

## Coronavirus Disease 2019 (COVID-19)

Updated August 30, 2020

The national Centers for Disease Control and Prevention (CDC) and the Mississippi State Department of Health continue to closely monitor the outbreak of respiratory illnesses caused by the novel (new) coronavirus COVID-19, and are working to limit the spread of cases nationally and in Mississippi. MSDH is actively working with doctors and hospitals to quickly identify cases and respond effectively to limit this outbreak.



**Home isolation is mandatory if you have tested positive for COVID-19** by [order of the State Health Officer](#). If you have been in contact with someone who has COVID-19, quarantine is also important to protect others.

### ► [What you should do](#)

If you are awaiting results of **routine testing** not related to exposure, you may [return to work](#) and follow the safety guidance of your employer.

**COVID-19 School Report:** K-12 outbreaks, cases and quarantine totals by county. [Current report »](#)

## Healthcare Professionals

Guidance and more →

- [MSDH guidance](#)
- [Electronic reporting](#)
- [Specimens](#)
- [Lab dropoff](#)
- [CDC guidance](#)
- [MS-HAN Alerts](#)

[ALL HEALTHCARE](#)

## Current Cases and Statistics

County and state data →

- [Current cases and deaths](#)
- [County data summaries](#)
- [Data charts and map](#)
- [Schools and LTC facilities](#)

- ▶ [Lab testing](#)
- ▶ [Recoveries](#)

## [ALL STATISTICS](#)

## Prevention, Safety and Testing

Personal and community →

- ▶ [Personal protection](#)
- ▶ [Gatherings and events](#)
- ▶ [Business and community](#)
- ▶ [School guidelines](#)
- ▶ [State agencies](#)
- ▶ [Getting tested](#)

## [ALL PREVENTION](#)

Mississippi Coronavirus Hotline (7 days a week, 7 a.m.–7 p.m.): **877-978-6453**

Mississippi's hospital system is overloaded by the additional burden of COVID-19 patients. If we don't start making changes now, we? Il be forced to make cruel calculations later about who gets the medical care they need, and who does not.

**K-12 extracurricular events:** New Governor's orders for safety. [More details »](#)

**MSDH Guidelines for K-12 Reopening During COVID-19:** Assessing risk, preventive measures, responding to outbreaks. [Document and resources »](#)

**Report a restaurant not following COVID-19 safety orders:** E-mail the details to [food@msdh.ms.gov](mailto:food@msdh.ms.gov)

**Face coverings are required** by order of the Governor for all Mississippians in [schools](#), businesses and indoor public spaces, and in outdoor public spaces where consistent social distancing is not possible. [Details and exceptions »](#)

## General Information

► [Overview, questions and answers, handouts, and information in other languages](#)

## COVID-19 in Mississippi

### New Cases and Deaths as of August 29

#### NEW CASES

647

New COVID-19 positive test results reported to MSDH as of 6 p.m. yesterday.

#### NEW DEATHS

14

New COVID-19 related deaths reported to MSDH as of 6 p.m. yesterday.

County	Total
Jackson	1
Rankin	1

\* **12** confirmed COVID-19 related deaths between July 31 and August 20, identified from death certificate reports.

County	Total
Bolivar	1
Clay	1
Coahoma	1
George	1
Hancock	2
Harrison	1
Hinds	1
Itawamba	2
Pike	1
Tunica	1

## LTC OUTBREAKS

158

Current outbreaks in long-term care facilities only. (See [LTC facility outbreak definition.](#))

**About our case counts:** We currently update our case totals each day based on test results from the previous day. Outside laboratories also report positive test results to us, which are included in our totals. Repeated tests for the same individual are counted only once. County case numbers and deaths may change as investigation finds new or additional information.

## County COVID-19 Data

### Race and Ethnicity

- [Total COVID-19 cases and deaths by county, race and ethnicity](#) PDF  
Current and past data tables, updated daily

### Trends and Data for Individual Counties

- [Weekly COVID-19 summaries for each Mississippi county](#)

### High Cases and Incidence

- [Mississippi counties ranked by weekly cases and incidence](#)

### Cumulative Cases and Deaths by County

Totals of all reported COVID-19 cases for 2020, including those in long-term care (LTC) facilities.

**The numbers in this table are provisional.** County case numbers and deaths may change as investigation finds new or additional information. The data provided below is the most current available.

<

County	Total Cases	Total Deaths
<a href="#">Adams</a>	790	31
<a href="#">Alcorn</a>	624	6
<a href="#">Amite</a>	273	7
<a href="#">Attala</a>	583	25
<a href="#">Benton</a>	194	1
<a href="#">Bolivar</a>	1488	49
<a href="#">Calhoun</a>	470	10
<b>Total</b>	<b>82,676</b>	<b>2,441</b>

County	Total Cases	Total Deaths
Carroll	291	12
Chickasaw	584	20
Choctaw	155	4
Claiborne	439	16
Clarke	462	30
Clay	472	15
Coahoma	975	18
Copiah	1092	31
Covington	719	17
De Soto	4585	43
Forrest	2125	61
Franklin	175	3
George	684	13
Greene	294	14
Grenada	941	32
Hancock	490	20
Harrison	3285	54
Hinds	6523	139
Holmes	1039	54
Humphreys	335	14
Issaquena	97	3
Itawamba	555	16
Jackson	2990	60
Jasper	480	13
Jefferson	219	9
Jefferson Davis	303	8
Jones	2153	72
Kemper	270	15
Lafayette	1419	34
Lamar	1438	29
Lauderdale	1755	106
Lawrence	402	10
Leake	878	31
Total	82,676	2,441

County	Total Cases	Total Deaths
Lee	2162	54
Leflore	1234	75
Lincoln	970	51
Lowndes	1279	53
Madison	2967	83
Marion	781	26
Marshall	940	12
Monroe	1035	57
Montgomery	408	16
Neshoba	1429	99
Newton	664	14
Noxubee	518	14
Oktibbeha	1426	46
Panola	1293	23
Pearl River	748	48
Perry	293	9
Pike	1129	45
Pontotoc	1058	11
Prentiss	615	12
Quitman	320	3
Rankin	2842	63
Scott	1092	22
Sharkey	250	8
Simpson	938	39
Smith	467	13
Stone	312	10
Sunflower	1258	36
Tallahatchie	629	13
Tate	854	32
Tippah	545	15
Tishomingo	551	28
Tunica	449	12
Total	82,676	2,441

County	Total Cases	Total Deaths
Union	878	21
Walthall	563	24
Warren	1313	46
Washington	1983	60
Wayne	846	21
Webster	303	13
Wilkinson	277	17
Winston	694	19
Yalobusha	363	12
Yazoo	954	21
<b>Total</b>	<b>82,676</b>	<b>2,441</b>

## Case Classifications

Mississippi investigates and reports both probable and confirmed cases and deaths according to the [CSTE case definition](#).

	Confirmed	Probable	Total
Cases	78,904	3,772	<b>82,676</b>
Deaths	2,294	147	<b>2,441</b>

Confirmed cases and deaths are generally determined by positive PCR tests, which detect the presence of ongoing coronavirus infection.

Probable cases are those who test positive by other testing methods such as antibody or antigen, and have recent symptoms consistent with COVID-19, indicating a recent infection.

Probable deaths are those individuals with a designation of COVID-19 as a cause of death on the death certificate, but where no confirmatory testing was performed.

## K-12 School Report by County

Each week all Mississippi K-12 schools report cases among students, teachers and staff, number of outbreaks, and teachers and students under quarantine as a result of COVID-19 exposure. These reports are then summarized by county.

*Note:* An outbreak in a school setting is defined as 3 or more individuals diagnosed with COVID-19 in the same group within a 14-day period.

► [K-12 school cases, outbreaks and exposure totals by county](#) PDF  
Updated weekly

## Long-Term Care Facility Cases and Outbreaks

Long-term care (LTC) facilities like nursing homes are considered high risk locations because their residents are older or in poor health. A single confirmed COVID-19 infection in an LTC facility resident, or more than one infection in employees or staff in a 14-day period constitutes an outbreak. Residential care facilities also represent group living facilities where COVID-19 can be easily

spread. We investigate residents, staff and close contacts of infected individuals for possible exposure.

**These outbreak figures are reported directly to MSDH by the facility.** Many of the cases and deaths reported by facilities may not yet be included in our totals of lab-reported cases.

► [Mississippi COVID-19 cases and deaths in long-term care facilities](#) PDF

Long-term care facilities include nursing homes, personal care homes, assisted living homes, and intermediate care facilities for individuals with intellectual disability (ICF-IID)

► [Mississippi COVID-19 cases and deaths in residential care facilities](#) PDF

Residential care facilities include psychiatric or chemical dependency residential treatment centers and long-term acute care facilities.

## Ongoing Outbreaks

This weekly table of ongoing outbreaks lists all facilities that have reported a current, active outbreak of COVID-19. The reported totals are for cases and deaths associated with the current outbreak only.

**Note:** The cases and deaths in this document have been reported to us directly by the facilities, and may not have appeared yet in our county totals, which are based on reports from testing laboratories.

► [Mississippi long-term care facilities with active COVID-19 outbreaks](#)

Current and past listings

---

## Mississippi COVID-19 Data Charts and Map

**All data reports below are updated as they become available.** Updates are made daily except where noted.

## Hospitalizations and Bed Availability

► [Interactive chart of hospitalizations by date](#)

► **NEW:** [Interactive chart of local and state hospital bed availability](#)

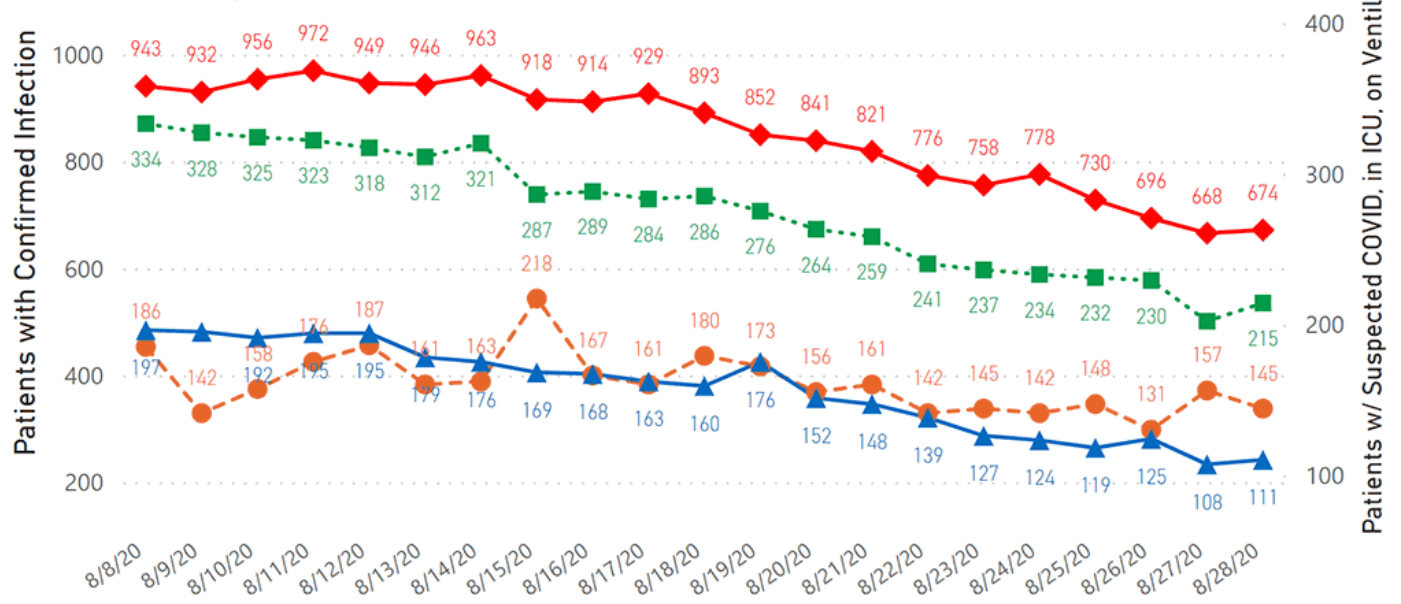


## COVID-19 Hospitalizations Reported by MS Hospitals, 8/8/20-8/28/20 \*\*, \*\*

◆ Patients with Confirmed Infection ● Patients with Suspected Infection ■ Patients in an ICU ▲ Patients on Ventilators

\* Patients in ICU and on ventilators are COVID-19 confirmed.

\*\* Data are provisional.



## Cases and Deaths Data Charts

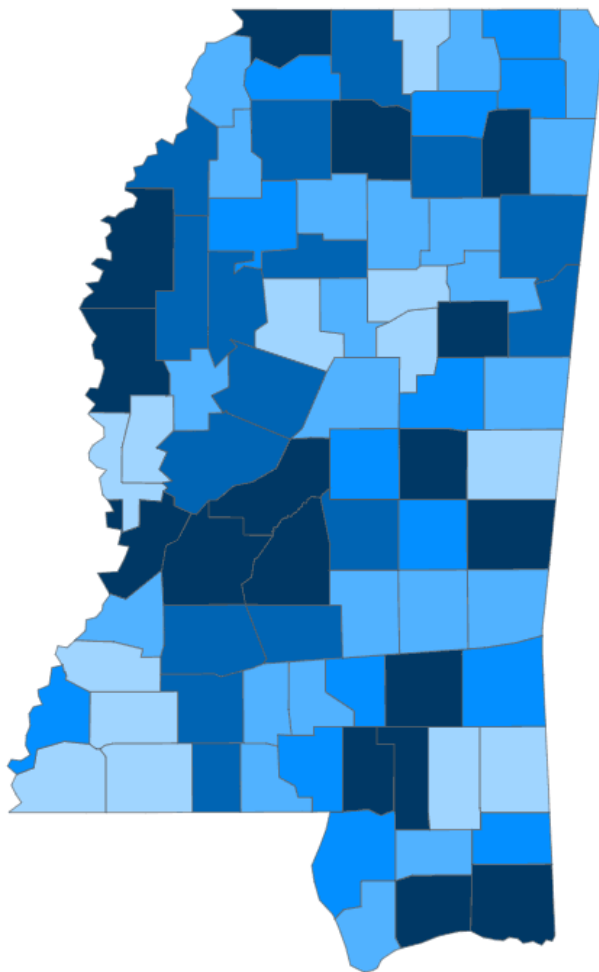
Our state case map and other data charts are also available in interactive form.

- [View interactive map](#)
- [View interactive epidemiological trend and syndromic surveillance](#)

The charts below are based on available data at the time of publication. Charts do **not** include cases where insufficient details of the case are known.

# Mississippi COVID-19 Cases and Deaths by Race with Ethnicity as of 6 pm CT, August 28, 2020

Total Cases  
**82,029**



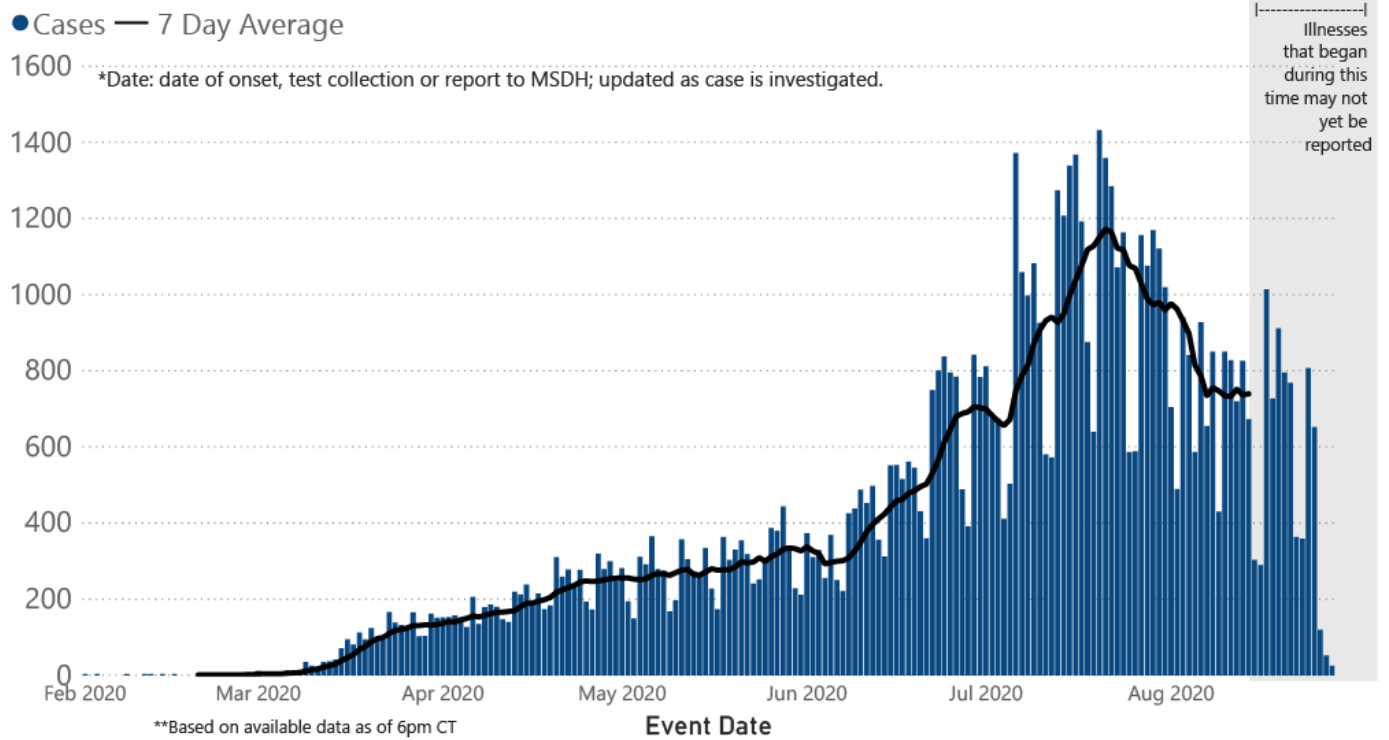
1 to 300 301 to 600 601 to 900 901 to 1300 >1300

	American Indian or Alaska Native	Asian	Black	White	Other	Unknown
Non Hispanic	468	217	26,631	21,264	872	414
Hispanic	14	11	103	682	1,545	97
Unknown Ethnicity	779	63	6,731	5,783	4,442	11,913

Total Deaths  
**2,427**

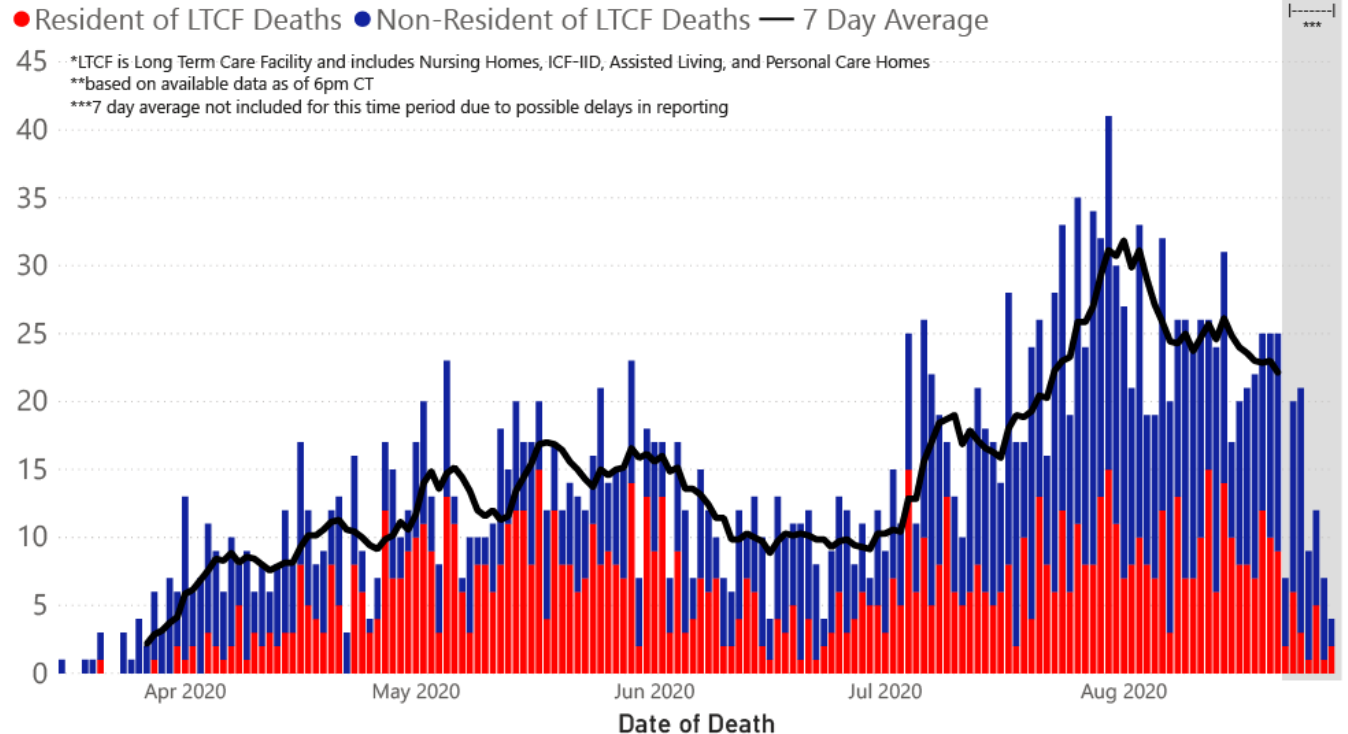
	American Indian or Alaska Native	Asian	Black	White	Other	Unknown
Non Hispanic	64	3	1,041	966	12	2
Hispanic	1	0	3	17	13	1
Unknown Ethnicity	20	1	109	117	22	35

## COVID-19 Cases by Date\* through August 28, 2020\*\*, Mississippi



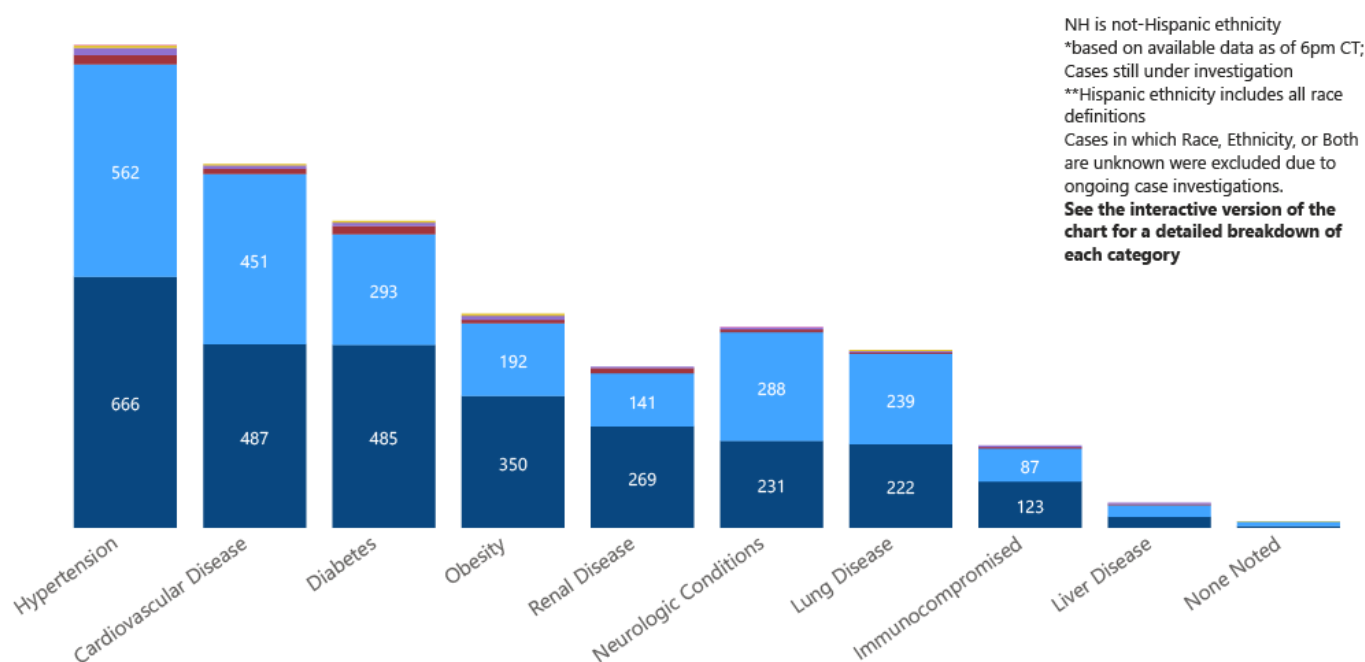
**Note:** Values up to two weeks in the past on the chart of Cases by Date above can change as we update it with new information from disease investigation.

## COVID-19 LTCF\* and Non-LTCF Deaths by Date of Death through August 28, 2020\*\*, Mississippi

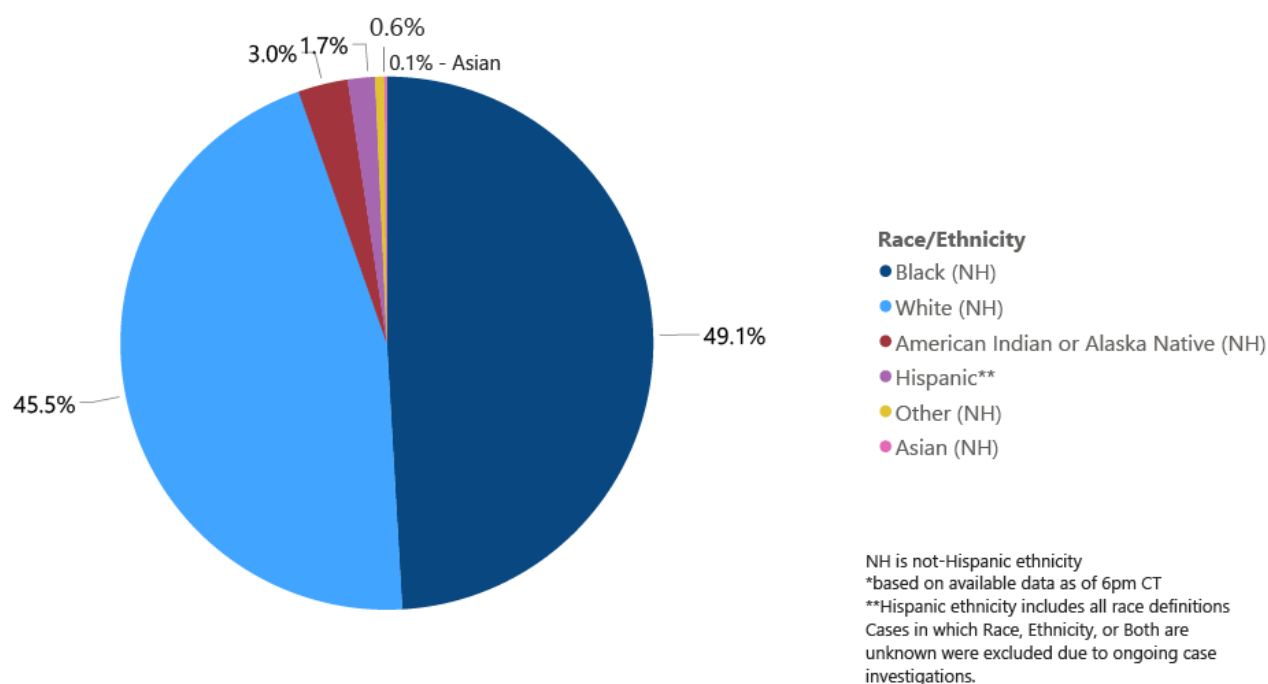


## COVID-19 Underlying Conditions in Deaths by Race/Ethnicity through August 28, 2020\*, Mississippi

**Race/Ethnicity** ● Black (NH) ● White (NH) ● American Indian or Alaska Native (NH) ● Hispanic\*\* ● Other (NH) ● Asian (NH)

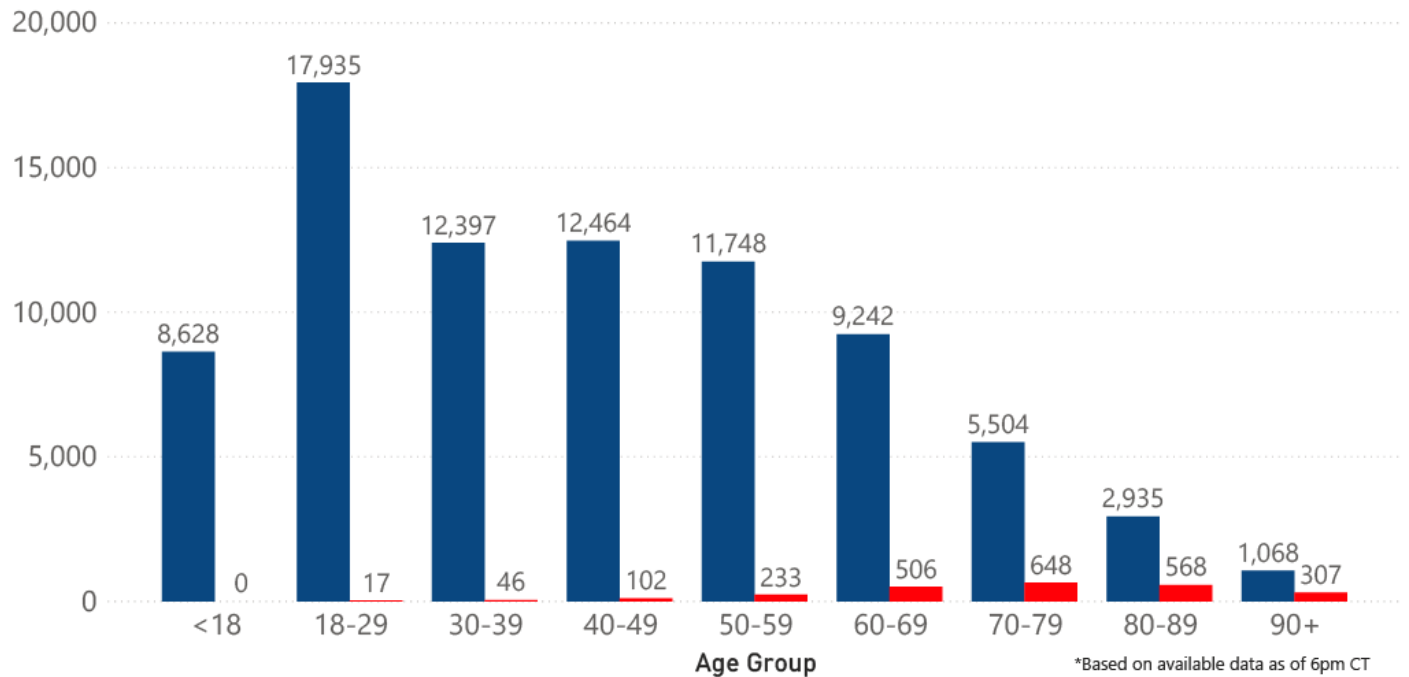


## COVID-19 Deaths by Race/Ethnicity through August 28, 2020\*, Mississippi

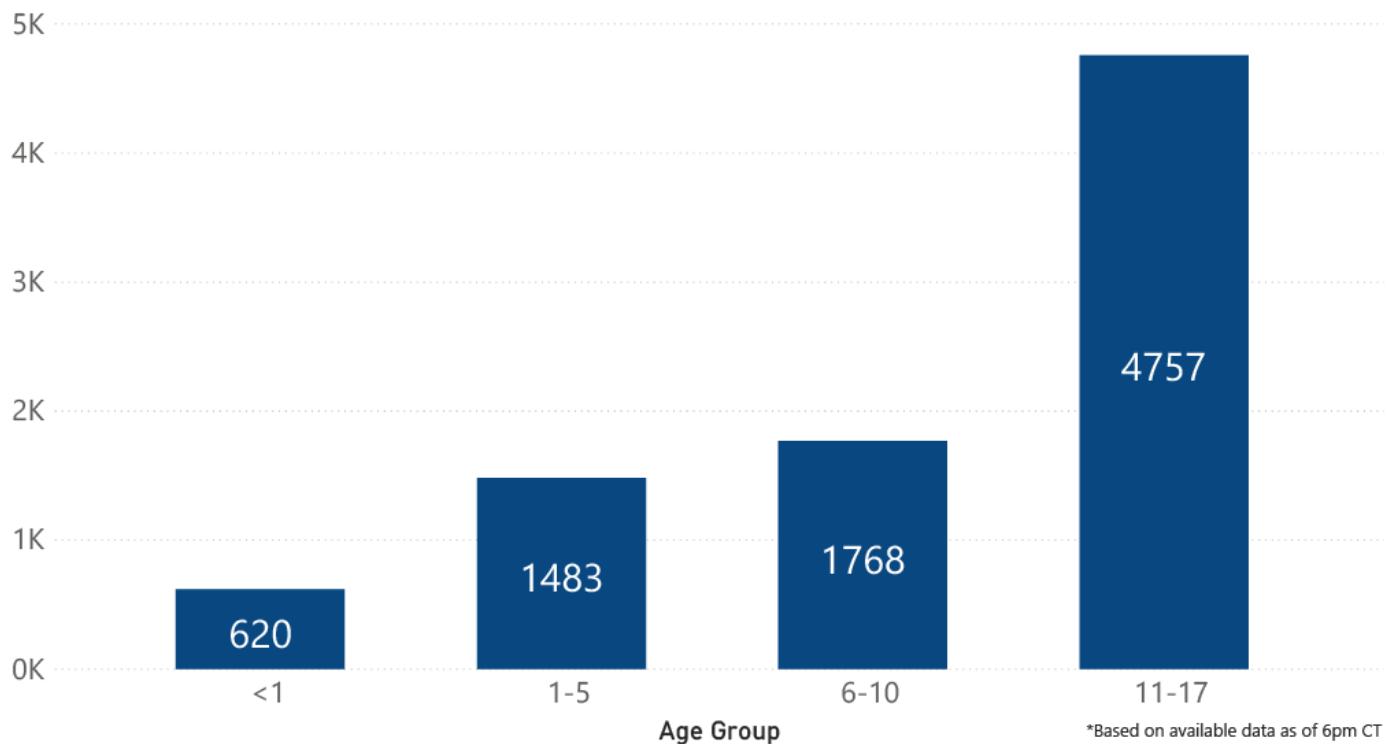


## COVID-19 Cases and Deaths by Age Group through August 28, 2020\*, Mississippi

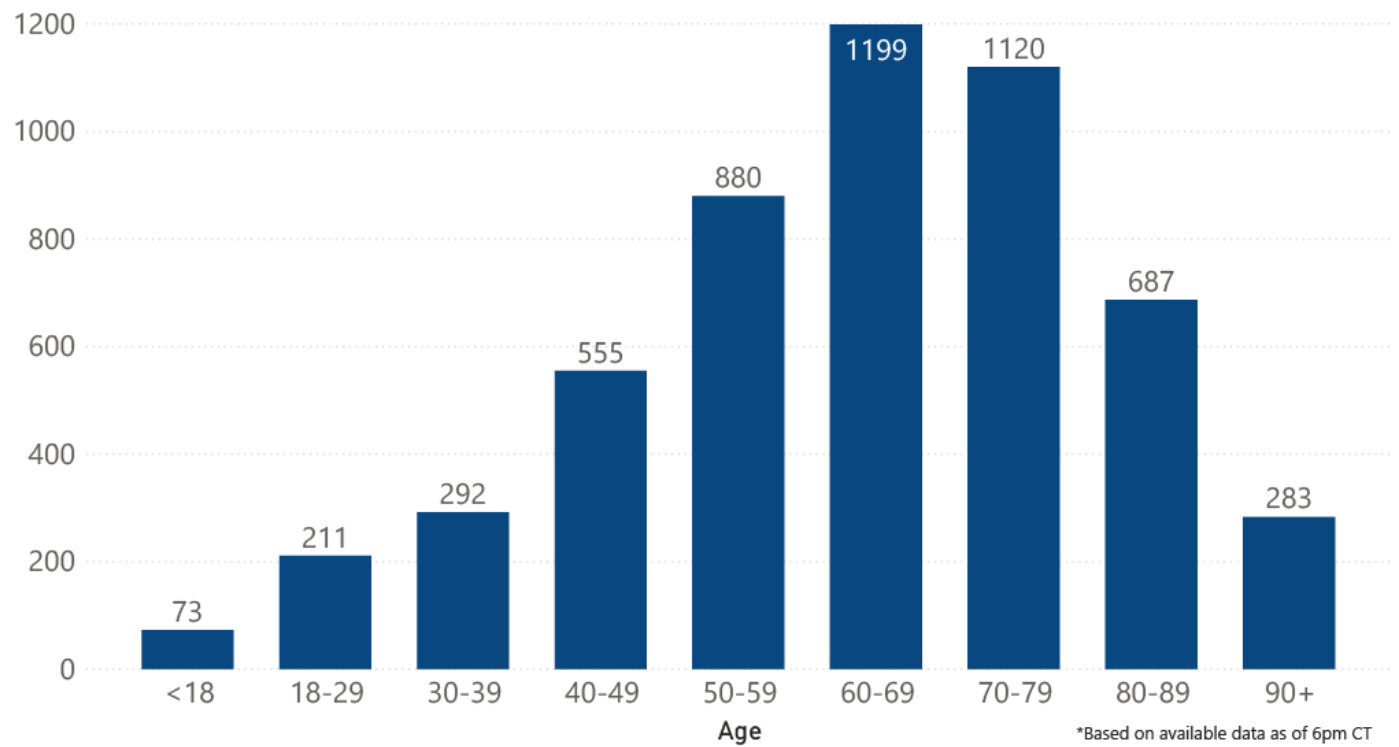
● Cases ● Deaths



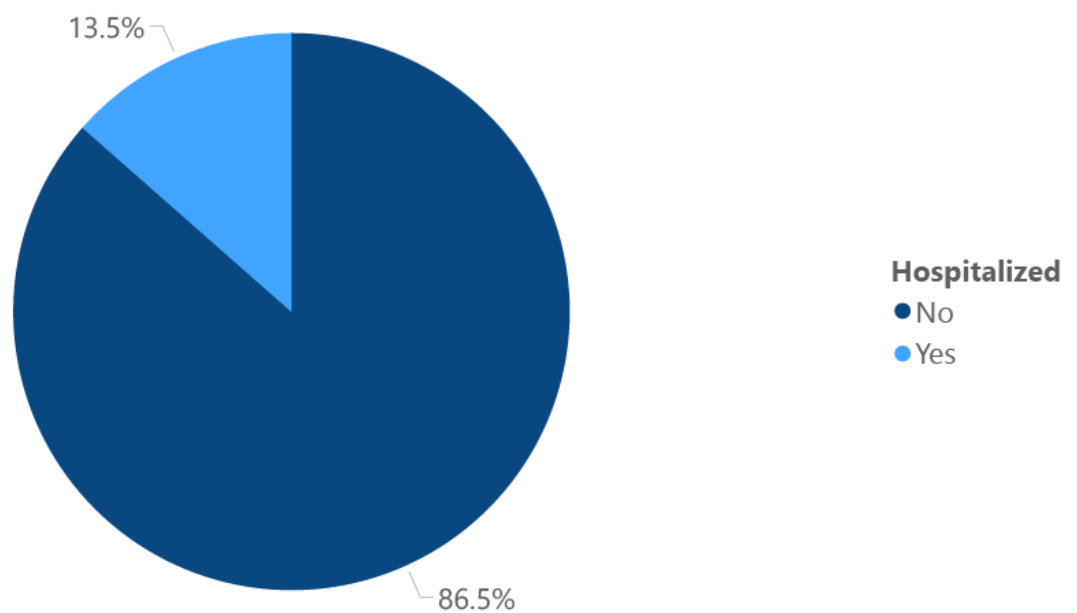
## COVID-19 Pediatric Cases by Age Group through August 28, 2020\*, Mississippi



### COVID-19 Hospitalized Cases by Age through August 28, 2020\*, Mississippi



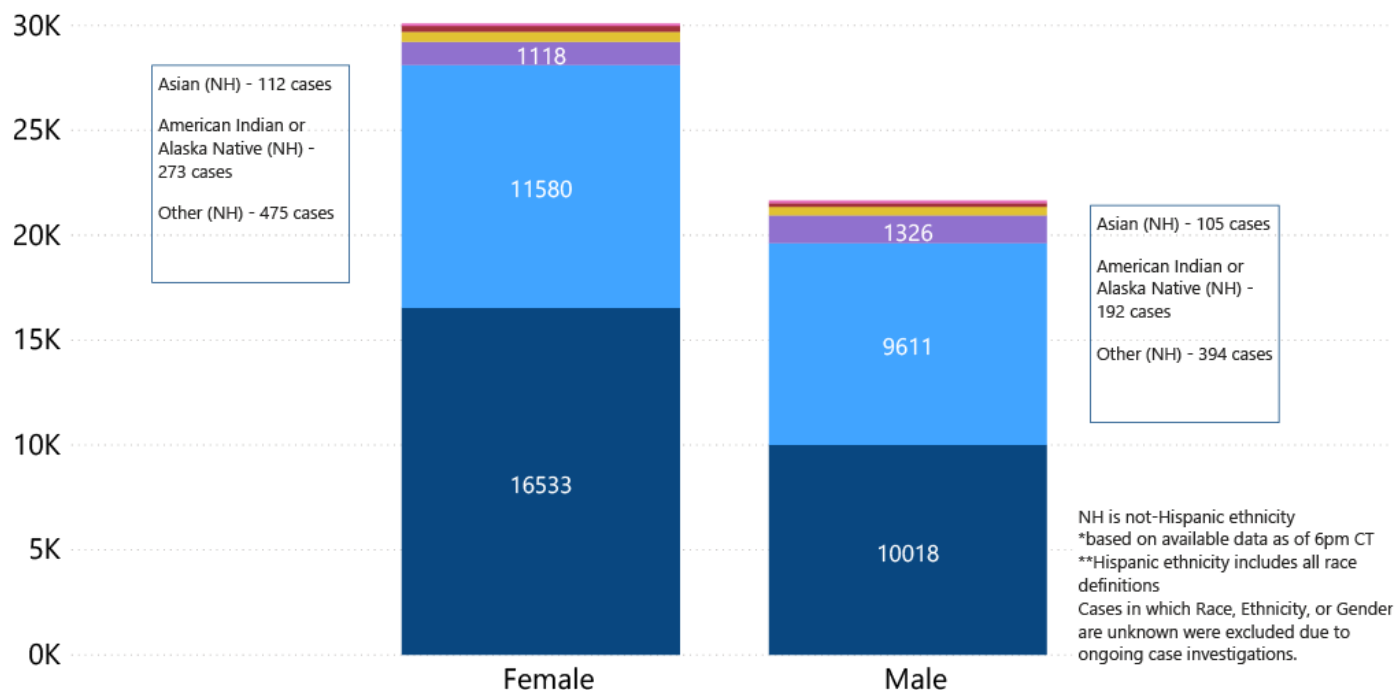
### COVID-19 Cumulative Hospitalizations-Investigated Cases August 28, 2020 \*



\* Cases in which hospitalization is unknown were excluded due to ongoing case investigations; based on available data as of 6 pm CT

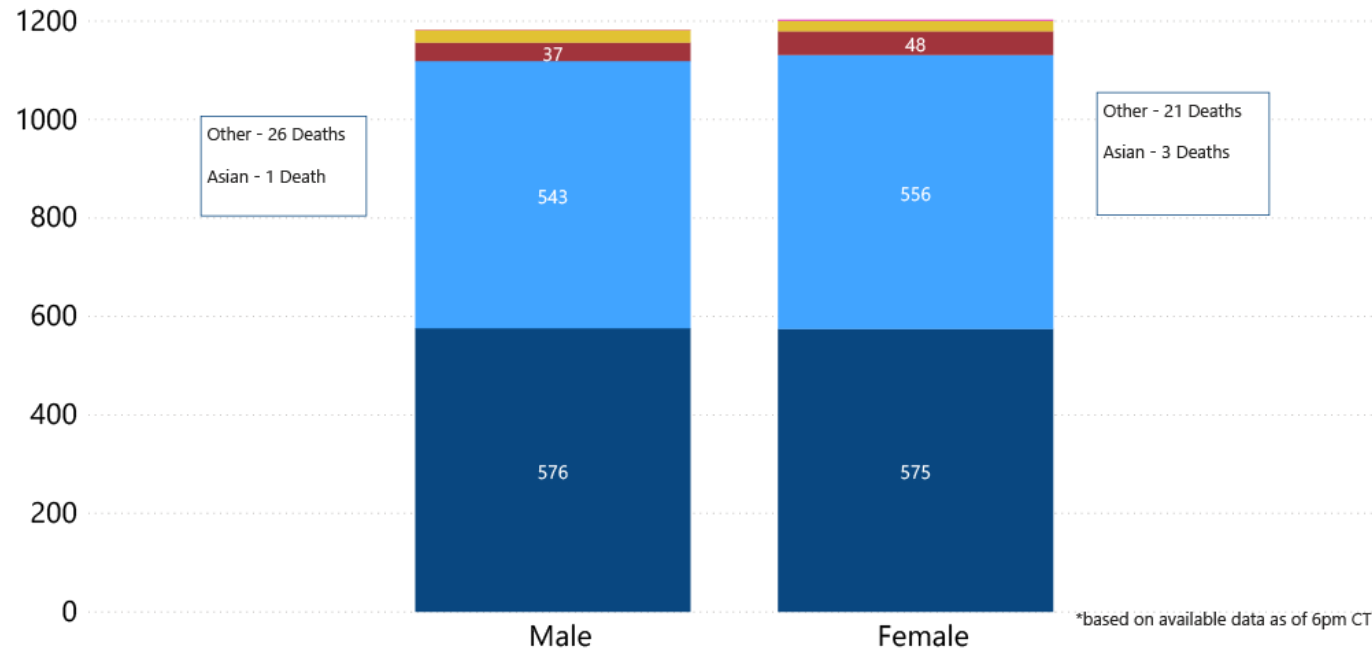
## COVID-19 Cases by Race/Ethnicity and Gender through August 28, 2020\*, Mississippi

**Race/Ethnicity** ● Black (NH) ● White (NH) ● Hispanic\*\* ● Other (NH) ● American Indian or Alaska Native (NH) ● Asian (NH)

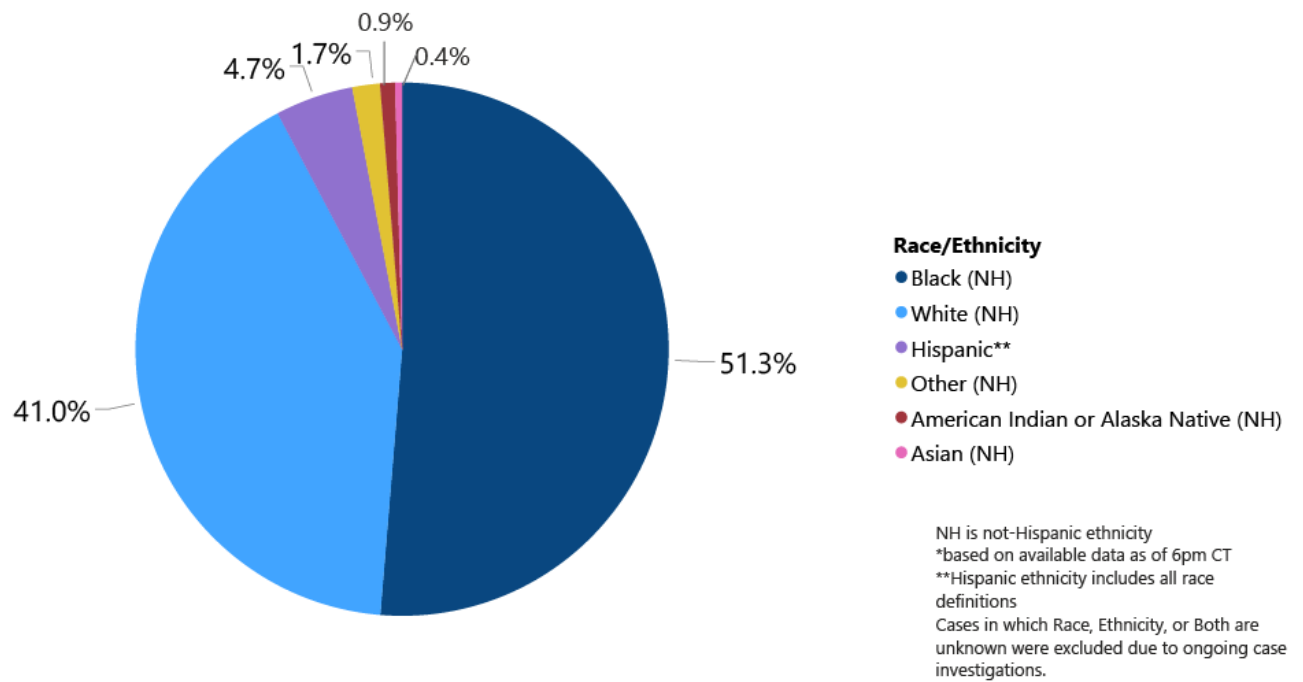


## COVID-19 Deaths by Race and Gender through August 28, 2020\*, Mississippi

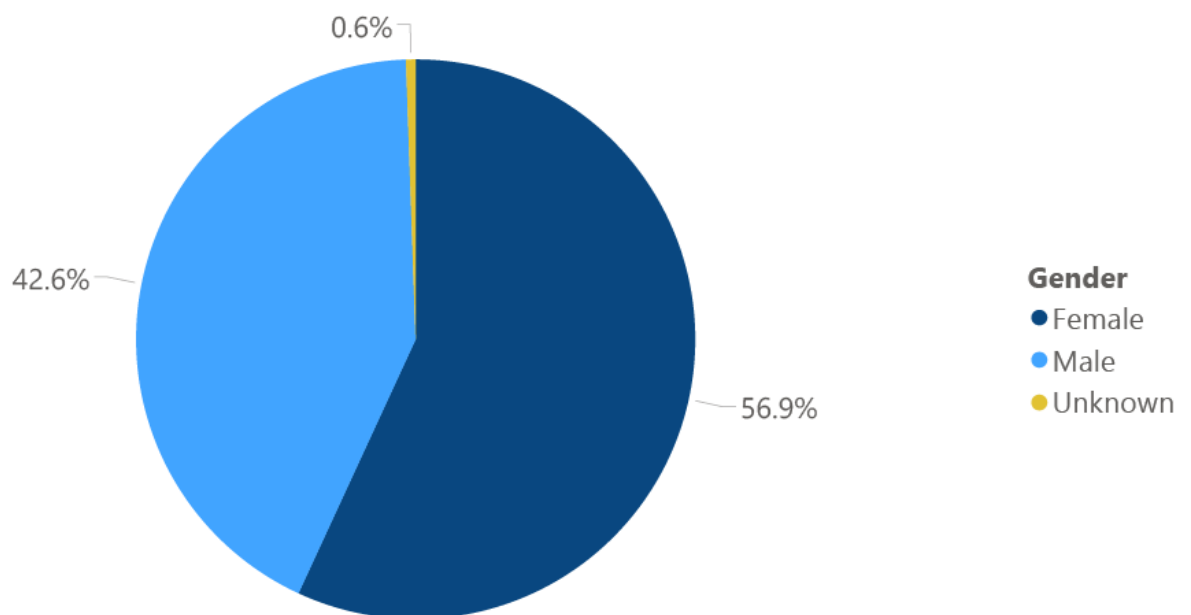
**Race** ● Black ● White ● American Indian or Alaska Native ● Other ● Asian



## COVID-19 Cases by Race/Ethnicity through August 28, 2020\*, Mississippi



## COVID-19 Cases by Gender through August 28, 2020\*, Mississippi



\*Based on available data as of 6pm CT

## Weekly High Case and High Incidence Counties

Tracking counties with recent high numbers of COVID-19 cases, adjusted for population, provides insight on where local outbreaks are most serious, and where protective measures should be increased. For more accurate reporting, these weekly charts include sample collection dates only up to seven days in the past to allow for case investigation and delays in lab test reports.

Cases counts in these charts is based on the date of testing, not the date the test result was reported, and include only those cases



where the date of testing is known.

They rank counties by weekly cases, and by incidence (cases proportional to population). A separate table ranking all counties is also available. **All tables updated weekly.**

► [Full tables of counties ranked by weekly incidence and cases](#) PDF

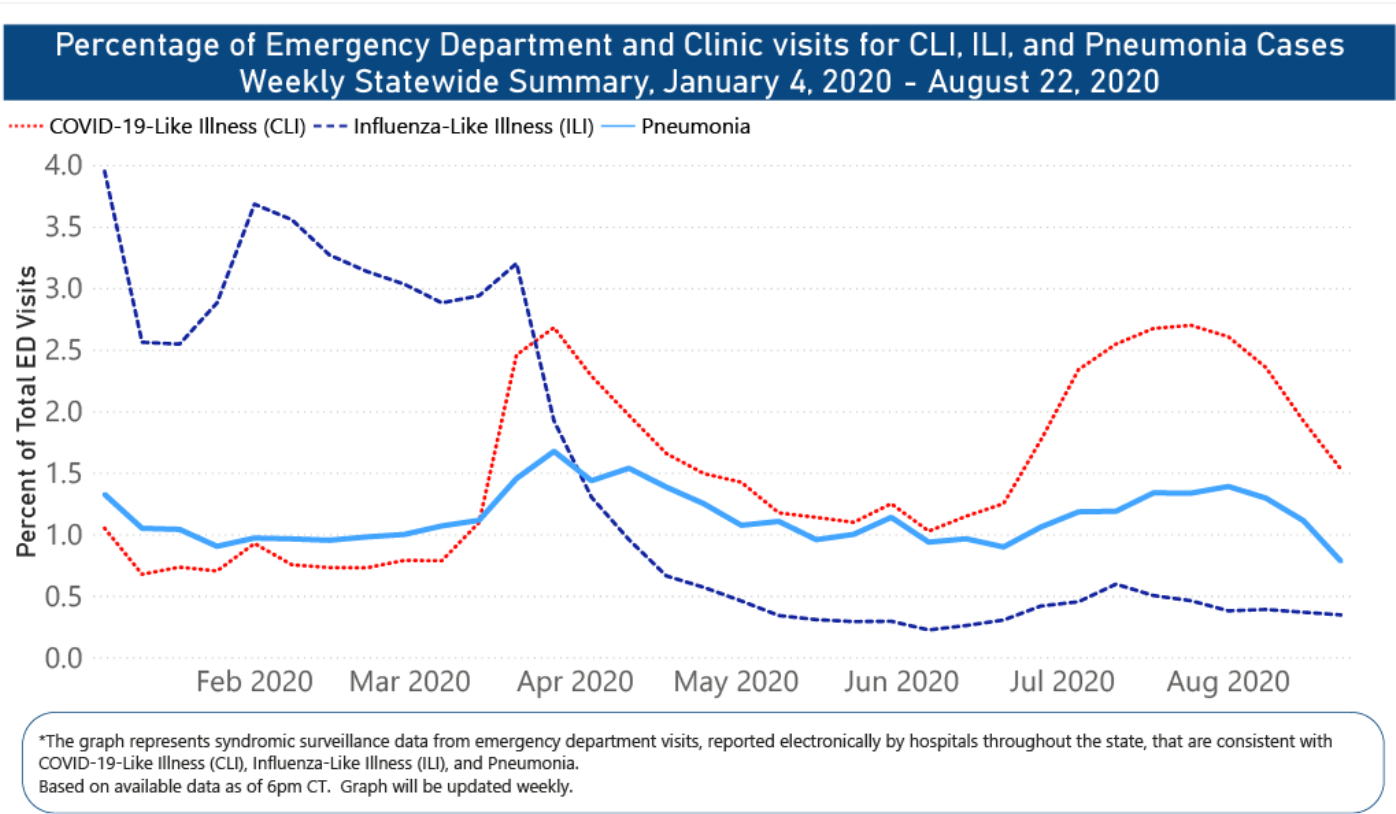
County	Cases (August 10-August 16)	Cases per 100,000 (August 10-August 16)	Cases to Date	Cases per 100,000 Total	Percent Change
LEE	198	231.8	2036	2383.1	11%
HINDS	84	36.2	6292	2713.9	1%
HARRISON	72	34.6	3061	1471.1	2%
PRENTISS	68	270.6	557	2216.8	14%
DESOTO	67	36.2	4320	2335.8	2%
RANKIN	56	36.1	2688	1731.2	2%
UNION	54	187.4	826	2866.6	7%
JACKSON	47	32.7	2775	1932.2	2%
MONROE	45	127.7	974	2763.0	5%
SIMPSON	44	165.1	897	3364.8	5%
PONTOTOC	43	133.6	983	3055.3	5%
WARREN	43	94.8	1248	2750.0	4%

\*based on available data as of 6pm CT  
 Cases based on test date. Cases without test date excluded due to ongoing investigations.  
 Table will be updated weekly. A one week lag is used for reporting.

County	Cases (August 10-August 16)	Cases per 100,000 (August 10-August 16)	Cases to Date	Cases per 100,000 Total	Percent Change
WEBSTER	27	278.7	282	2910.5	11%
PRENTISS	68	270.6	557	2216.8	14%
LEE	198	231.8	2036	2383.1	11%
TISHOMINGO	42	216.7	511	2636.3	9%
UNION	54	187.4	826	2866.6	7%
CHICKASAW	32	187.1	562	3286.0	6%
ITAWAMBA	41	175.3	483	2065.0	9%
COVINGTON	31	166.3	702	3766.9	5%
SIMPSON	44	165.1	897	3364.8	5%
TIPPAH	32	145.4	500	2271.2	7%
JEFFERSON DAVIS	15	134.8	271	2435.3	6%
PONTOTOC	43	133.6	983	3055.3	5%

\*based on available data as of 6pm CT  
 Cases based on test date. Cases without test date excluded due to ongoing investigations.  
 Table will be updated weekly. A one week lag is used for reporting.

Emergency department visits by those with symptoms characteristic of COVID-19, influenza and pneumonia, updated weekly.



Estimated Recoveries

Presumed COVID-19 cases recovered, estimated weekly (does not include cases still under investigation).



## U.S. and World Cases

- ▶ [COVID-19 cases in the United States \(CDC\)](#)
  - ▶ [U.S. COVID-19 Tracker \(CDC\)](#)
  - ▶ [COVID-19 Global Case Map \(Johns Hopkins University\)](#)
- 

## COVID-19 Testing

### Statewide Combined Testing as of August 28

COVID-19 testing providers around the state include commercial laboratories as well as hospital labs. Combined with testing done by the MSDH Public Health Laboratory, the figures provide a complete picture of all Mississippi testing.

**PCR** testing detects current, active COVID-19 infection in an individual.

**Antibody** (serology) testing identifies individuals with past COVID-19 infection based on antibodies they develop one to three weeks after infection.

**Antigen** testing is another way to identify current COVID-19 infection.

	Total tests	PCR	Antibody	Antigen
MSDH Public Health Laboratory	99,323	98,083	1,240	0
Other testing providers	521,724	466,850	24,015	30,859
Total tests for COVID-19 statewide	<b>621,047</b>	<b>564,933</b>	<b>25,255</b>	<b>30,859</b>

### MSDH Individuals Tested as of August 29

MSDH Public Health Laboratory (MPHL) testing totals as of 3 p.m. These totals are for tests performed at the MPHL only.

- Total individuals tested by the MPHL: **75,331**
- Total positive individuals from MPHL tests: **8,340**

## Getting Tested for COVID-19

The MSDH Public Health Laboratory, its partners, and private providers are testing statewide for COVID-19.

Anyone with symptoms of fever, severe cough or severe chest pains – especially those who are older or in poor health – should make arrangements for testing with their doctor or one of the many healthcare providers now performing testing. Healthcare providers can assess your health history and symptoms, and perform testing for COVID-19 as needed. MSDH is also helping conduct free drive-up testing sites in many parts of the state. **Always call ahead to the testing provider for instructions on safely being examined before you visit for your test.**

- ▶ [Find a COVID-19 testing provider near you](#)

- ▶ [Video: A tour through COVID-19 testing at the MSDH Public Health Lab](#)

## Prevention and Guidance for Individuals and the Community

- ▶ [Preventive steps to take, recommendations, guidance and general information on COVID-19](#)

Get health alerts and our free newsletter by e-mail:



Last reviewed on Mar 5,  
2020

[error on this](#)[email page](#)[print](#)

### *Related resources*

- ▶ [Local COVID-19 Testing Providers](#)
- ▶ [COVID-19 Guidance and Prevention for Individuals and the Community](#)  
Updated August 27, 2020

### *More topics*

- ▶ [\[ Espanol, Tieng Viet, ASL \]](#)
- ▶ [County Data](#)
- ▶ [Diagnostic Testing EUA](#)
- ▶ [Handouts and Posters](#)
- ▶ [Healthcare Professionals](#)
- ▶ [Interactive Map and Charts](#)
- ▶ [Long-Term Care Outbreaks](#)
- ▶ [Prevention and Safety Guidance](#)
- ▶ [School Cases and Outbreaks](#)
- ▶ [Testing for COVID-19](#)

COVID-19



# Keep your distance

Stay at least six feet apart  
from others in large groups.

[MORE PREVENTION TIPS](#)

Administration  
Board of Health  
County Offices  
Institutional Review  
Jobs  
Locations  
Public Health Laboratory  
RFPs/Grants

*More »*

---

Intranet  
OHIT+ER Service Center  
Webmail

#### **INFORMATION**

---

Apps  
Calendar of Events  
Contact Us  
Meetings  
Health Resources  
Hotlines  
Locations  
News  
Newsletter  
Phone Numbers  
Español

#### **I NEED A ...**

---

Birth Certificate  
Certificate of Need  
Children's Health Insurance  
Complaint Form  
Criminal History Check  
Death Certificate  
Divorce Record  
Food Permit  
Immunization Record  
J-1 Visa  
License Verification  
Marriage Record  
Professional License  
Public Records Request  
Wastewater Application

#### **PUBLICATIONS**

---

Annual Report  
CON Weekly Reports  
Health Facilities Directory  
Mississippi Morbidity Reports  
Public Health Report  
State Health Plan  
Strategic Plan

[More »](#)

Mississippi State Department of Health • 570 East Woodrow Wilson Dr • Jackson, MS 39216 • 866-HLTHY4U • [Contact and information](#)

