

Coronavirus Disease 2019 (COVID-19)

Updated September 1, 2020

The national Centers for Disease Control and Prevention (CDC) and the Mississippi State Department of Health continue to closely monitor the outbreak of respiratory illnesses caused by the novel (new) coronavirus COVID-19, and are working to limit the spread of cases nationally and in Mississippi. MSDH is actively working with doctors and hospitals to quickly identify cases and respond effectively to limit this outbreak.



Home isolation is mandatory if you have tested positive for COVID-19 by [order of the State Health Officer](#). If you have been in contact with someone who has COVID-19, quarantine is also important to protect others.

► What you should do

If you are awaiting results of **routine testing** not related to exposure, you may [return to work](#) and follow the safety guidance of your employer.

Healthcare Professionals

Guidance and more →

- [MSDH guidance](#)
- [Electronic reporting](#)
- [Specimens](#)
- [Lab dropoff](#)
- [CDC guidance](#)
- [MS-HAN Alerts](#)

ALL HEALTHCARE

Current Cases and Statistics

County and state data →

- [Current cases and deaths](#)
- [County data summaries](#)
- [Data charts and map](#)
- [Schools and LTC facilities](#)
- [Lab testing](#)
- [Recoveries](#)

[ALL STATISTICS](#)

Prevention, Safety and Testing

Personal and community →

- ▶ [Personal protection](#)
- ▶ [Gatherings and events](#)
- ▶ [Business and community](#)
- ▶ [School guidelines](#)
- ▶ [State agencies](#)
- ▶ [Getting tested](#)

[ALL PREVENTION](#)

Mississippi Coronavirus Hotline (7 days a week, 7 a.m.–7 p.m.): **877-978-6453**

Mississippi's hospital system is overloaded by the additional burden of COVID-19 patients. If we don't start making changes now, we'll be forced to make cruel calculations later about who gets the medical care they need, and who does not.

COVID-19 School Report: K-12 outbreaks, cases and quarantine totals by county. [Current report »](#)

Report a restaurant not following COVID-19 safety orders : E-mail the details to food@msdh.ms.gov

Face coverings are required by order of the Governor for all Mississippians in [schools](#), businesses and indoor public spaces, and in outdoor public spaces where consistent social distancing is not possible. [Details and exceptions »](#)

General Information

► [Overview, questions and answers, handouts, and information in other languages](#)

COVID-19 in Mississippi

New Cases and Deaths as of August 31

NEW CASES

634

New COVID-19 positive test results reported to MSDH as of 6 p.m. yesterday.

NEW DEATHS

20

New COVID-19 related deaths reported to MSDH as of 6 p.m. yesterday.

County	Total
Bolivar	2
Clay	1
Desoto	1
Forrest	1
Humphreys	1
Jones	1
Lafayette	1
Lamar	1
Lauderdale	2
Lee	2
Lowdnes	1
Marshall	1
Pontotoc	1
Prentiss	1
Quitman	1
Washington	1
Yalobusha	1

LTC OUTBREAKS

Current outbreaks in long-term care facilities only. (See [LTC facility outbreak definition](#).)

About our case counts: We currently update our case totals each day based on test results from the previous day. Outside laboratories also report positive test results to us, which are included in our totals. Repeated tests for the same individual are counted only once. County case numbers and deaths may change as investigation finds new or additional information.

County COVID-19 Data

Race and Ethnicity

- ▶ [Total COVID-19 cases and deaths by county, race and ethnicity](#) PDF
Current and past data tables, updated daily

Trends and Data for Individual Counties

- ▶ [Weekly COVID-19 summaries for each Mississippi county](#)

High Cases and Incidence

- ▶ [Mississippi counties ranked by weekly cases and incidence](#)

Cumulative Cases and Deaths by County

Totals of all reported COVID-19 cases for 2020, including those in long-term care (LTC) facilities.

The numbers in this table are provisional. County case numbers and deaths may change as investigation finds new or additional information. The data provided below is the most current available.

County	Total Cases	Total Deaths	Total LTC Facility Cases	Total LTC Facility Deaths
Adams	791	32	46	12
Alcorn	641	6	17	1
Amite	278	7	14	2
Attala	585	25	90	20
Benton	194	1	2	0
Bolivar	1512	51	77	13
Calhoun	476	10	23	4
Carroll	292	12	45	9
Chickasaw	598	22	43	12
Choctaw	158	4		0
Total	83,584	2,493	4,853	1,006

County	Total Cases	Total Deaths	Total LTC Facility Cases	Total LTC Facility Deaths
Claiborne	440	16	43	9
Clarke	468	30	31	9
Clay	481	16	3	1
Coahoma	987	19	77	2
Copiah	1100	31	30	4
Covington	719	17	9	4
De Soto	4671	45	49	9
Forrest	2140	63	121	35
Franklin	176	3	3	1
George	687	13	5	2
Greene	298	14	35	6
Grenada	952	32	88	17
Hancock	501	20	8	4
Harrison	3336	57	149	18
Hinds	6547	140	360	59
Holmes	1045	54	98	20
Humphreys	338	15	20	6
Issaquena	98	3		0
Itawamba	581	17	51	9
Jackson	3052	60	74	7
Jasper	484	13	1	0
Jefferson	221	9	8	2
Jefferson Davis	305	9	3	1
Jones	2169	73	174	35
Kemper	273	15	38	9
Lafayette	1470	36	121	26
Lamar	1440	30	10	5
Lauderdale	1782	108	213	58
Lawrence	404	10	18	1
Leake	883	31	4	0
Lee	2211	58	146	28
Leflore	1244	75	185	45
Lincoln	974	51	129	30
Total	83,584	2,493	4,853	1,006

County	Total Cases	Total Deaths	Total LTC Facility Cases	Total LTC Facility Deaths
Lowndes	1294	55	92	30
Madison	2994	83	230	41
Marion	783	26	48	6
Marshall	956	13	27	6
Monroe	1046	59	148	44
Montgomery	412	17	25	7
Neshoba	1435	100	109	37
Newton	672	17	14	4
Noxubee	520	14	17	4
Oktibbeha	1459	46	185	29
Panola	1295	23	13	2
Pearl River	752	48	66	19
Perry	294	9		0
Pike	1137	45	74	20
Pontotoc	1071	13	6	1
Prentiss	639	14	46	3
Quitman	327	4		0
Rankin	2857	63	131	17
Scott	1099	22	15	3
Sharkey	251	8	42	7
Simpson	938	39	100	20
Smith	474	13	54	8
Stone	321	10	28	3
Sunflower	1266	39	50	10
Tallahatchie	636	13	9	2
Tate	859	32	32	12
Tippah	551	15	2	0
Tishomingo	561	29	93	21
Tunica	451	12	12	2
Union	887	23	41	11
Walthall	564	24	67	13
Warren	1314	46	109	22
Washington	2007	62	85	20
Total	83,584	2,493	4,853	1,006

County	Total Cases	Total Deaths	Total LTC Facility Cases	Total LTC Facility Deaths
Wayne	849	21	58	10
Webster	306	13	52	11
Wilkinson	277	17	8	4
Winston	696	19	40	11
Yalobusha	374	13	35	7
Yazoo	958	21	29	4
Total	83,584	2,493	4,853	1,006

Case Classifications

Mississippi investigates and reports both probable and confirmed cases and deaths according to the [CSTE case definition](#).

	Confirmed	Probable	Total
Cases	79,650	3,934	83,584
Deaths	2,337	156	2,493

Confirmed cases and deaths are generally determined by positive PCR tests, which detect the presence of ongoing coronavirus infection.

Probable cases are those who test positive by other testing methods such as antibody or antigen, and have recent symptoms consistent with COVID-19, indicating a recent infection.

Probable deaths are those individuals with a designation of COVID-19 as a cause of death on the death certificate, but where no confirmatory testing was performed.

K-12 School Report by County

Mississippi K-12 schools make weekly reports of cases among students, teachers and staff, number of outbreaks, and teachers and students under quarantine as a result of COVID-19 exposure. These reports are then summarized by county. *Note:* An outbreak in a school setting is defined as 3 or more individuals diagnosed with COVID-19 in the same group within a 14-day period.

These cases have been directly reported to MSDH by each school, and may not yet have appeared in our state and county totals of cases reported by laboratories.

- [K-12 school cases, outbreaks and exposure totals by county](#)
Updated weekly

Long-Term Care Facility Cases and Outbreaks

Long-term care (LTC) facilities like nursing homes are considered high risk locations because their residents are older or in poor health. A single confirmed COVID-19 infection in an LTC facility resident, or more than one infection in employees or staff in a 14-day period constitutes an outbreak. Residential care facilities also represent group living facilities where COVID-19 can be easily spread. We investigate residents, staff and close contacts of infected individuals for possible exposure.

These outbreak figures are reported directly to MSDH by the facility. Many of the cases and deaths reported by facilities may not yet be included in our totals of lab-reported cases.

- [Mississippi COVID-19 cases and deaths in long-term care facilities](#) PDF

Long-term care facilities include nursing homes, personal care homes, assisted living homes, and intermediate care facilities for individuals with intellectual disability (ICF-IID)

► [Mississippi COVID-19 cases and deaths in residential care facilities](#) PDF

Residential care facilities include psychiatric or chemical dependency residential treatment centers and long-term acute care facilities.

Ongoing Outbreaks

This weekly table of ongoing outbreaks lists all facilities that have reported a current, active outbreak of COVID-19. The reported totals are for cases and deaths associated with the current outbreak only.

Note: The cases and deaths in this document have been reported to us directly by the facilities, and may not have appeared yet in our county totals, which are based on reports from testing laboratories.

► [Mississippi long-term care facilities with active COVID-19 outbreaks](#)

Current and past listings

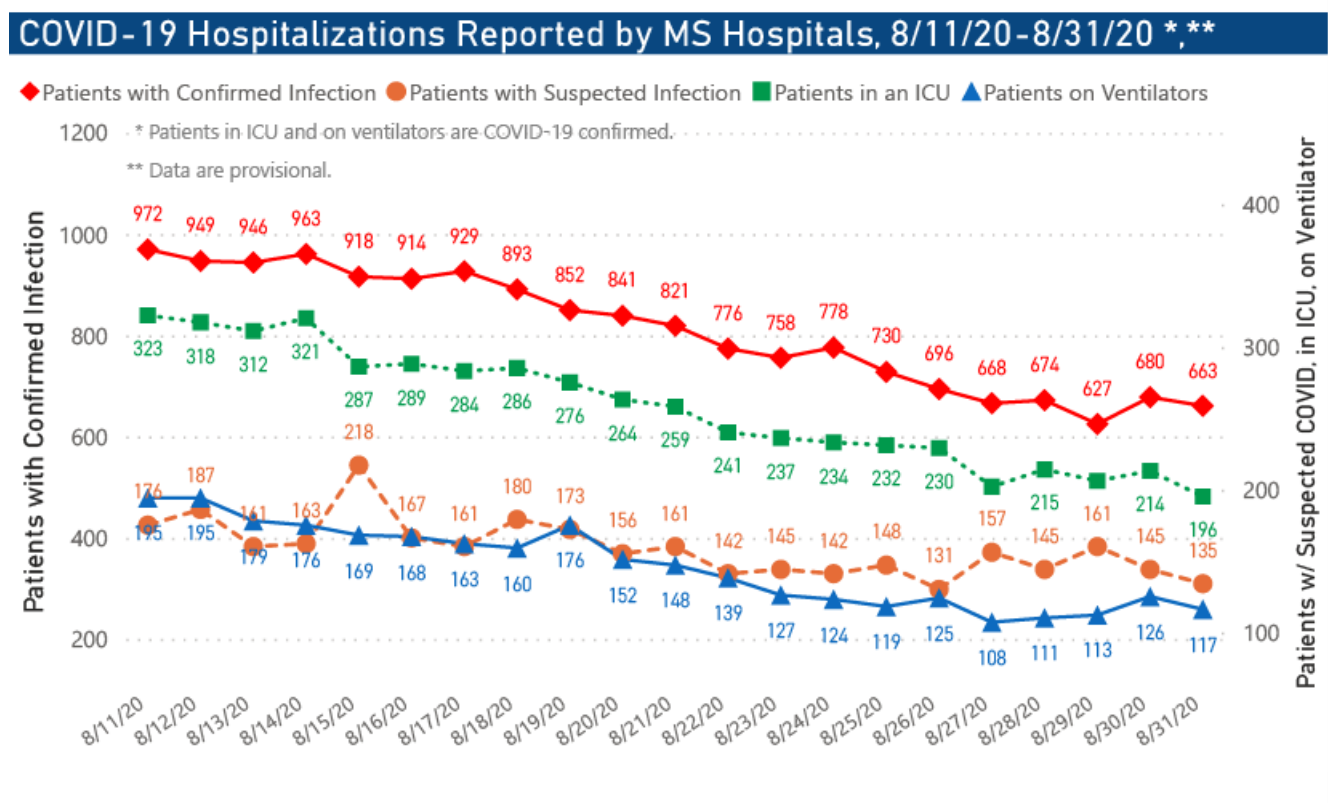
Mississippi COVID-19 Data Charts and Map

All data reports below are updated as they become available.

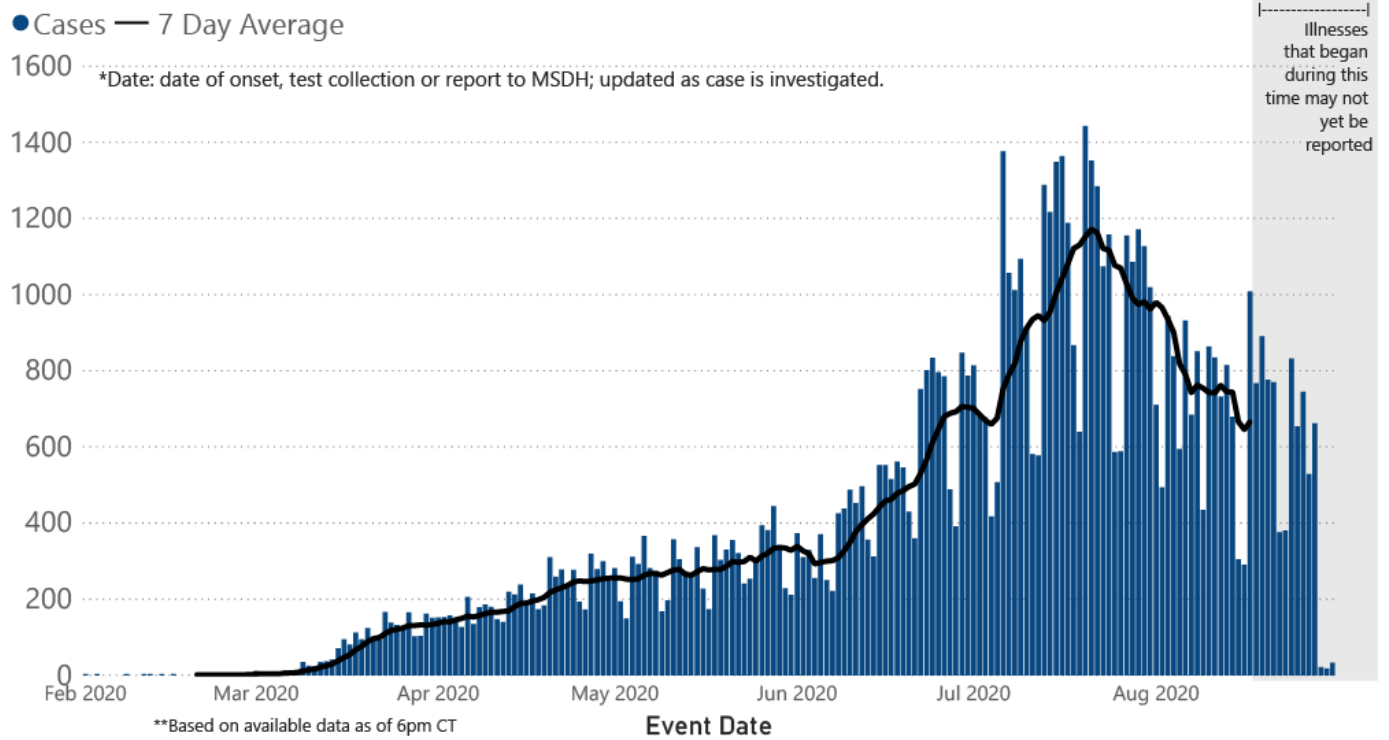
Hospitalizations and Bed Availability

► [Interactive chart of hospitalizations by date](#)

► [Interactive chart of local and state hospital bed availability](#)

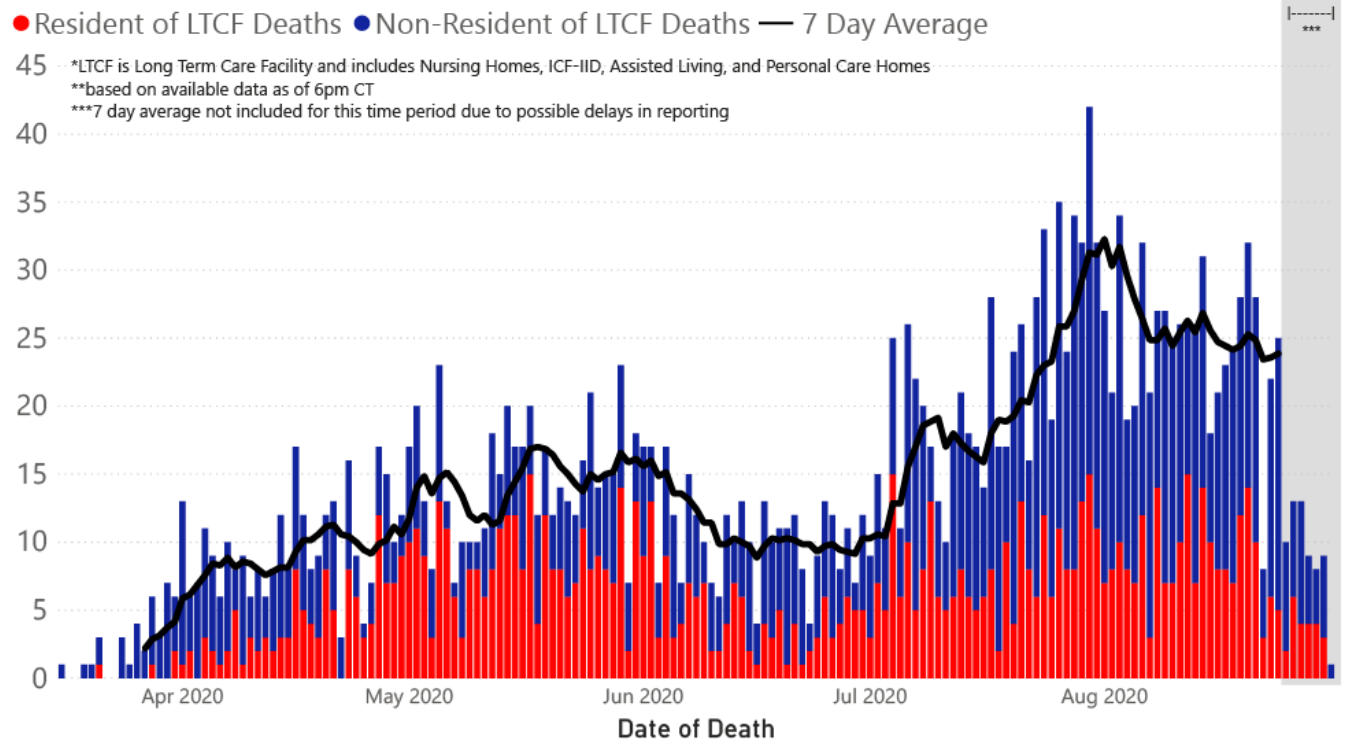


COVID-19 Cases by Date* through August 31, 2020**, Mississippi

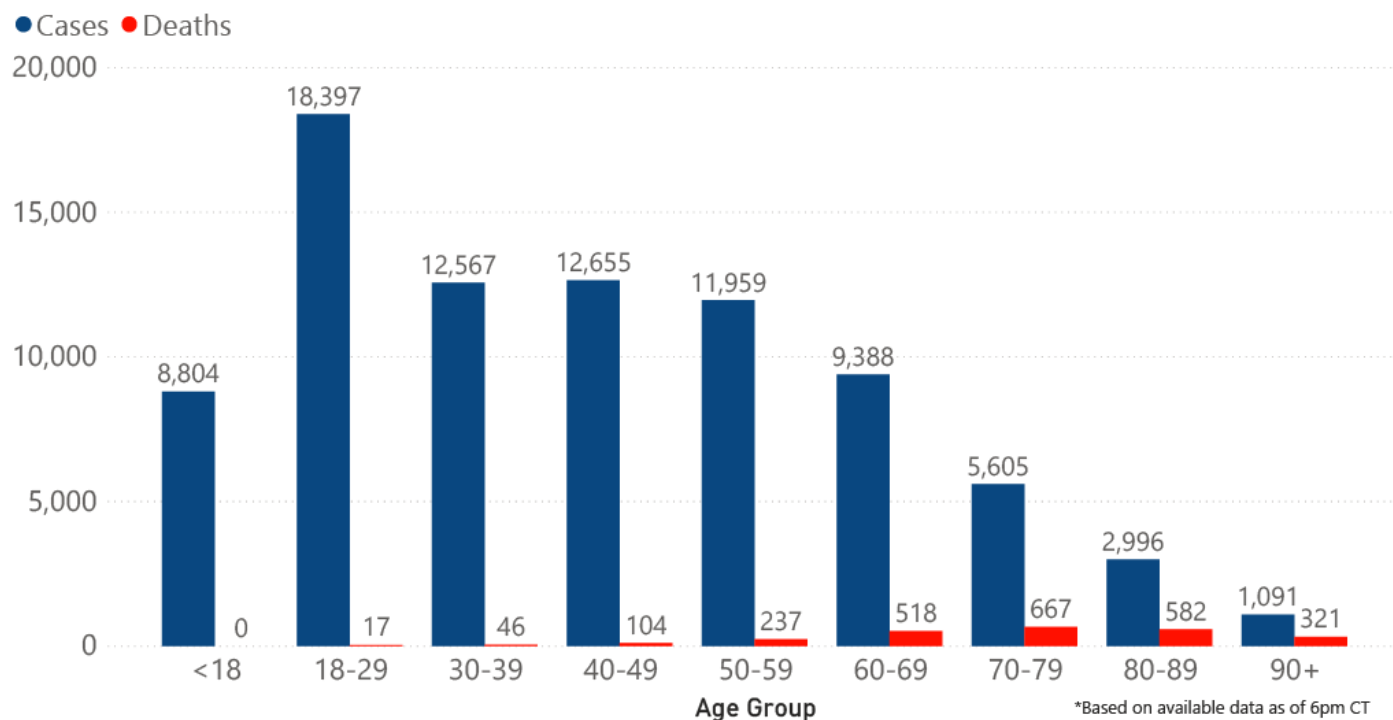


Note: Values up to two weeks in the past on the chart of Cases by Date above can change as we update it with new information from disease investigation.

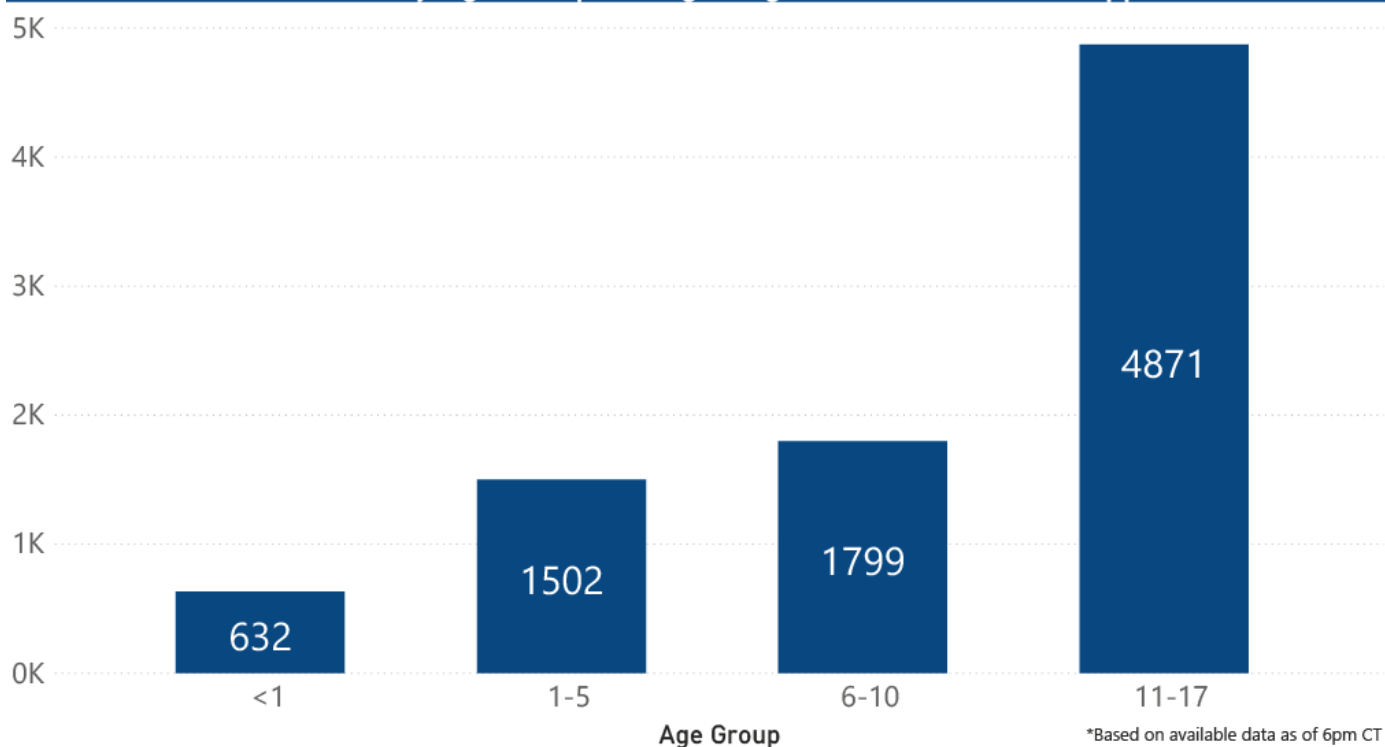
COVID-19 LTCF* and Non-LTCF Deaths by Date of Death through August 31, 2020**, Mississippi



COVID-19 Cases and Deaths by Age Group through August 31, 2020*, Mississippi



COVID-19 Pediatric Cases by Age Group through August 31, 2020*, Mississippi

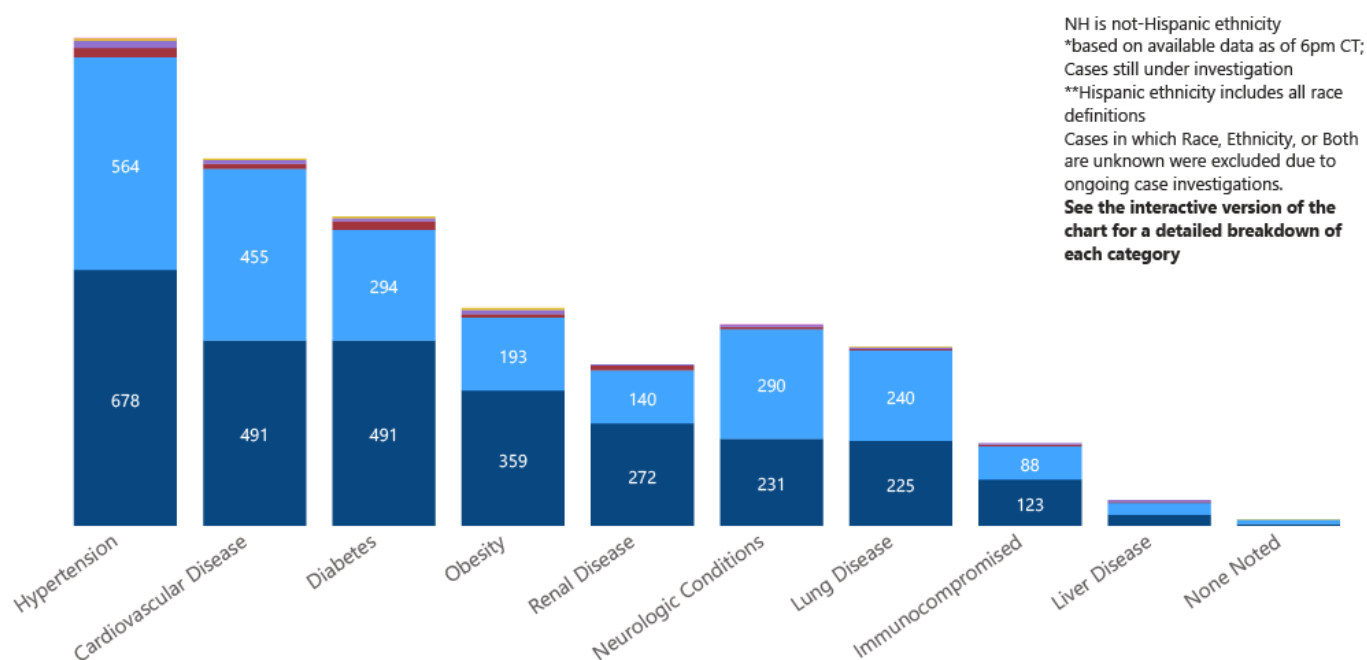


Weekly Statewide Data Summaries

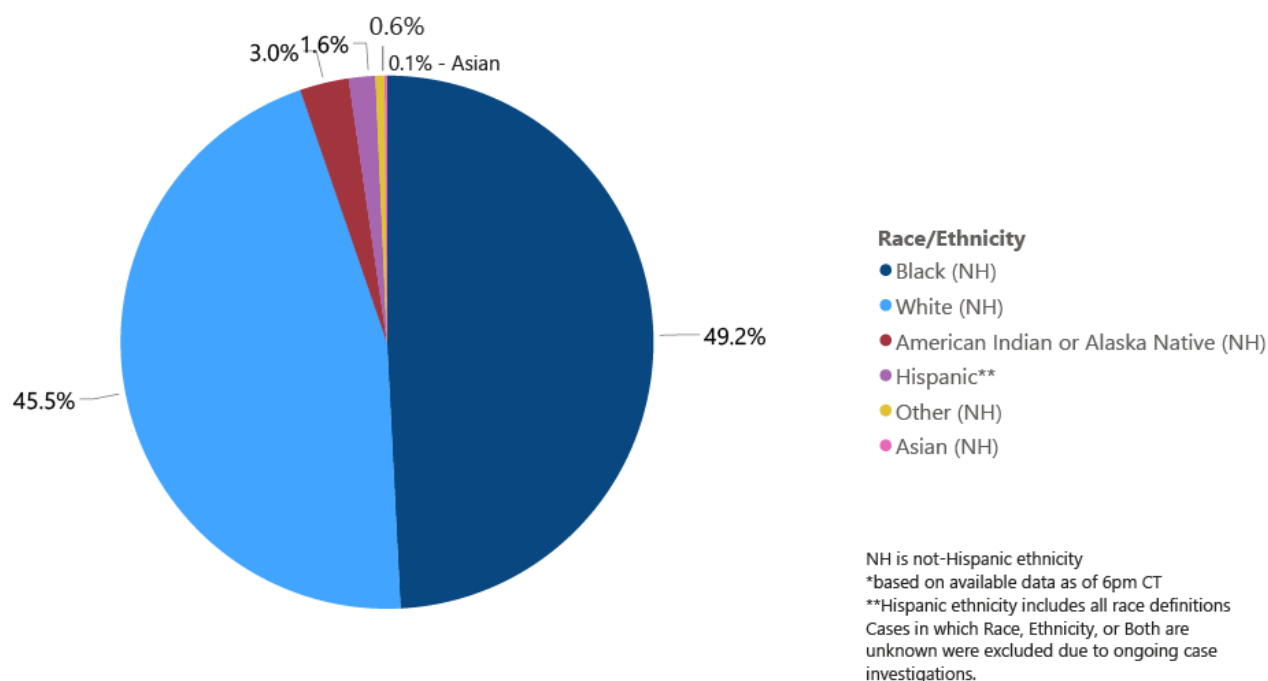
The statistical charts below are now updated weekly.

COVID-19 Underlying Conditions in Deaths by Race/Ethnicity through August 30, 2020*, Mississippi

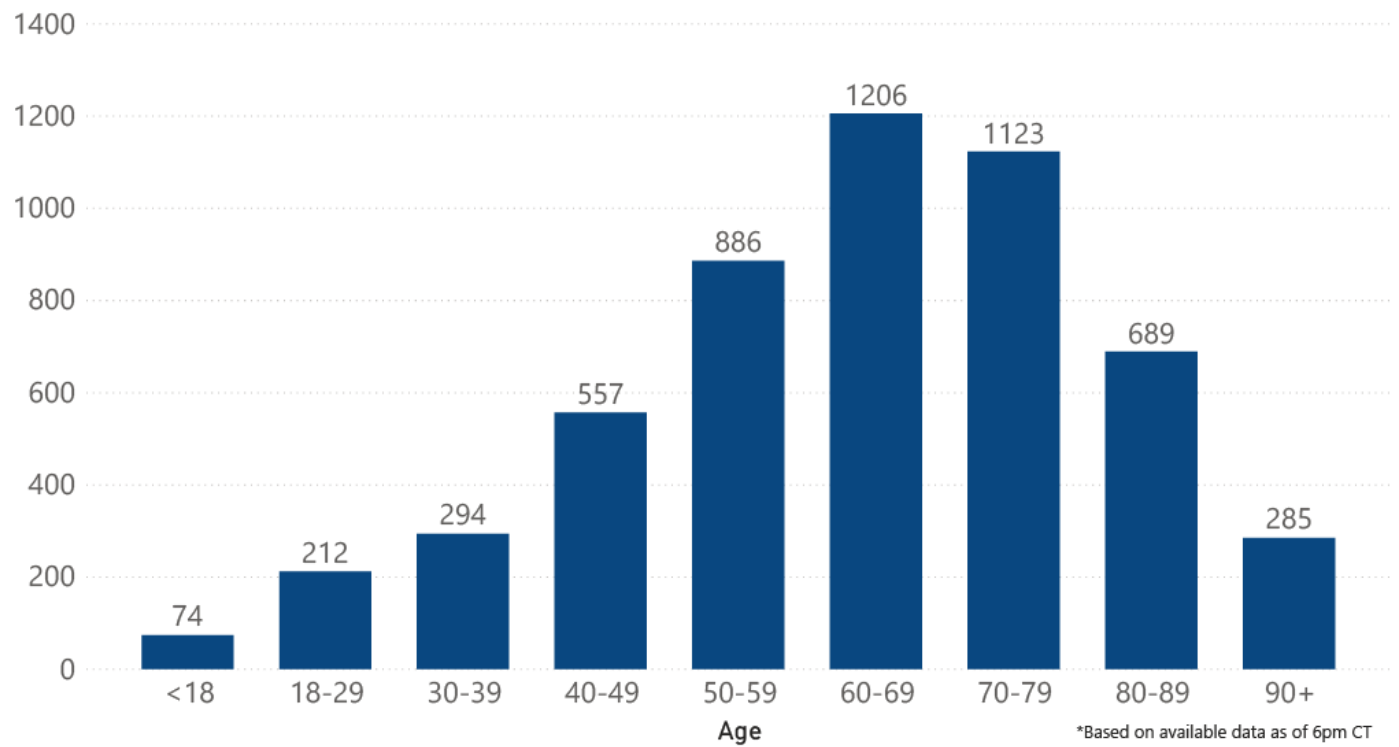
Race/Ethnicity ● Black (NH) ● White (NH) ● American Indian or Alaska Native (NH) ● Hispanic** ● Other (NH) ● Asian (NH)



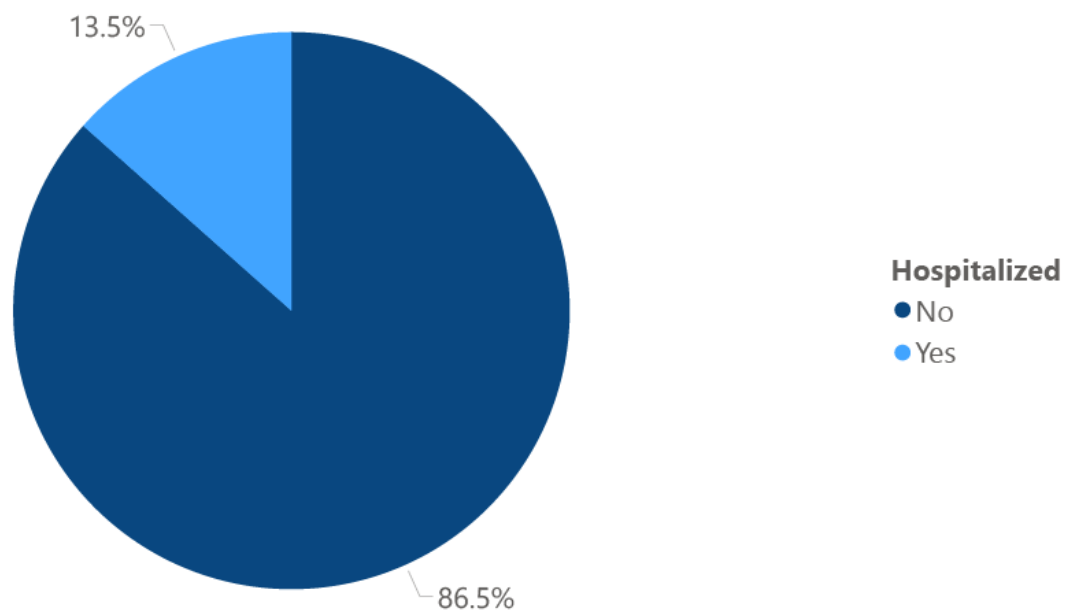
COVID-19 Deaths by Race/Ethnicity through August 30, 2020*, Mississippi



COVID-19 Hospitalized Cases by Age through August 30, 2020*, Mississippi

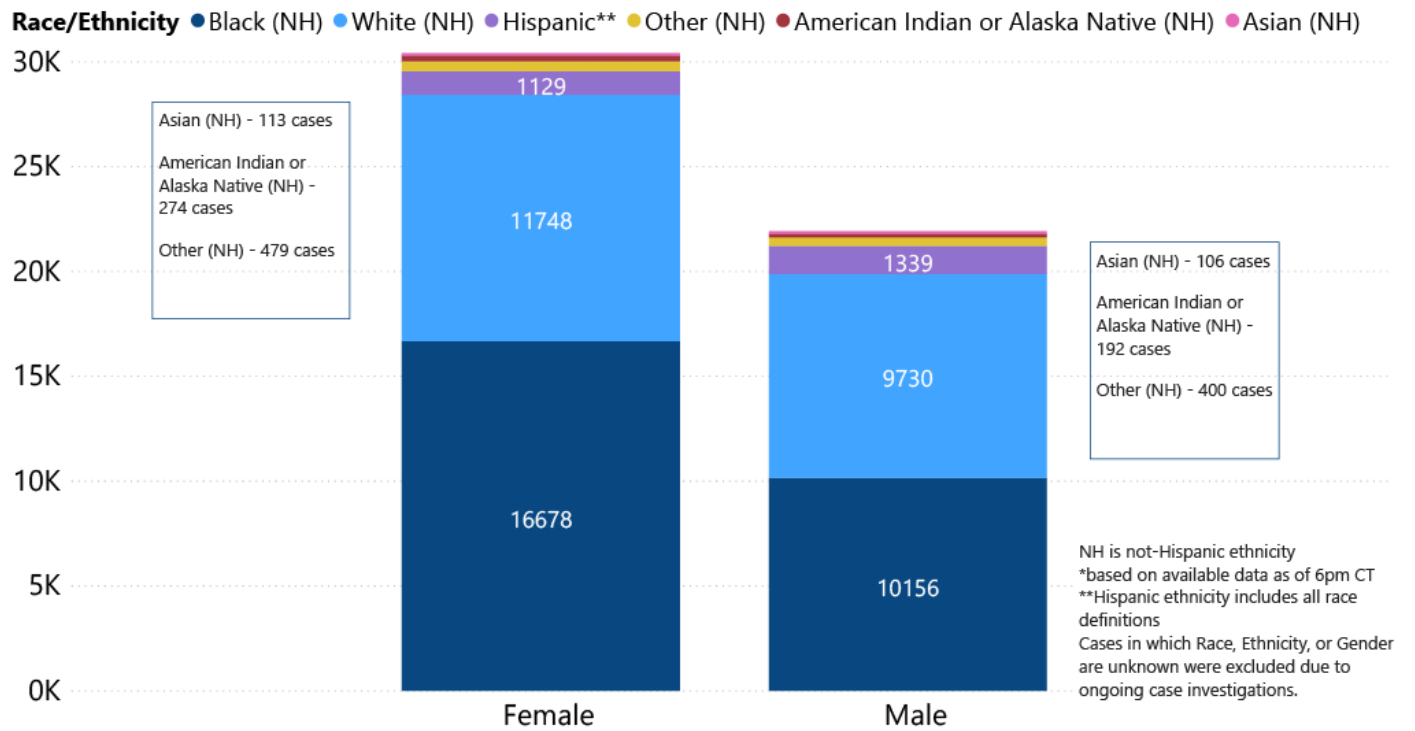


COVID-19 Cumulative Hospitalizations-Investigated Cases August 30, 2020 *

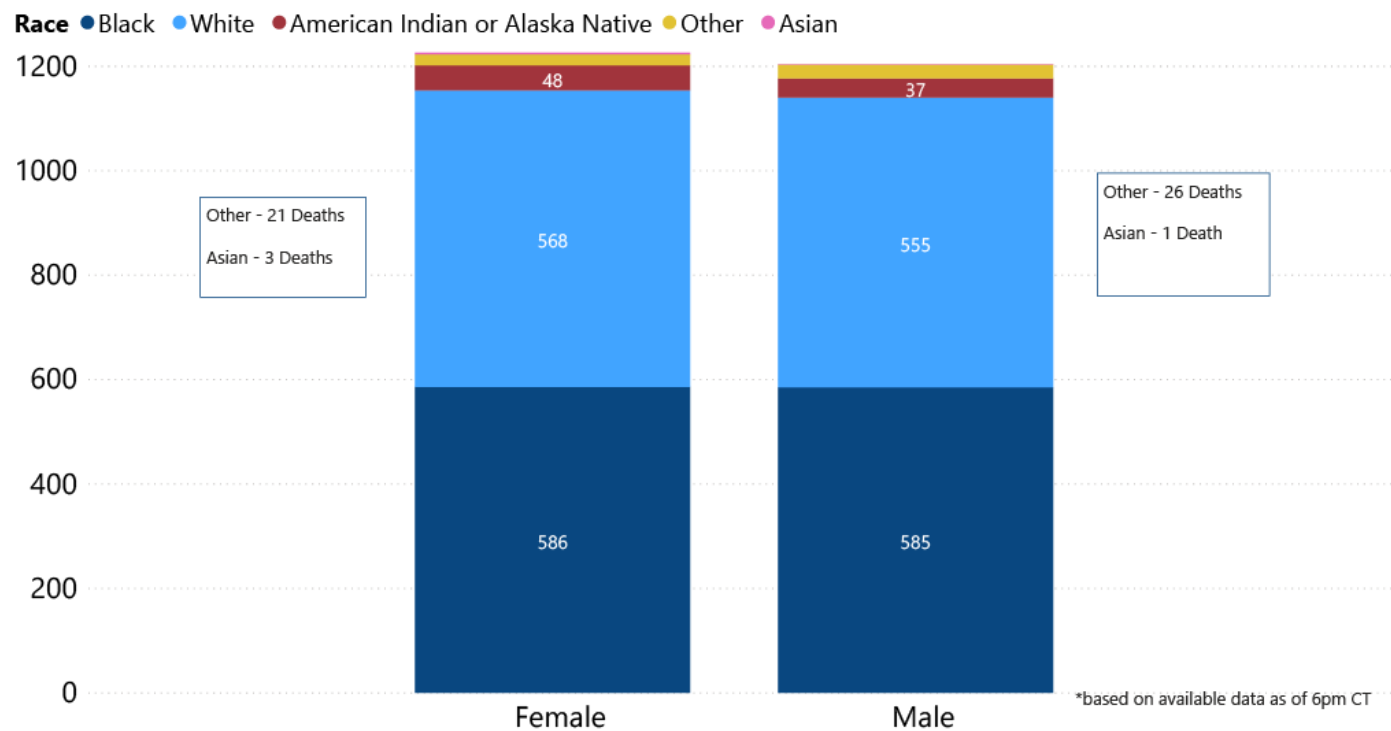


* Cases in which hospitalization is unknown were excluded due to ongoing case investigations; based on available data as of 6 pm CT

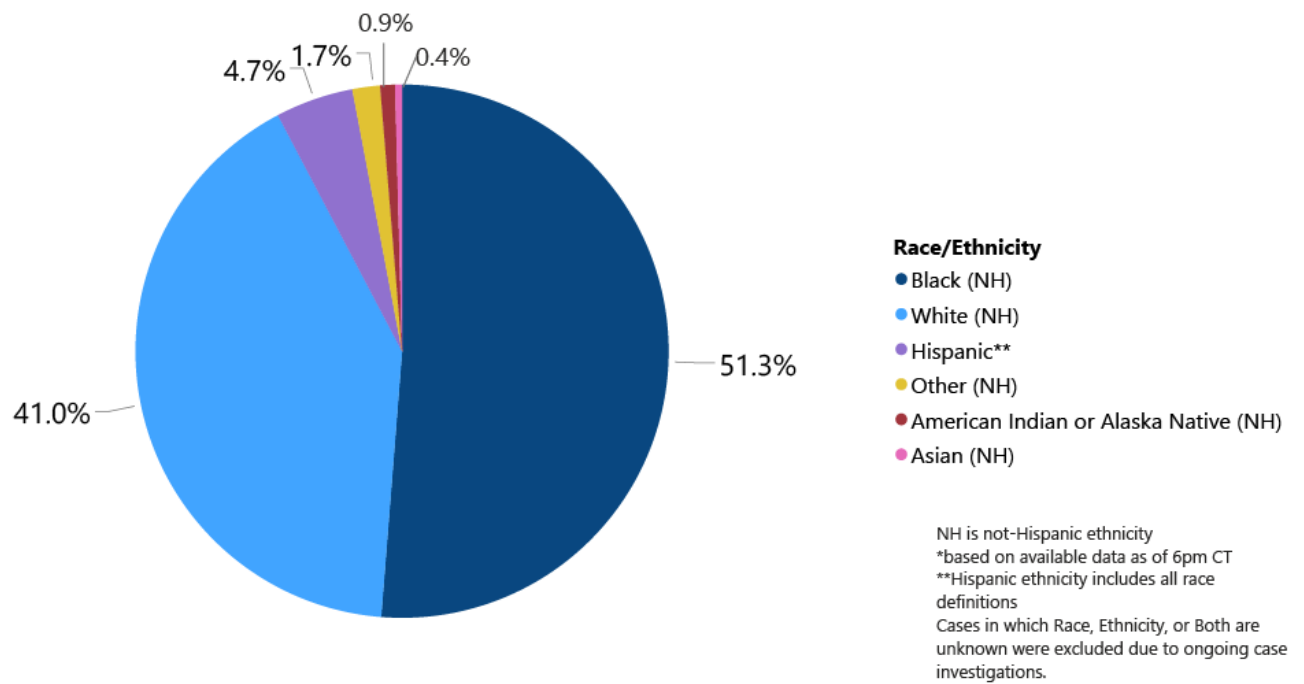
COVID-19 Cases by Race/Ethnicity and Gender through August 30, 2020*, Mississippi



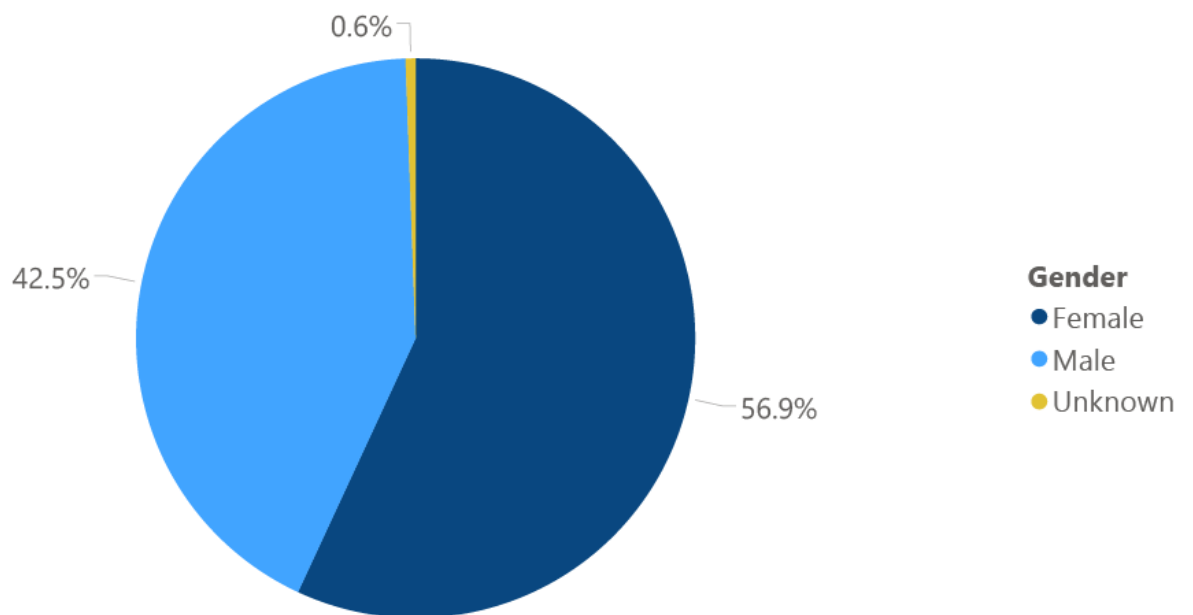
COVID-19 Deaths by Race and Gender through August 30, 2020*, Mississippi



COVID-19 Cases by Race/Ethnicity through August 30, 2020*, Mississippi



COVID-19 Cases by Gender through August 30, 2020*, Mississippi



*Based on available data as of 6pm CT

Weekly High Case and High Incidence Counties

Tracking counties with recent high numbers of COVID-19 cases, adjusted for population, provides insight on where local outbreaks are most serious, and where protective measures should be increased. For more accurate reporting, these weekly charts include sample collection dates only up to seven days in the past to allow for case investigation and delays in lab test reports.

Cases counts in these charts is based on the date of illness onset. If the date of illness is not known, the date the test sample was taken, or the date of test result reporting is used instead. Counts are adjusted as cases are investigated.

Counties are ranked by highest weekly case counts, and by weekly incidence (cases proportional to population). A separate table ranking all counties is also available. **All tables updated weekly.**

► [Full tables of counties ranked by weekly incidence and cases](#) PDF

COVID-19 High Incidence MS Counties Over 1 Week Period (August 17-August 23, 2020*)					
County	Cases (August 17-August 23)	Cases per 100,000 (August 17-August 23)	Cases to Date	Cases per 100,000 Total	Percent Change
ISSAQUENA	64	4822.9	97	7309.7	194%
TUNICA	50	519.1	450	4671.9	13%
SHARKEY	22	509.1	251	5808.8	10%
BOLIVAR	123	401.6	1492	4871.4	9%
QUITMAN	25	368.1	322	4740.9	8%
LEE	237	277.4	2177	2548.1	12%
PANOLA	94	274.9	1294	3784.5	8%
PONTOTOC	88	273.5	1059	3291.5	9%
LAFAYETTE	145	268.4	1436	2658.3	11%
OKTIBBEHA	131	264.2	1439	2902.0	10%
SUNFLOWER	66	262.8	1260	5017.9	6%
PRENTISS	66	262.7	624	2483.5	12%

*based on available data as of 6pm CT
 Cases based on test date. Cases without test date excluded due to ongoing investigations.
 Table will be updated weekly. A one week lag is used for reporting.

COVID-19 High Case MS Counties Over 1 Week Period (August 17-August 23, 2020*)					
County	Cases (August 17-August 23)	Cases per 100,000 (August 17-August 23)	Cases to Date	Cases per 100,000 Total	Percent Change
DESOTO	378	204.4	4624	2500.2	9%
HINDS	237	102.2	6531	2817.0	4%
LEE	237	277.4	2177	2548.1	12%
JACKSON	226	157.4	3005	2092.4	8%
HARRISON	221	106.2	3300	1585.9	7%
LAFAYETTE	145	268.4	1436	2658.3	11%
OKTIBBEHA	131	264.2	1439	2902.0	10%
LAUDERDALE	124	167.3	1756	2369.0	8%
BOLIVAR	123	401.6	1492	4871.4	9%
WASHINGTON	114	259.6	1989	4529.8	6%
RANKIN	113	72.8	2850	1835.5	4%
MADISON	112	105.4	2971	2795.7	4%

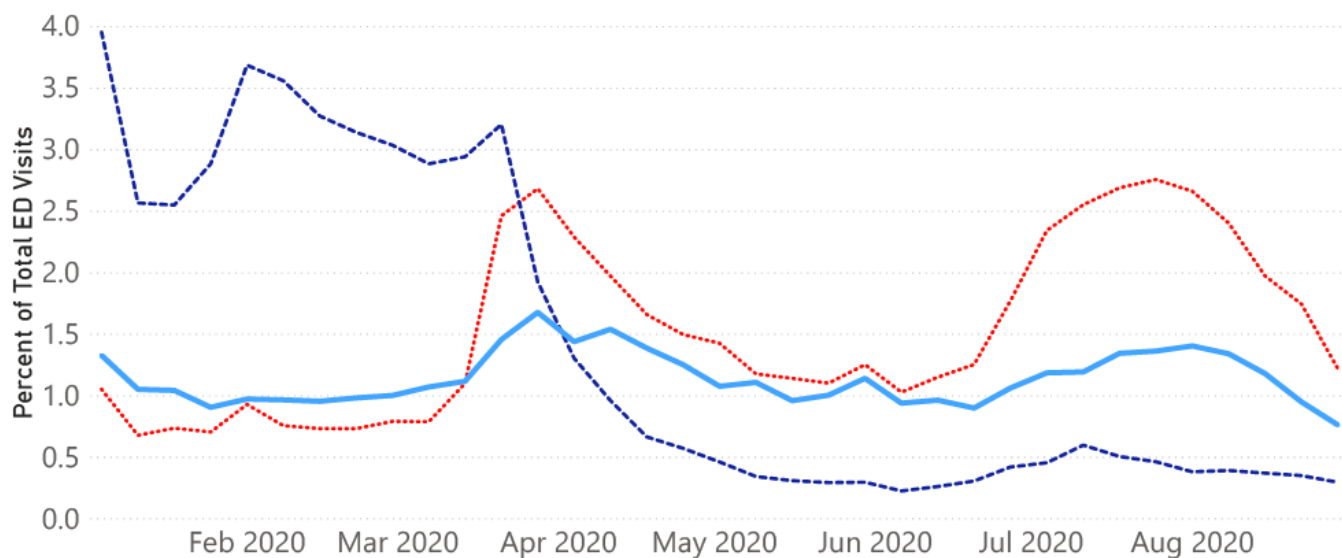
*based on available data as of 6pm CT
 Cases based on test date. Cases without test date excluded due to ongoing investigations.
 Table will be updated weekly. A one week lag is used for reporting.

Syndromic Surveillance

Emergency department visits by those with symptoms characteristic of COVID-19, influenza and pneumonia, updated weekly.

Percentage of Emergency Department and Clinic visits for CLI, ILI, and Pneumonia Cases Weekly Statewide Summary, January 4, 2020 - August 29, 2020

COVID-19-Like Illness (CLI) Influenza-Like Illness (ILI) Pneumonia



*The graph represents syndromic surveillance data from emergency department visits, reported electronically by hospitals throughout the state, that are consistent with COVID-19-Like Illness (CLI), Influenza-Like Illness (ILI), and Pneumonia. Based on available data as of 6pm CT. Graph will be updated weekly.

Estimated Recoveries

Presumed COVID-19 cases recovered, estimated weekly (does not include cases still under investigation).

COVID-19 Presumed Recovered Cases through August 30, 2020, Mississippi

67,918
Presumed Recovered*

*Reflects Provisional Estimates. Presumed Recovered if:

- 1) It has been 14 days or more since the case tested positive, if they were not hospitalized
- 2) It has been 21 days or more since the case tested positive, if they were hospitalized or hospitalization was unknown.

All deaths excluded. Presumed recovered counts will be updated weekly.

U.S. and World Cases

- ▶ [COVID-19 cases in the United States \(CDC\)](#)
 - ▶ [U.S. COVID-19 Tracker \(CDC\)](#)
 - ▶ [COVID-19 Global Case Map \(Johns Hopkins University\)](#)
-

COVID-19 Testing

Statewide Combined Testing as of August 31

COVID-19 testing providers around the state include commercial laboratories as well as hospital labs. Combined with testing done by the MSDH Public Health Laboratory, the figures provide a complete picture of all Mississippi testing.

PCR testing detects current, active COVID-19 infection in an individual.

Antibody (serology) testing identifies individuals with past COVID-19 infection based on antibodies they develop one to three weeks after infection.

Antigen testing is another way to identify current COVID-19 infection.

	Total tests	PCR	Antibody	Antigen
MSDH Public Health Laboratory	99,686	98,446	1,240	0
Other testing providers	531,594	475,137	25,097	31,360
Total tests for COVID-19 statewide	631,280	573,583	26,337	31,360

MSDH Individuals Tested as of September 1

MSDH Public Health Laboratory (MPHL) testing totals as of 3 p.m. These totals are for tests performed at the MPHL only.

- Total individuals tested by the MPHL: **75,585**
- Total positive individuals from MPHL tests: **8,373**

Getting Tested for COVID-19

The MSDH Public Health Laboratory, its partners, and private providers are testing statewide for COVID-19.

Anyone with symptoms of fever, severe cough or severe chest pains – especially those who are older or in poor health – should make arrangements for testing with their doctor or one of the many healthcare providers now performing testing. Healthcare providers can assess your health history and symptoms, and perform testing for COVID-19 as needed. MSDH is also helping conduct free drive-up testing sites in many parts of the state. **Always call ahead to the testing provider for instructions on safely being examined before you visit for your test.**

- ▶ [Find a COVID-19 testing provider near you](#)

- ▶ [Video: A tour through COVID-19 testing at the MSDH Public Health Lab](#)

Prevention and Guidance for Individuals and the Community

- ▶ [Preventive steps to take, recommendations, guidance and general information on COVID-19](#)

Get weekly restaurant inspections and more by e-mail:



Last reviewed on Mar 5,
2020

[error on this](#)

[email page](#)

[print](#)

Related resources

- ▶ [Local COVID-19 Testing Providers](#)
- ▶ [COVID-19 Guidance and Prevention for Individuals and the Community](#)
Updated September 1, 2020

More topics

- ▶ [\[Espanol, Tieng Viet, ASL \]](#)
- ▶ [County Data](#)
- ▶ [Diagnostic Testing EUA](#)
- ▶ [Handouts and Posters](#)
- ▶ [Healthcare Professionals](#)
- ▶ [Interactive Map and Charts](#)
- ▶ [Long-Term Care Outbreaks](#)
- ▶ [Prevention and Safety Guidance](#)
- ▶ [School Cases and Outbreaks](#)
- ▶ [Testing for COVID-19](#)

COVID-19



Keep your distance

Stay at least six feet apart
from others in large groups.

[MORE PREVENTION TIPS](#)

AGENCY

[About Us](#)

Administration
Board of Health
County Offices
Institutional Review
Jobs
Locations
Public Health Laboratory
RFPs/Grants

More »

Intranet
OHIT+ER Service Center
Webmail

INFORMATION

Apps
Calendar of Events
Contact Us
Meetings
Health Resources
Hotlines
Locations
News
Newsletter
Phone Numbers
Español

I NEED A ...

Birth Certificate
Certificate of Need
Children's Health Insurance
Complaint Form
Criminal History Check
Death Certificate
Divorce Record
Food Permit
Immunization Record
J-1 Visa
License Verification
Marriage Record
Professional License
Public Records Request
Wastewater Application

PUBLICATIONS

[Annual Report](#)

[CON Weekly Reports](#)

[Health Facilities Directory](#)

[Mississippi Morbidity Reports](#)

[Public Health Report](#)

[State Health Plan](#)

[Strategic Plan](#)

[More »](#)

Mississippi State Department of Health • 570 East Woodrow Wilson Dr • Jackson, MS 39216 • 866-HLTHY4U • [Contact and information](#)

