



## Coronavirus Disease 2019 (COVID-19)

Updated September 2, 2020

The national Centers for Disease Control and Prevention (CDC) and the Mississippi State Department of Health continue to closely monitor the outbreak of respiratory illnesses caused by the novel (new) coronavirus COVID-19, and are working to limit the spread of cases nationally and in Mississippi. MSDH is actively working with doctors and hospitals to quickly identify cases and respond effectively to limit this outbreak.



**Home isolation is mandatory if you have tested positive for COVID-19** by [order of the State Health Officer](#). If you have been in contact with someone who has COVID-19, quarantine is also important to protect others.

### ► [What you should do](#)

If you are awaiting results of **routine testing** not related to exposure, you may [return to work](#) and follow the safety guidance of your employer.

## Healthcare Professionals

Guidance and more →

- [MSDH guidance](#)
- [Electronic reporting](#)
- [Specimens](#)
- [Lab dropoff](#)
- [CDC guidance](#)
- [MS-HAN Alerts](#)

### [ALL HEALTHCARE](#)

## Current Cases and Statistics

County and state data →

- [Current cases and deaths](#)
- [County data summaries](#)
- [Data charts and map](#)
- [Schools and LTC facilities](#)
- [Lab testing](#)
- [Recoveries](#)

## Prevention, Safety and Testing

Personal and community →

- ▶ [Personal protection](#)
- ▶ [Gatherings and events](#)
- ▶ [Business and community](#)
- ▶ [School guidelines](#)
- ▶ [State agencies](#)
- ▶ [Getting tested](#)

### ALL PREVENTION

Mississippi Coronavirus Hotline (7 days a week, 7 a.m.–7 p.m.): **877-978-6453**

Mississippi's hospital system is overloaded by the additional burden of COVID-19 patients. If we don't start making changes now, we'll be forced to make cruel calculations later about who gets the medical care they need, and who does not.

**COVID-19 School Report:** K-12 outbreaks, cases and quarantine totals by county. [Current report »](#)

**Report a restaurant not following COVID-19 safety orders:** E-mail the details to [food@msdh.ms.gov](mailto:food@msdh.ms.gov)

**Face coverings are required** by order of the Governor for all Mississippians in [schools](#), businesses and indoor public spaces, and in outdoor public spaces where consistent social distancing is not possible. [Details and exceptions »](#)

## COVID-19 in Mississippi

### New Cases and Deaths as of September 1

#### NEW CASES

**781**

New COVID-19 positive test results reported to MSDH as of 6 p.m. yesterday.

#### NEW DEATHS

**33**

New COVID-19 related deaths reported to MSDH as of 6 p.m. yesterday.

County	Total
Bolivar	1
Calhoun	1
Desoto	2
Forrest	3
Harrison	1
Jones	1
Lafayette	2
Lamar	1
Lee	2
Newton	1
Rankin	1
Sharkey	1
Tate	1
Tishomingo	1
Washington	2

\* **12** confirmed COVID-19 related deaths between August 10 and August 27, identified from death certificate reports.

County	Total
Bolivar	2
Coahoma	1
Desoto	1
Lawrence	1

County	Total
Monroe	1
Montgomery	1
Neshoba	1
Prentiss	1
Rankin	1
Tate	2

## LTC OUTBREAKS

158

Current outbreaks in long-term care facilities only. (See [LTC facility outbreak definition](#).)

**About our case counts:** We currently update our case totals each day based on test results from the previous day. Outside laboratories also report positive test results to us, which are included in our totals. Repeated tests for the same individual are counted only once. County case numbers and deaths may change as investigation finds new or additional information.

## County COVID-19 Data

### Race and Ethnicity

- ▶ [Total COVID-19 cases and deaths by county, race and ethnicity](#) PDF  
Current and past data tables, updated daily

### Trends and Data for Individual Counties

- ▶ [Weekly COVID-19 summaries for each Mississippi county](#)

### High Cases and Incidence

- ▶ [Mississippi counties ranked by weekly cases and incidence](#)

### Cumulative Cases and Deaths by County

Totals of all reported COVID-19 cases for 2020, including those in long-term care (LTC) facilities.

**The numbers in this table are provisional.** County case numbers and deaths may change as investigation finds new or additional information. The data provided below is the most current available.

County	Total Cases	Total Deaths	Total LTC Facility Cases	Total LTC Facility Deaths
<a href="#">Adams</a>	797	32	46	12
<a href="#">Alcorn</a>	654	6	17	1
<b>Total</b>	<b>84,365</b>	<b>2,526</b>	<b>4,869</b>	<b>1,010</b>

County	Total Cases	Total Deaths	Total LTC Facility Cases	Total LTC Facility Deaths
Amite	279	7	14	2
Attala	592	25	90	20
Benton	196	1	2	0
Bolivar	1556	54	78	14
Calhoun	482	11	23	4
Carroll	294	12	45	9
Chickasaw	600	22	43	12
Choctaw	158	4	0	0
Claiborne	441	16	43	9
Clarke	477	30	31	9
Clay	483	16	3	1
Coahoma	1013	20	77	2
Copiah	1103	31	30	4
Covington	725	17	9	4
De Soto	4713	48	50	9
Forrest	2165	66	121	35
Franklin	178	3	3	1
George	687	13	5	2
Greene	300	14	35	6
Grenada	966	32	88	17
Hancock	502	20	8	4
Harrison	3375	58	149	18
Hinds	6564	140	363	59
Holmes	1047	54	98	20
Humphreys	342	15	20	6
Issaquena	99	3	0	0
Itawamba	592	17	51	9
Jackson	3073	60	74	7
Jasper	486	13	1	0
Jefferson	222	9	8	2
Jefferson Davis	307	9	3	1
Jones	2178	74	175	35
Kemper	275	15	39	9
<b>Total</b>	<b>84,365</b>	<b>2,526</b>	<b>4,869</b>	<b>1,010</b>

County	Total Cases	Total Deaths	Total LTC Facility Cases	Total LTC Facility Deaths
Lafayette	1527	38	120	26
Lamar	1447	31	10	5
Lauderdale	1817	108	213	58
Lawrence	406	11	18	1
Leake	890	31	4	0
Lee	2240	60	146	28
Leflore	1248	75	185	45
Lincoln	981	51	129	30
Lowndes	1297	55	92	30
Madison	3009	83	230	41
Marion	787	26	48	6
Marshall	971	13	28	6
Monroe	1059	60	148	44
Montgomery	411	18	25	8
Neshoba	1439	101	109	37
Newton	679	18	15	5
Noxubee	523	14	17	4
Oktibbeha	1497	46	185	29
Panola	1307	23	13	2
Pearl River	758	48	67	19
Perry	321	9	0	0
Pike	1145	45	75	20
Pontotoc	1085	13	6	1
Prentiss	644	15	46	3
Quitman	337	4	0	0
Rankin	2882	65	131	17
Scott	1108	22	15	3
Sharkey	245	9	42	8
Simpson	942	39	99	19
Smith	479	13	54	8
Stone	323	10	28	3
Sunflower	1278	39	50	10
Tallahatchie	647	13	9	2
<b>Total</b>	<b>84,365</b>	<b>2,526</b>	<b>4,869</b>	<b>1,010</b>

County	Total Cases	Total Deaths	Total LTC Facility Cases	Total LTC Facility Deaths
Tate	864	35	32	12
Tippah	555	15	2	0
Tishomingo	566	30	93	21
Tunica	451	12	12	2
Union	894	23	42	11
Walthall	569	24	67	13
Warren	1317	46	109	22
Washington	2018	64	91	21
Wayne	850	21	58	10
Webster	307	13	52	11
Wilkinson	281	17	8	4
Winston	701	19	40	11
Yalobusha	381	13	35	7
Yazoo	961	21	29	4
<b>Total</b>	<b>84,365</b>	<b>2,526</b>	<b>4,869</b>	<b>1,010</b>

## Case Classifications

Mississippi investigates and reports both probable and confirmed cases and deaths according to the [CSTE case definition](#).

	Confirmed	Probable	Total
Cases	80,193	4,172	<b>84,365</b>
Deaths	2,364	162	<b>2,526</b>

Confirmed cases and deaths are generally determined by positive PCR tests, which detect the presence of ongoing coronavirus infection.

Probable cases are those who test positive by other testing methods such as antibody or antigen, and have recent symptoms consistent with COVID-19, indicating a recent infection.

Probable deaths are those individuals with a designation of COVID-19 as a cause of death on the death certificate, but where no confirmatory testing was performed.

## K-12 School Report by County

Mississippi K-12 schools make weekly reports of cases among students, teachers and staff, number of outbreaks, and teachers and students under quarantine as a result of COVID-19 exposure. These reports are then summarized by county. *Note:* An outbreak in a school setting is defined as 3 or more individuals diagnosed with COVID-19 in the same group within a 14-day period.

These cases have been directly reported to MSDH by each school, and may not yet have appeared in our state and county totals of cases reported by laboratories.

► [K-12 school cases, outbreaks and exposure totals by county](#)

Updated weekly

## Long-Term Care Facility Cases and Outbreaks

Long-term care (LTC) facilities like nursing homes are considered high risk locations because their residents are older or in poor health. A single confirmed COVID-19 infection in an LTC facility resident, or more than one infection in employees or staff in a 14-day period constitutes an outbreak. Residential care facilities also represent group living facilities where COVID-19 can be easily spread. We investigate residents, staff and close contacts of infected individuals for possible exposure.

**These outbreak figures are reported directly to MSDH by the facility.** Many of the cases and deaths reported by facilities may not yet be included in our totals of lab-reported cases.

► [Mississippi COVID-19 cases and deaths in long-term care facilities](#) PDF

Long-term care facilities include nursing homes, personal care homes, assisted living homes, and intermediate care facilities for individuals with intellectual disability (ICF-IID)

► [Mississippi COVID-19 cases and deaths in residential care facilities](#) PDF

Residential care facilities include psychiatric or chemical dependency residential treatment centers and long-term acute care facilities.

## Ongoing Outbreaks

This weekly table of ongoing outbreaks lists all facilities that have reported a current, active outbreak of COVID-19. The reported totals are for cases and deaths associated with the current outbreak only.

**Note:** The cases and deaths in this document have been reported to us directly by the facilities, and may not have appeared yet in our county totals, which are based on reports from testing laboratories.

► [Mississippi long-term care facilities with active COVID-19 outbreaks](#)

Current and past listings

---

## Mississippi COVID-19 Data Charts and Map

All data reports below are updated as they become available.

## Hospitalizations and Bed Availability

► [Interactive chart of hospitalizations by date](#)

► [Interactive chart of local and state hospital bed availability](#)

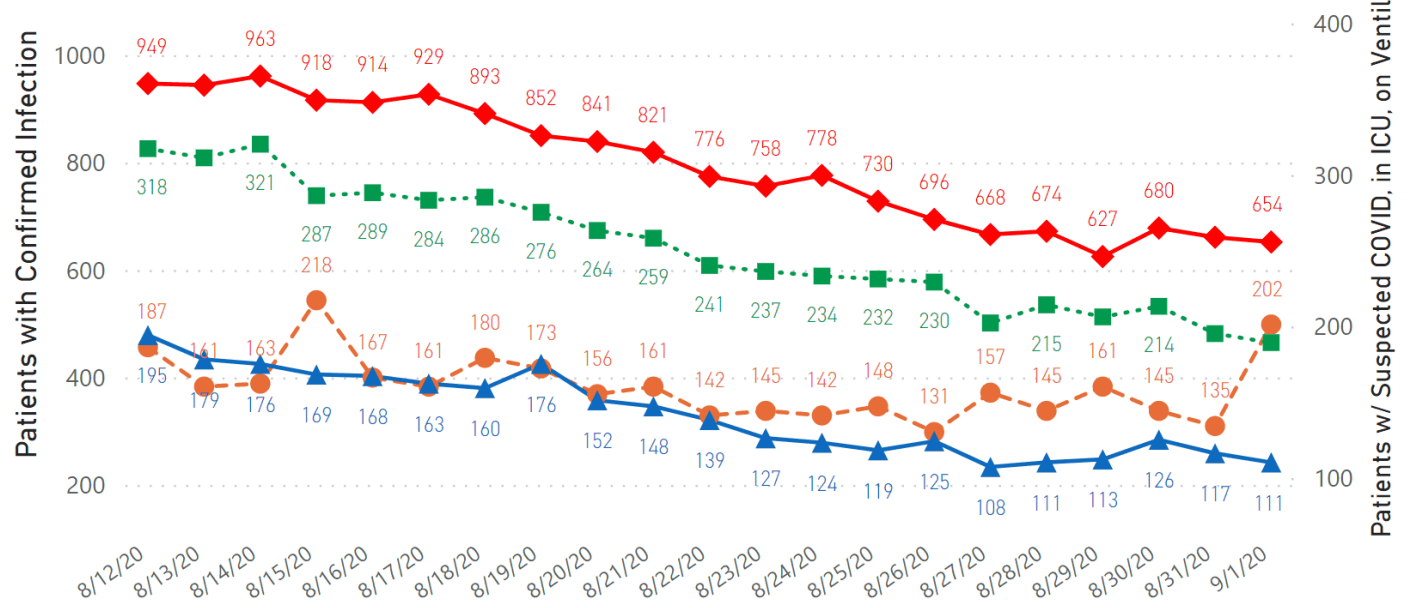


## COVID-19 Hospitalizations Reported by MS Hospitals, 8/12/20-9/1/20 \*\*, \*\*

◆ Patients with Confirmed Infection ● Patients with Suspected Infection ■ Patients in an ICU ▲ Patients on Ventilators

1200 \* Patients in ICU and on ventilators are COVID-19 confirmed.

\*\* Data are provisional.



## Daily Statewide Data Charts

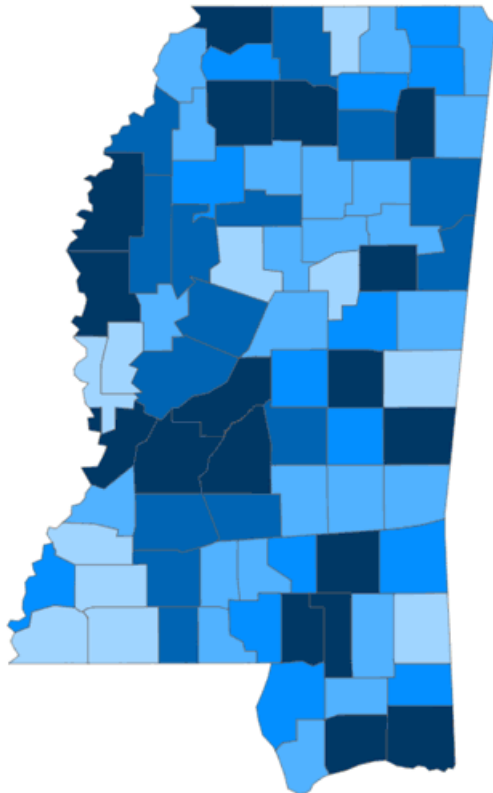
Our state case map and other data charts are also available in interactive form.

- [View interactive map](#)
- [View interactive epidemiological trend and syndromic surveillance](#)

The charts below are based on available data at the time of publication. Charts do **not** include cases where insufficient details of the case are known.

Mississippi COVID-19  
Cases and Deaths by Race with Ethnicity  
as of 6 pm CT, September 1, 2020

Total Cases  
**84,365**



● 1 to 300 ● 301 to 600 ● 601 to 900 ● 901 to 1300 ● >1300

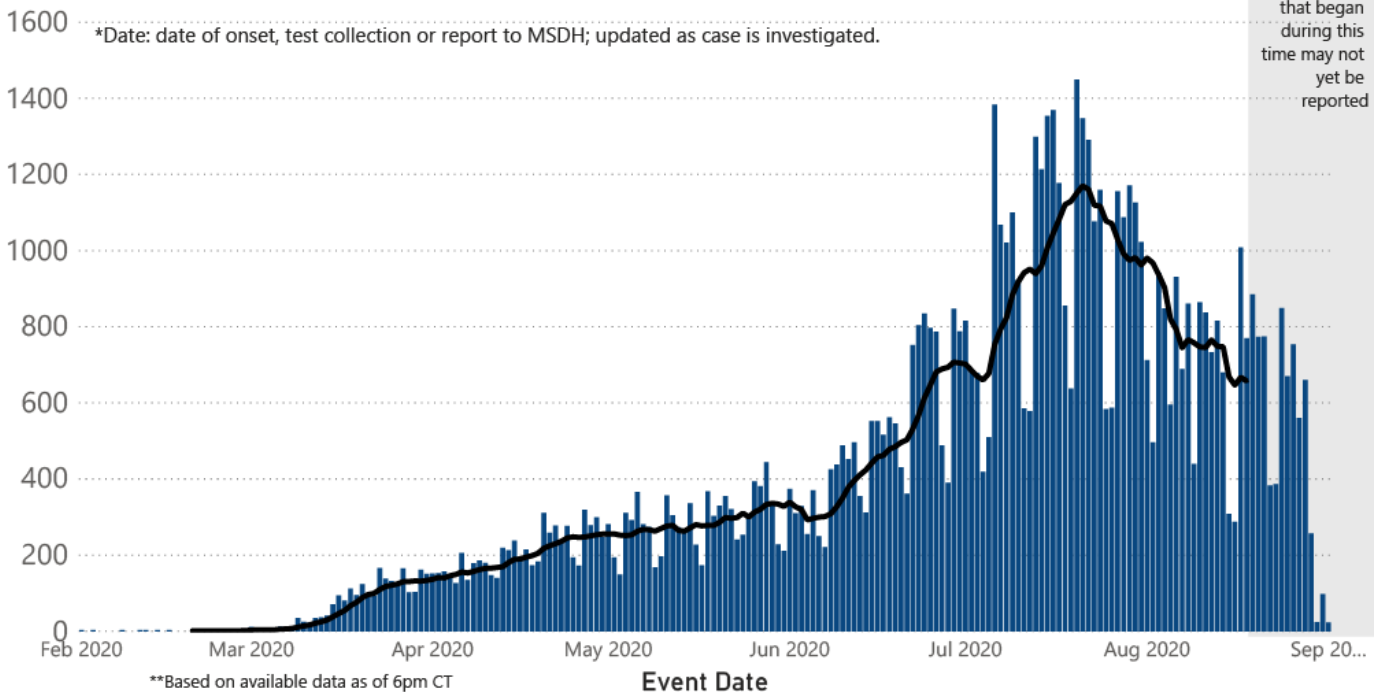
	American Indian or Alaska Native	Asian	Black	White	Other	Unknown
Non Hispanic	469	225	27,287	22,011	886	410
Hispanic	15	11	105	703	1,570	99
Unknown Ethnicity	776	62	6,850	6,089	4,422	12,375

Total Deaths  
**2,526**

	American Indian or Alaska Native	Asian	Black	White	Other	Unknown
Non Hispanic	64	3	1,078	1,010	13	3
Hispanic	1	0	2	18	13	1
Unknown Ethnicity	20	1	109	128	22	40

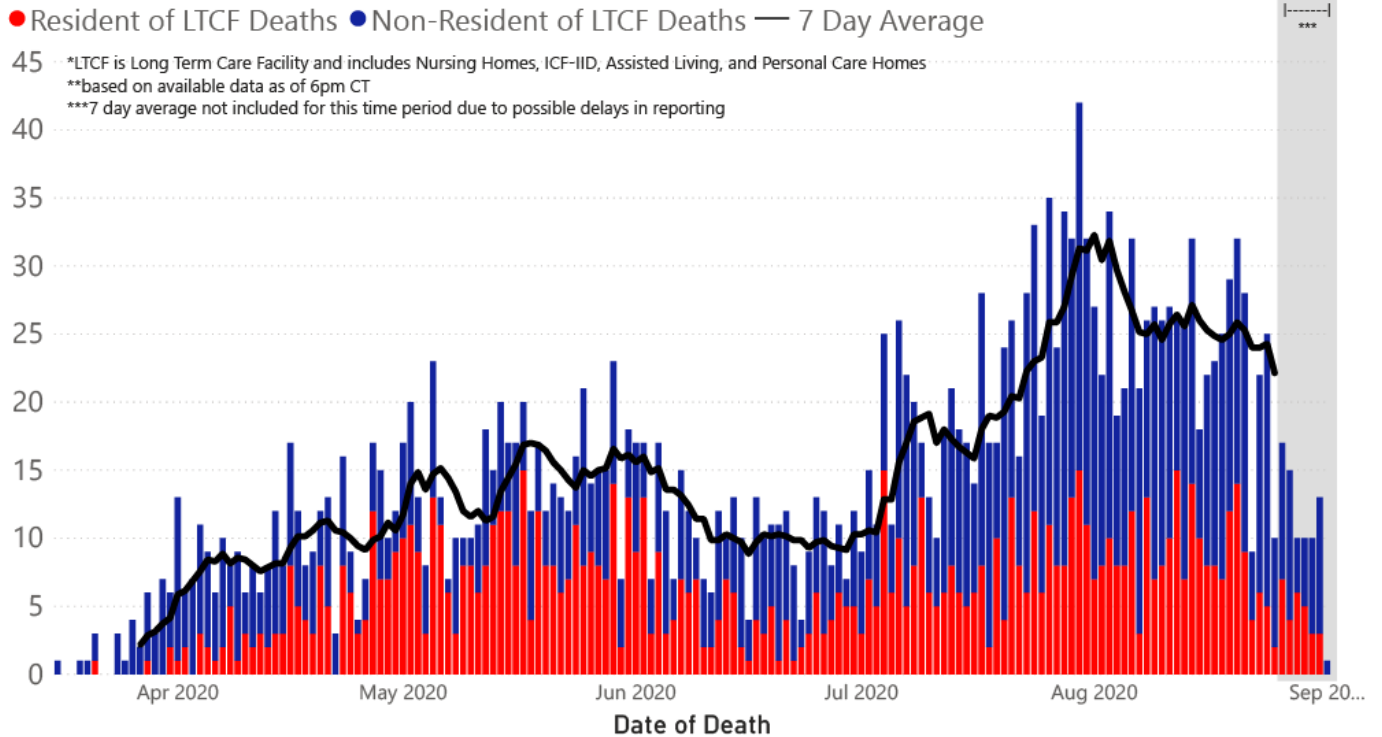
COVID-19 Cases by Date\* through September 1, 2020\*\*, Mississippi

● Cases — 7 Day Average

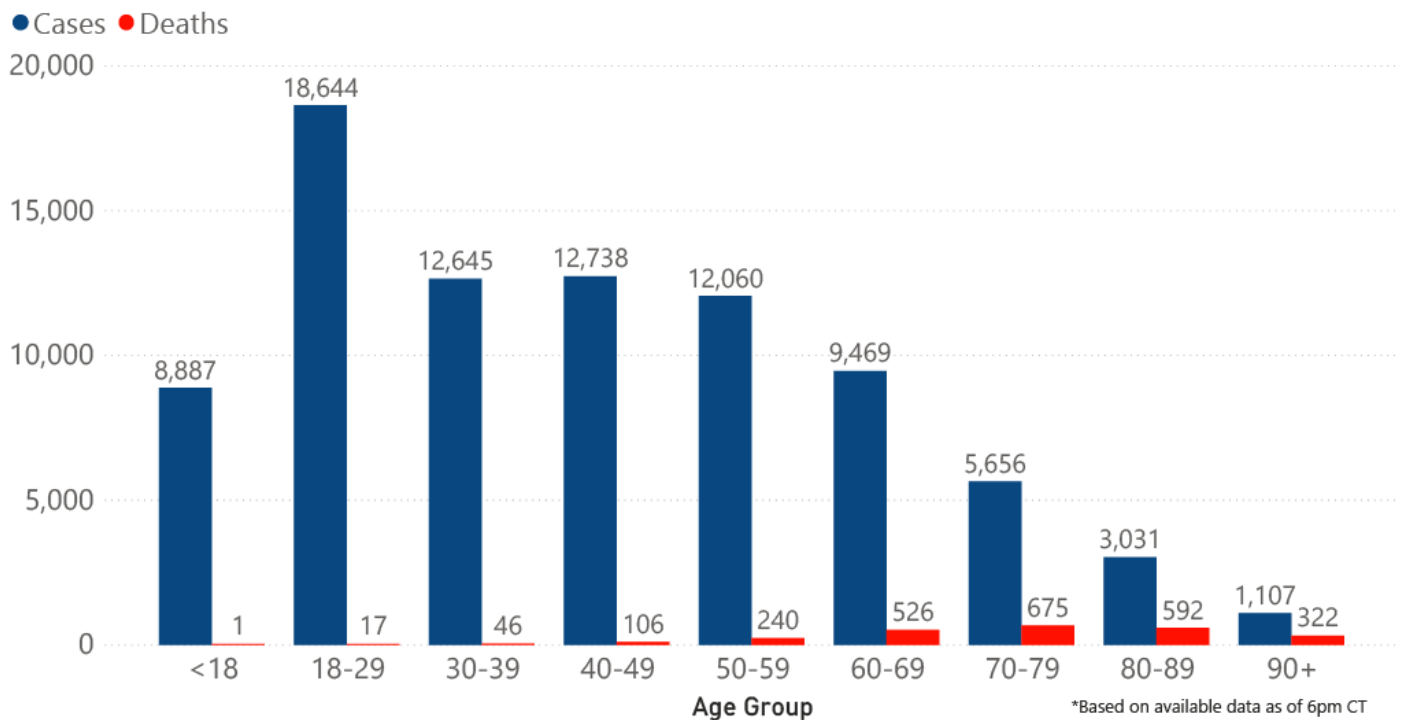


**Note:** Values up to two weeks in the past on the chart of Cases by Date above can change as we update it with new information from disease investigation.

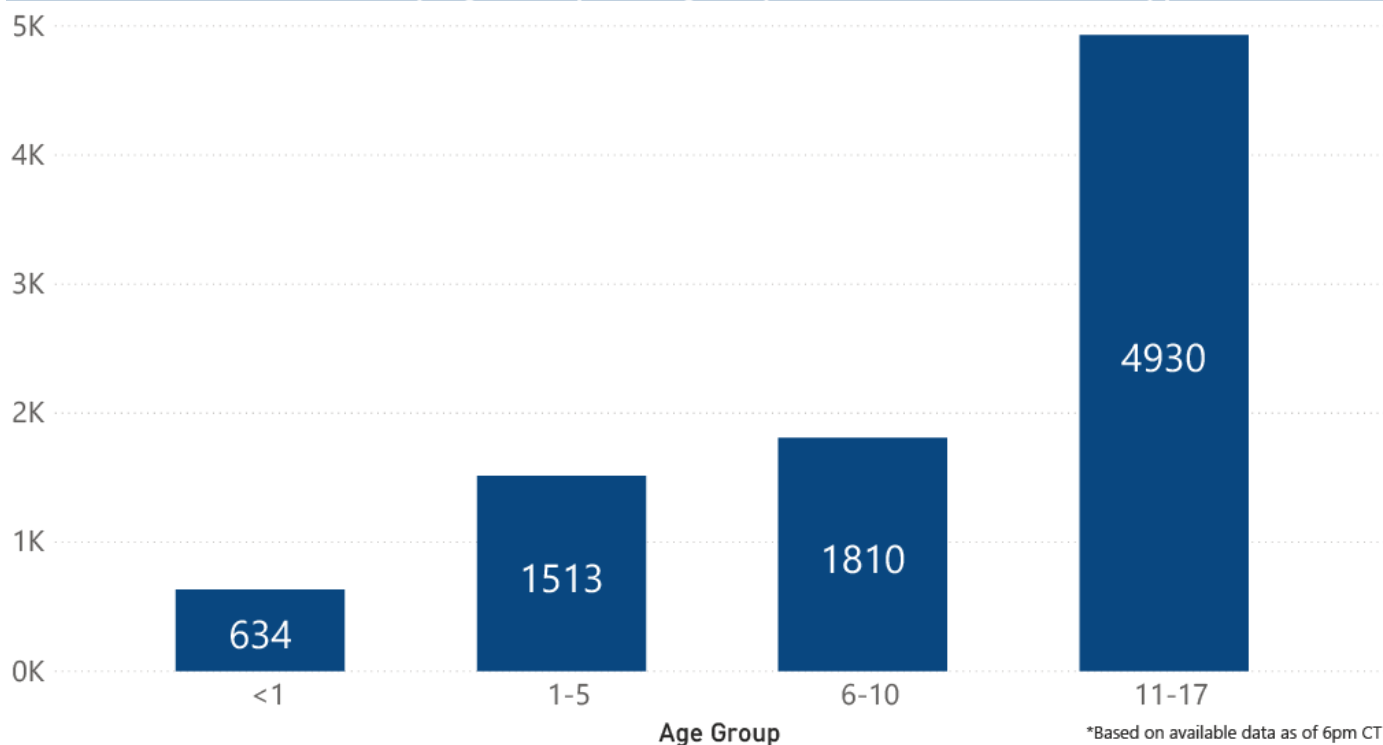
## COVID-19 LTCF\* and Non-LTCF Deaths by Date of Death through September 1, 2020\*\*, Mississippi



## COVID-19 Cases and Deaths by Age Group through September 1, 2020\*, Mississippi



## COVID-19 Pediatric Cases by Age Group through September 1, 2020\*, Mississippi

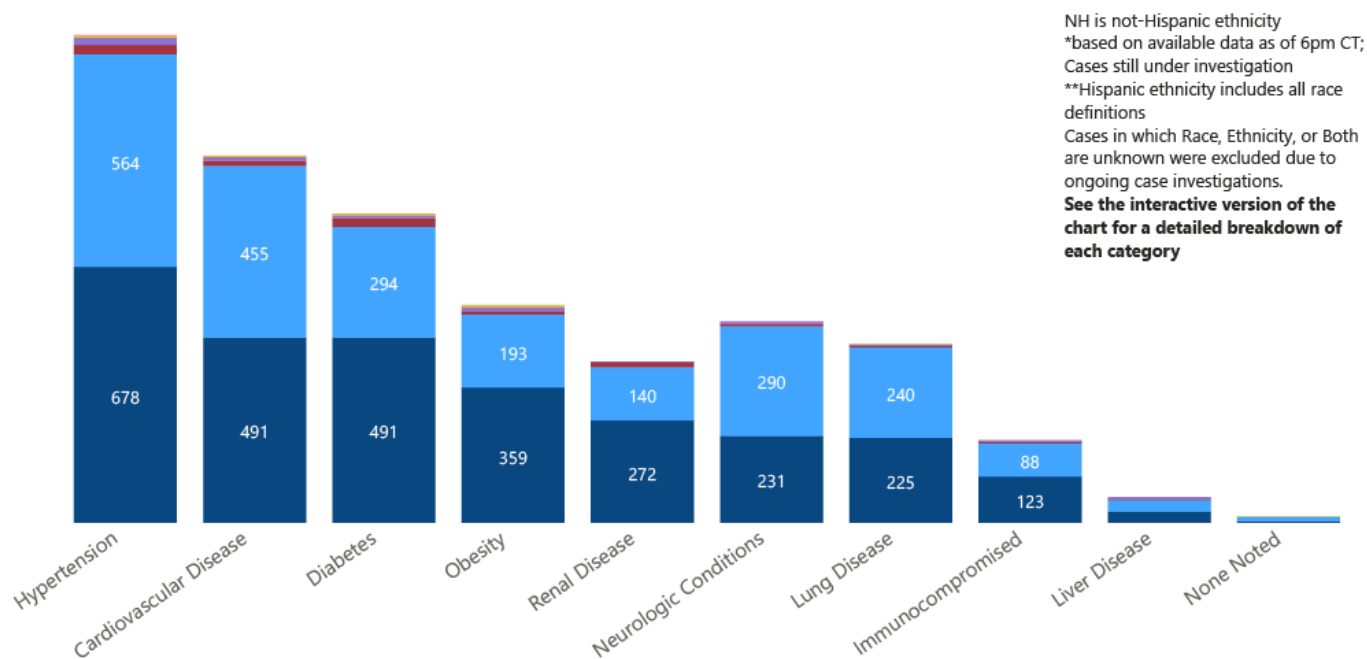


## Weekly Statewide Data Summaries

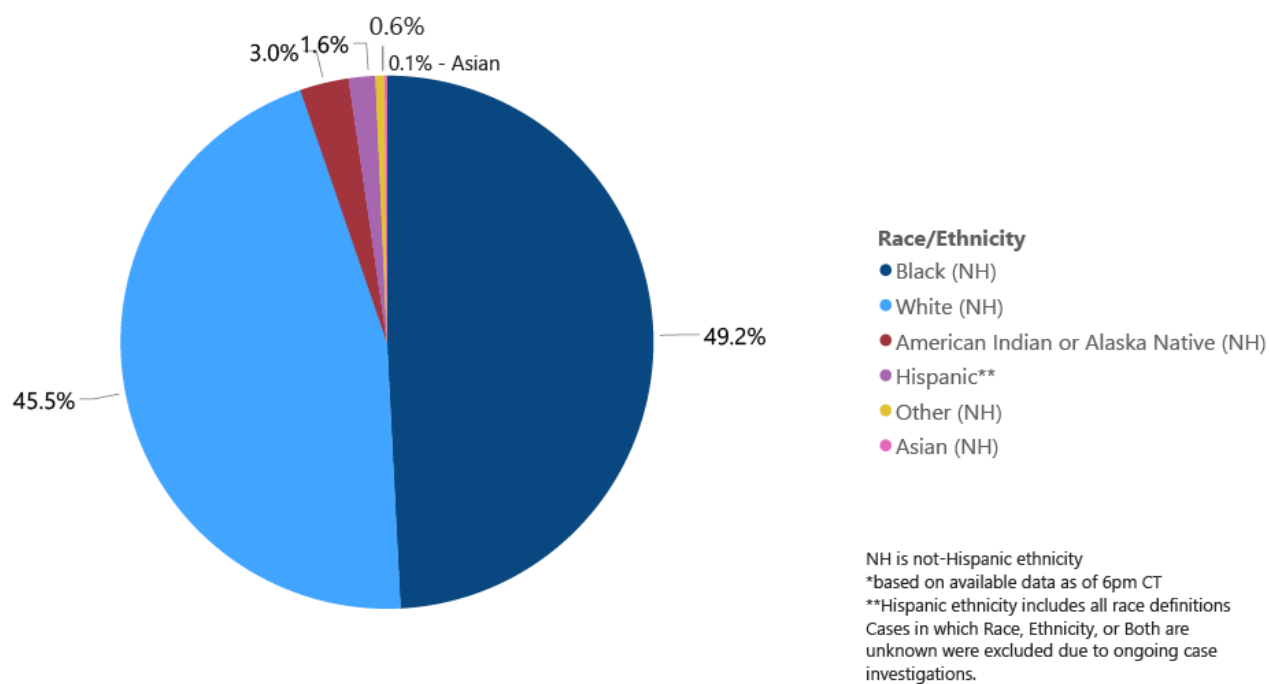
The statistical charts below are now updated weekly.

## COVID-19 Underlying Conditions in Deaths by Race/Ethnicity through August 30, 2020\*, Mississippi

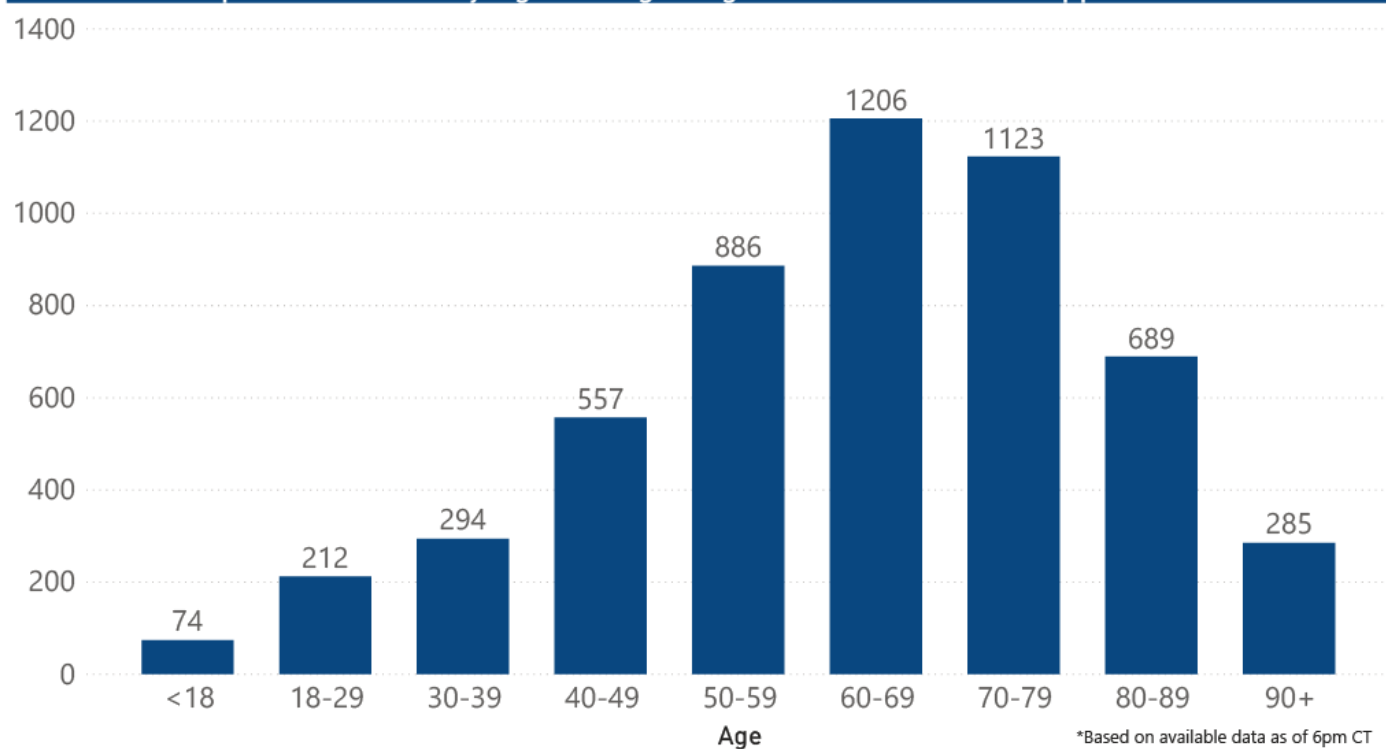
**Race/Ethnicity** ● Black (NH) ● White (NH) ● American Indian or Alaska Native (NH) ● Hispanic\*\* ● Other (NH) ● Asian (NH)



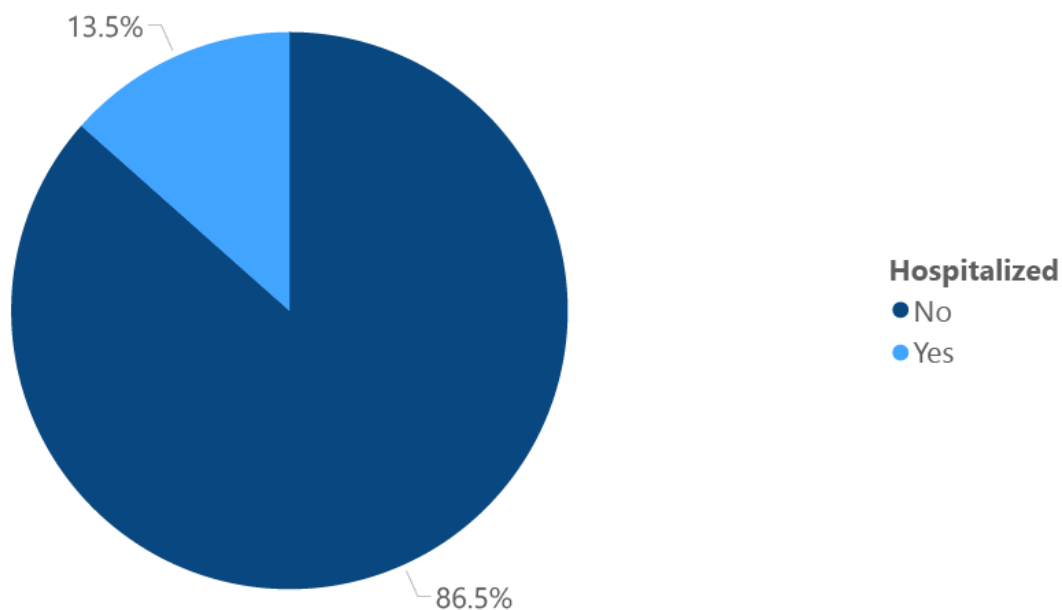
## COVID-19 Deaths by Race/Ethnicity through August 30, 2020\*, Mississippi



## COVID-19 Hospitalized Cases by Age through August 30, 2020\*, Mississippi



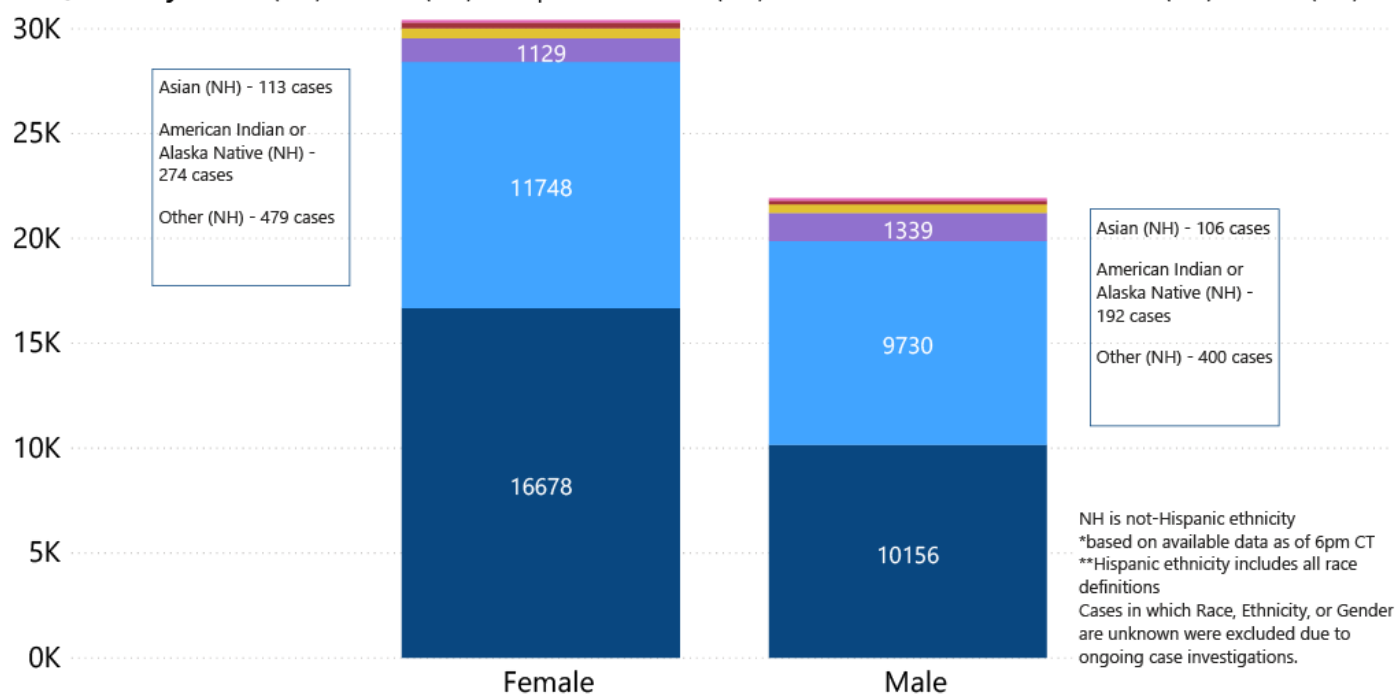
## COVID-19 Cumulative Hospitalizations-Investigated Cases August 30, 2020 \*



\* Cases in which hospitalization is unknown were excluded due to ongoing case investigations; based on available data as of 6 pm CT

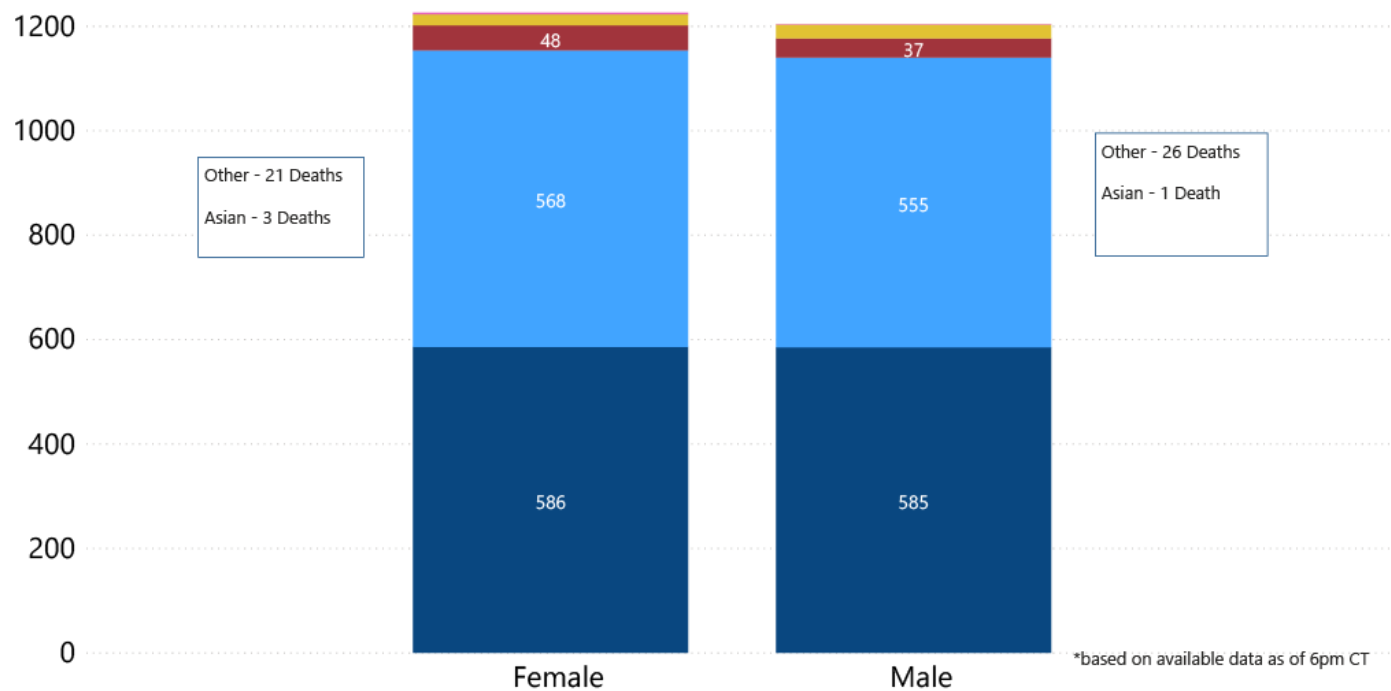
## COVID-19 Cases by Race/Ethnicity and Gender through August 30, 2020\*, Mississippi

**Race/Ethnicity** ● Black (NH) ● White (NH) ● Hispanic\*\* ● Other (NH) ● American Indian or Alaska Native (NH) ● Asian (NH)

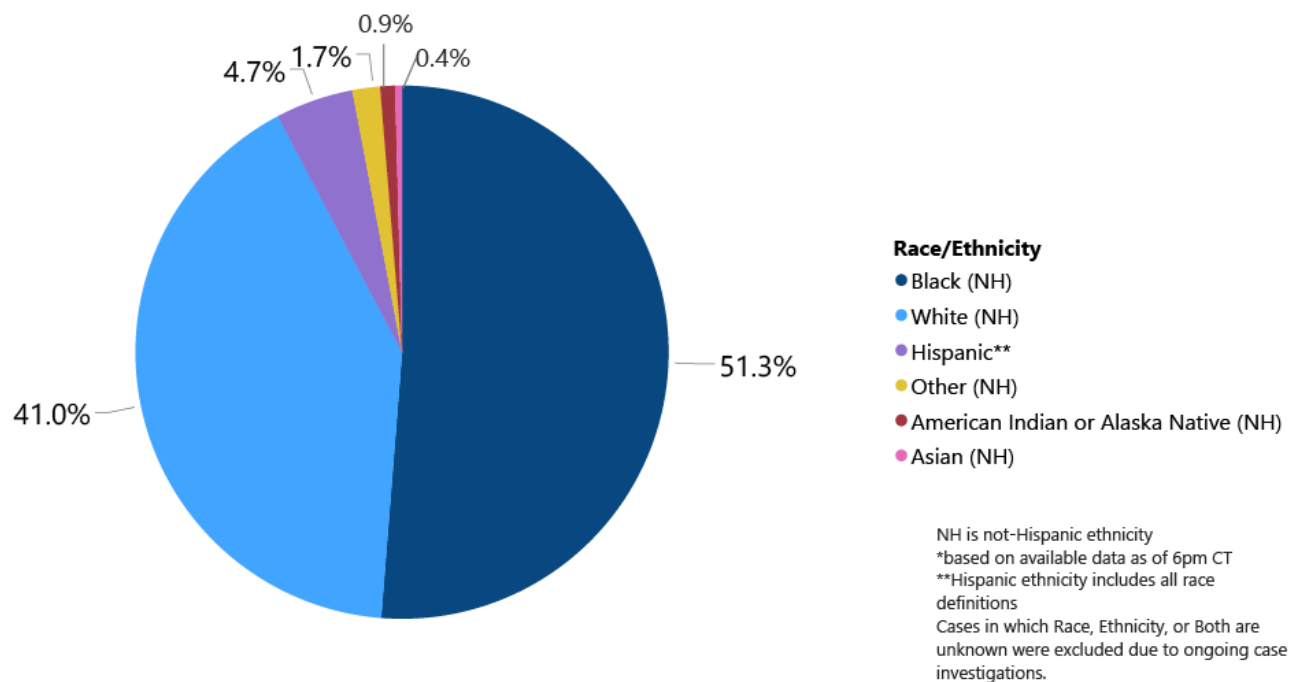


## COVID-19 Deaths by Race and Gender through August 30, 2020\*, Mississippi

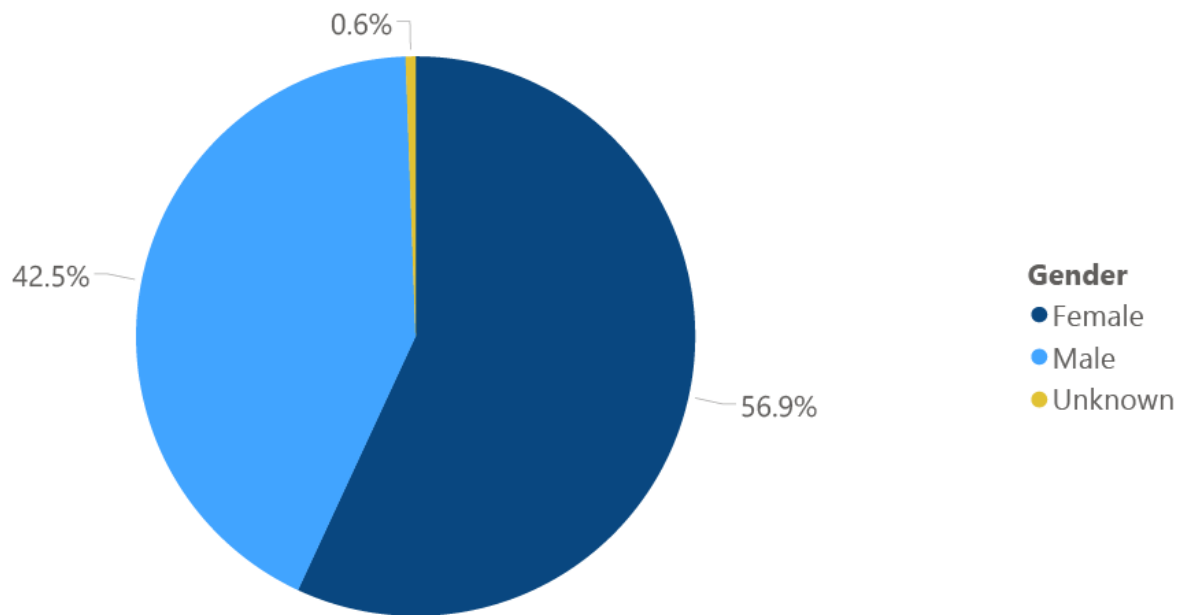
**Race** ● Black ● White ● American Indian or Alaska Native ● Other ● Asian



## COVID-19 Cases by Race/Ethnicity through August 30, 2020\*, Mississippi



## COVID-19 Cases by Gender through August 30, 2020\*, Mississippi



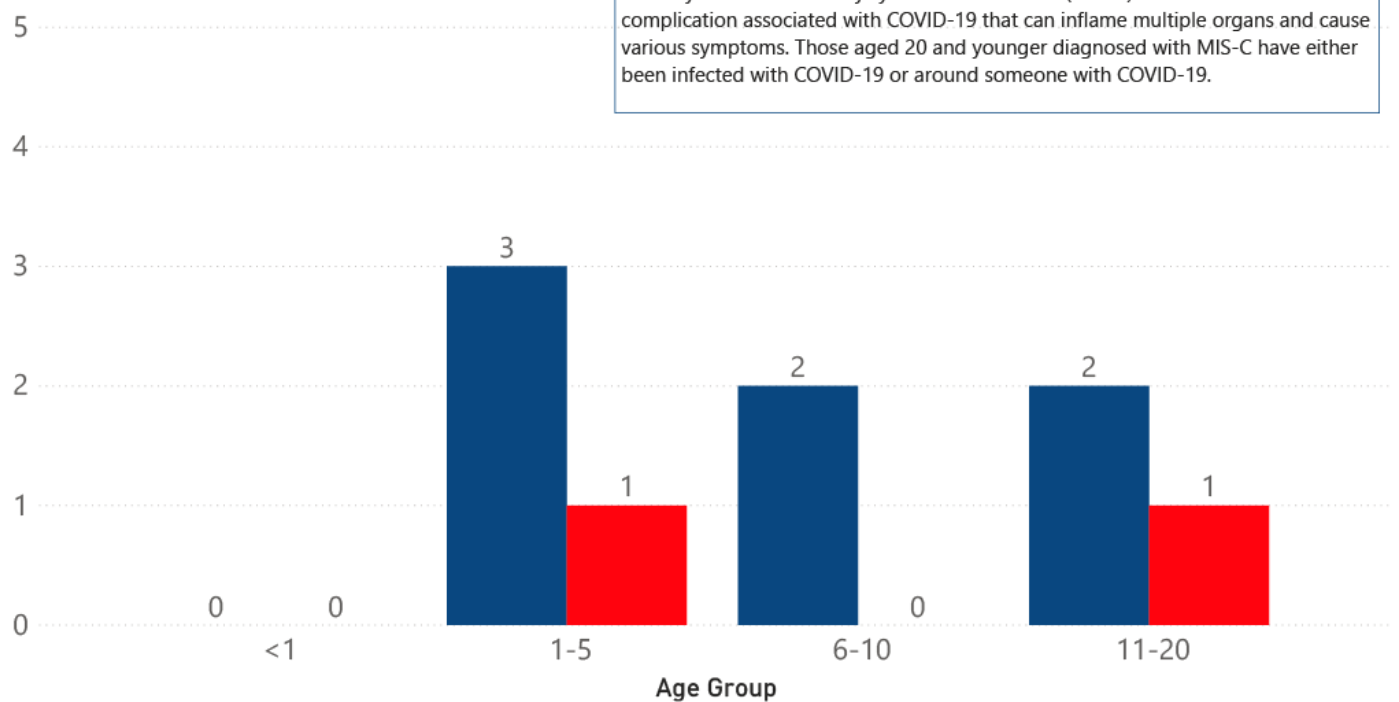
\*Based on available data as of 6pm CT

## Weekly Pediatric MIS-C Cases and Deaths

[Multisystem inflammatory syndrome in children \(MIS-C\)](#) is a rare but serious condition associated with COVID-19 that causes inflammation in many body parts, including the heart and other vital organs.

### MIS-C\* Cases and Deaths by Age Group through September 1, 2020, Mississippi

● MIS-C Cases ● MIS-C Deaths





## Weekly High Case and High Incidence Counties

Tracking counties with recent high numbers of COVID-19 cases, adjusted for population, provides insight on where local outbreaks are most serious, and where protective measures should be increased. For more accurate reporting, these weekly charts include sample collection dates only up to seven days in the past to allow for case investigation and delays in lab test reports.

Cases counts in these charts is based on the date of illness onset. If the date of illness is not known, the date the test sample was taken, or the date of test result reporting is used instead. Counts are adjusted as cases are investigated.

Counties are ranked by highest weekly case counts, and by weekly incidence (cases proportional to population). A separate table ranking all counties is also available. **All tables updated weekly.**

► [Full tables of counties ranked by weekly incidence and cases](#) PDF

### COVID-19 High Incidence MS Counties Over 1 Week Period (August 17-August 23, 2020\*)

County	Cases (August 17-August 23)	Cases per 100,000 (August 17-August 23)	Cases to Date	Cases per 100,000 Total	Percent Change
ISSAQUENA	64	4822.9	97	7309.7	194%
TUNICA	50	519.1	450	4671.9	13%
SHARKEY	22	509.1	251	5808.8	10%
BOLIVAR	123	401.6	1492	4871.4	9%
QUITMAN	25	368.1	322	4740.9	8%
LEE	237	277.4	2177	2548.1	12%
PANOLA	94	274.9	1294	3784.5	8%
PONTOTOC	88	273.5	1059	3291.5	9%
LAFAYETTE	145	268.4	1436	2658.3	11%
OKTIBBEHA	131	264.2	1439	2902.0	10%
SUNFLOWER	66	262.8	1260	5017.9	6%
PRENTISS	66	262.7	624	2483.5	12%

\*based on available data as of 6pm CT

Cases based on test date. Cases without test date excluded due to ongoing investigations.

Table will be updated weekly. A one week lag is used for reporting.

## COVID-19 High Case MS Counties Over 1 Week Period (August 17-August 23, 2020\*)

County	Cases (August 17-August 23)	Cases per 100,000 (August 17-August 23)	Cases to Date	Cases per 100,000 Total	Percent Change
DESOTO	378	204.4	4624	2500.2	9%
HINDS	237	102.2	6531	2817.0	4%
LEE	237	277.4	2177	2548.1	12%
JACKSON	226	157.4	3005	2092.4	8%
HARRISON	221	106.2	3300	1585.9	7%
LAFAYETTE	145	268.4	1436	2658.3	11%
OKTIBBEHA	131	264.2	1439	2902.0	10%
LAUDERDALE	124	167.3	1756	2369.0	8%
BOLIVAR	123	401.6	1492	4871.4	9%
WASHINGTON	114	259.6	1989	4529.8	6%
RANKIN	113	72.8	2850	1835.5	4%
MADISON	112	105.4	2971	2795.7	4%

\*based on available data as of 6pm CT

Cases based on test date. Cases without test date excluded due to ongoing investigations.

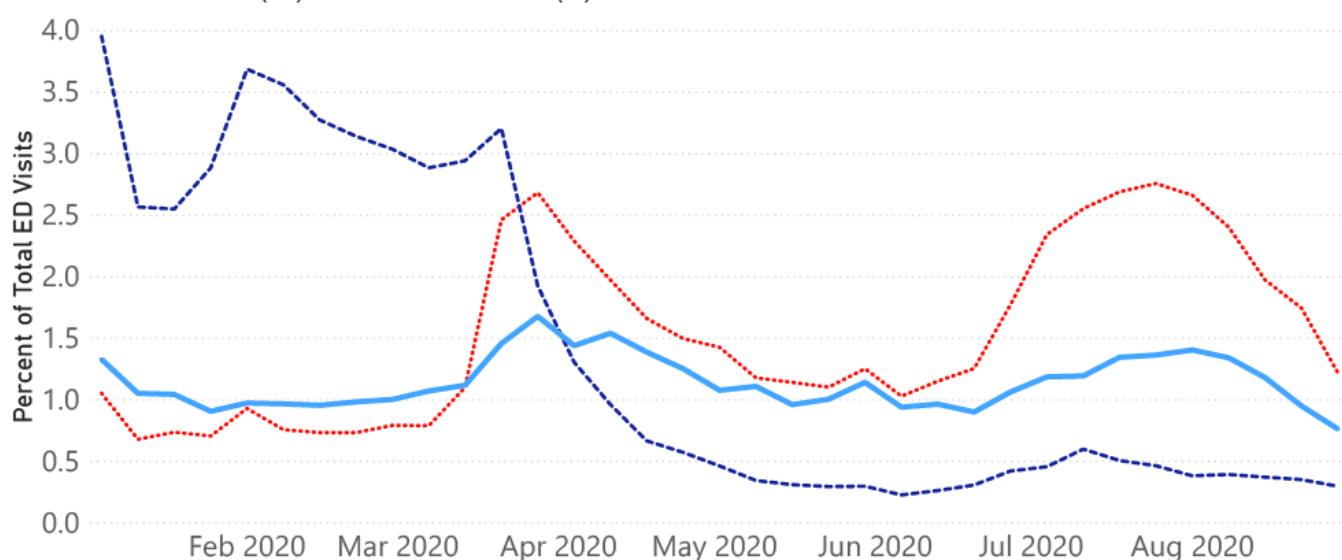
Table will be updated weekly. A one week lag is used for reporting.

## Syndromic Surveillance

Emergency department visits by those with symptoms characteristic of COVID-19, influenza and pneumonia, updated weekly.

### Percentage of Emergency Department and Clinic visits for CLI, ILI, and Pneumonia Cases Weekly Statewide Summary, January 4, 2020 - August 29, 2020

..... COVID-19-Like Illness (CLI)    - - - Influenza-Like Illness (ILI)    — Pneumonia



\*The graph represents syndromic surveillance data from emergency department visits, reported electronically by hospitals throughout the state, that are consistent with COVID-19-Like Illness (CLI), Influenza-Like Illness (ILI), and Pneumonia. Based on available data as of 6pm CT. Graph will be updated weekly.

## Estimated Recoveries

Presumed COVID-19 cases recovered, estimated weekly (does not include cases still under investigation).

## COVID-19 Presumed Recovered Cases through August 30, 2020, Mississippi

# 67,918

## Presumed Recovered\*

\*Reflects Provisional Estimates. Presumed Recovered if:

1) It has been 14 days or more since the case tested positive, if they were not hospitalized

2) It has been 21 days or more since the case tested positive, if they were hospitalized or hospitalization was unknown.

All deaths excluded. Presumed recovered counts will be updated weekly.

## U.S. and World Cases

- ▶ [COVID-19 cases in the United States \(CDC\)](#)
- ▶ [U.S. COVID-19 Tracker \(CDC\)](#)
- ▶ [COVID-19 Global Case Map \(Johns Hopkins University\)](#)

## COVID-19 Testing

### Statewide Combined Testing as of September 1

COVID-19 testing providers around the state include commercial laboratories as well as hospital labs. Combined with testing done by the MSDH Public Health Laboratory, the figures provide a complete picture of all Mississippi testing.

**PCR** testing detects current, active COVID-19 infection in an individual.

**Antibody** (serology) testing identifies individuals with past COVID-19 infection based on antibodies they develop one to three weeks after infection.

**Antigen** testing is another way to identify current COVID-19 infection.

	Total tests	PCR	Antibody	Antigen
MSDH Public Health Laboratory	100,361	99,121	1,240	0
Other testing providers	535,549	478,293	25,534	31,722

Total tests for COVID-19 statewide	635,910	577,414	26,774	31,722
------------------------------------	---------	---------	--------	--------

## MSDH Individuals Tested as of September 1

MSDH Public Health Laboratory (MPHL) testing totals as of 3 p.m. These totals are for tests performed at the MPHL only.

- Total individuals tested by the MPHL: **75,585**
- Total positive individuals from MPHL tests: **8,373**

## Getting Tested for COVID-19

The MSDH Public Health Laboratory, its partners, and private providers are testing statewide for COVID-19.

Anyone with symptoms of fever, severe cough or severe chest pains – especially those who are older or in poor health – should make arrangements for testing with their doctor or one of the many healthcare providers now performing testing. Healthcare providers can assess your health history and symptoms, and perform testing for COVID-19 as needed. MSDH is also helping conduct free drive-up testing sites in many parts of the state. **Always call ahead to the testing provider for instructions on safely being examined before you visit for your test.**

► [Find a COVID-19 testing provider near you](#)

► [Video: A tour through COVID-19 testing at the MSDH Public Health Lab](#)

## Prevention and Guidance for Individuals and the Community

► [Preventive steps to take, recommendations, guidance and general information on COVID-19](#)

Get weekly restaurant inspections and more by e-mail:



Last reviewed on Mar 5,

2020

[error on this](#)

[email page](#)

[print](#)

### Related resources

► [IT IS REAL: COVID-19 as Told by Survivors](#)

► [Local COVID-19 Testing Providers](#)

► [COVID-19 Guidance and Prevention for Individuals and the Community](#)

Updated September 1, 2020

### More topics

► [\[ Espanol, Tieng Viet, ASL \]](#)

► [County Data](#)

► [Diagnostic Testing EUA](#)

- ▶ [Handouts and Posters](#)
- ▶ [Healthcare Professionals](#)
- ▶ [Interactive Map and Charts](#)
- ▶ [Long-Term Care Outbreaks](#)
- ▶ [Prevention and Safety Guidance](#)
- ▶ [School Cases and Outbreaks](#)
- ▶ [Testing for COVID-19](#)



A few feet makes a big difference.

**#stopcovid19**

#### AGENCY

[About Us](#)

[Administration](#)

[Board of Health](#)

[County Offices](#)

[Institutional Review](#)

[Jobs](#)

[Locations](#)

[Public Health Laboratory](#)

[RFPs/Grants](#)

[More »](#)

[Intranet](#)

[OHIT+ER Service Center](#)

[Webmail](#)

#### INFORMATION

[Apps](#)

[Calendar of Events](#)

[Contact Us](#)

[Meetings](#)

[Health Resources](#)

[Hotlines](#)

[Locations](#)

[News](#)

[Newsletter](#)

[Phone Numbers](#)

[Español](#)

#### I NEED A ...

[Birth Certificate](#)

[Certificate of Need](#)  
[Children's Health Insurance](#)  
[Complaint Form](#)  
[Criminal History Check](#)  
[Death Certificate](#)  
[Divorce Record](#)  
[Food Permit](#)  
[Immunization Record](#)  
[J-1 Visa](#)  
[License Verification](#)  
[Marriage Record](#)  
[Professional License](#)  
[Public Records Request](#)  
[Wastewater Application](#)

#### **PUBLICATIONS**

---

[Annual Report](#)  
[CON Weekly Reports](#)  
[Health Facilities Directory](#)  
[Mississippi Morbidity Reports](#)  
[Public Health Report](#)  
[State Health Plan](#)  
[Strategic Plan](#)  
[More »](#)

Mississippi State Department of Health • 570 East Woodrow Wilson Dr • Jackson, MS 39216 • 866-HLTHY4U • [Contact and information](#)

