

## Coronavirus Disease 2019 (COVID-19)

Updated September 4, 2020

The national Centers for Disease Control and Prevention (CDC) and the Mississippi State Department of Health continue to closely monitor the outbreak of respiratory illnesses caused by the novel (new) coronavirus COVID-19, and are working to limit the spread of cases nationally and in Mississippi. MSDH is actively working with doctors and hospitals to quickly identify cases and respond effectively to limit this outbreak.



**Home isolation is mandatory if you have tested positive for COVID-19** by [order of the State Health Officer](#). If you have been in contact with someone who has COVID-19, quarantine is also important to protect others.

### ► What you should do

If you are awaiting results of **routine testing** not related to exposure, you may [return to work](#) and follow the safety guidance of your employer.

## Healthcare Professionals

Guidance and more →

- [MSDH guidance](#)
- [Electronic reporting](#)
- [Specimens](#)
- [Lab dropoff](#)
- [CDC guidance](#)
- [MS-HAN Alerts](#)

### ALL HEALTHCARE

## Current Cases and Statistics

County and state data →

- [Current cases and deaths](#)
- [County data summaries](#)
- [Data charts and map](#)
- [Schools and LTC facilities](#)
- [Lab testing](#)
- [Recoveries](#)

## [ALL STATISTICS](#)

### Prevention, Safety and Testing

Personal and community →

- ▶ [Personal protection](#)
- ▶ [Gatherings and events](#)
- ▶ [Business and community](#)
- ▶ [School guidelines](#)
- ▶ [State agencies](#)
- ▶ [Getting tested](#)

## [ALL PREVENTION](#)

Mississippi Coronavirus Hotline (7 days a week, 7 a.m.–7 p.m.): **877-978-6453**

**CLOSED** Monday, September 7 for Labor Day

Mississippi's hospital system is overloaded by the additional burden of COVID-19 patients. If we don't start making changes now, we'll be forced to make cruel calculations later about who gets the medical care they need, and who does not.

**COVID-19 School Report:** K-12 outbreaks, cases and quarantine totals by county. [Current report »](#)

**Report a restaurant not following COVID-19 safety orders :** E-mail the details to [food@msdh.ms.gov](mailto:food@msdh.ms.gov)

**Face coverings are required** by order of the Governor for all Mississippians in [schools](#), businesses and indoor public spaces, and in outdoor public spaces where consistent social distancing is not possible. [Details and exceptions »](#)

# General Information

► [Overview, questions and answers, handouts, and information in other languages](#)

## COVID-19 in Mississippi

### New Cases and Deaths as of September 3

NEW CASES

823

New COVID-19 positive test results reported to MSDH as of 6 p.m. yesterday.

NEW DEATHS

23

New COVID-19 related deaths reported to MSDH as of 6 p.m. yesterday.

County	Total
Bolivar	1
Forrest	1
Hinds	2
Jones	1
Lamar	2
Lauderdale	1
Leflore	1
Lowndes	1
Marshall	1
Monroe	1
Panola	2
Perry	1
Pike	1
Rankin	3
Simpson	1
Tippah	1
Tunica	1
Warren	1

LTC OUTBREAKS

Current outbreaks in long-term care facilities only. (See [LTC facility outbreak definition](#).)

**About our case counts:** We currently update our case totals each day based on test results from the previous day. Outside laboratories also report positive test results to us, which are included in our totals. Repeated tests for the same individual are counted only once. County case numbers and deaths may change as investigation finds new or additional information.

## County COVID-19 Data

### Race and Ethnicity

- [Total COVID-19 cases and deaths by county, race and ethnicity](#) PDF  
Current and past data tables, updated daily

### Trends and Data for Individual Counties

- [Weekly COVID-19 summaries for each Mississippi county](#)

### High Cases and Incidence

- [Mississippi counties ranked by weekly cases and incidence](#)

### Cumulative Cases and Deaths by County

Totals of all reported COVID-19 cases for 2020, including those in long-term care (LTC) facilities.

**The numbers in this table are provisional.** County case numbers and deaths may change as investigation finds new or additional information. The data provided below is the most current available.

County	Total Cases	Total Deaths	Total LTC Facility Cases	Total LTC Facility Deaths
<a href="#">Adams</a>	809	32	46	12
<a href="#">Alcorn</a>	669	6	17	1
<a href="#">Amite</a>	282	7	14	2
<a href="#">Attala</a>	599	25	90	20
<a href="#">Benton</a>	200	1	2	0
<a href="#">Bolivar</a>	1605	56	111	18
<a href="#">Calhoun</a>	485	11	25	4
<a href="#">Carroll</a>	296	12	45	9
<a href="#">Chickasaw</a>	604	22	43	12
<a href="#">Choctaw</a>	161	4	1	0
<b>Total</b>	<b>85,939</b>	<b>2,558</b>	<b>5,301</b>	<b>1,060</b>

County	Total Cases	Total Deaths	Total LTC Facility Cases	Total LTC Facility Deaths
--------	-------------	--------------	--------------------------	---------------------------

Claiborne	443	16	43	9
Clarke	482	30	55	11
Clay	492	16	3	1
Coahoma	1033	20	78	2
Copiah	1111	31	32	4
Covington	731	17	10	4
De Soto	4823	48	53	9
Forrest	2219	68	151	40
Franklin	179	3	3	1
George	707	13	20	4
Greene	302	14	35	6
Grenada	974	32	100	18
Hancock	510	20	9	4
Harrison	3445	61	221	24
Hinds	6635	143	378	61
Holmes	1056	54	99	20
Humphreys	346	15	22	6
Issaquena	98	3	0	0
Itawamba	621	17	53	9
Jackson	3126	60	75	7
Jasper	501	13	1	0
Jefferson	224	9	11	3
Jefferson Davis	308	9	3	1
Jones	2212	75	178	36
Kemper	277	15	40	9
Lafayette	1664	38	122	27
Lamar	1505	32*	22	10
Lauderdale	1841	110	246	61
Lawrence	412	11	27	2
Leake	900	31	8	0
Lee	2294	61	147	28
Leflore	1262	76	187	45
Total	85,939	2,558	5,301	1,060

County	Total Cases	Total Deaths	Total LTC Facility Cases	Total LTC Facility Deaths
Lincoln	995	52	133	31
Lowndes	1309	56	95	32
Madison	3039	83	234	44
Marion	798	26	64	7
Marshall	988	14	29	6
Monroe	1086	61	148	44
Montgomery	418	18	32	8
Neshoba	1451	101	109	37
Newton	692	18	28	6
Noxubee	529	14	18	4
Oktibbeha	1550	46	191	30
Panola	1319	25	13	2
Pearl River	786	48	70	20
Perry	341	10	1	0
Pike	1163	46	80	21
Pontotoc	1102	13	6	1
Prentiss	663	15	46	3
Quitman	346	4	0	0
Rankin	2956	69	151	18
Scott	1116	22	15	3
Sharkey	254	9	43	8
Simpson	955	40	101	19
Smith	490	13	54	8
Stone	329	10	44	6
Sunflower	1300	39	52	10
Tallahatchie	668	13	13	2
Tate	874	35	32	12
Tippah	563	16	3	0
Tishomingo	578	30	96	21
Tunica	457	13	12	2
Union	903	23	46	11
Walthall	574	24	67	13
Warren	1335	47	112	22
Total	85,939	2,558	5,301	1,060

County	Total Cases	Total Deaths	Total LTC Facility Cases	Total LTC Facility Deaths
<a href="#">Washington</a>	2062	64	104	21
<a href="#">Wayne</a>	852	21	59	10
<a href="#">Webster</a>	312	13	52	11
<a href="#">Wilkinson</a>	284	17	15	4
<a href="#">Winston</a>	708	19	40	11
<a href="#">Yalobusha</a>	386	13	35	7
<a href="#">Yazoo</a>	965	21	32	5
<b>Total</b>	<b>85,939</b>	<b>2,558</b>	<b>5,301</b>	<b>1,060</b>

\* **Note:** A death previously reported in Lamar County was reported in error. The data above has been corrected to reflect this update.

## Case Classifications

Mississippi investigates and reports both probable and confirmed cases and deaths according to the [CSTE case definition](#).

	Confirmed	Probable	Total
Cases	81,530	4,409	<b>85,939</b>
Deaths	2,394	164	<b>2,558</b>

Confirmed cases and deaths are generally determined by positive PCR tests, which detect the presence of ongoing coronavirus infection.

Probable cases are those who test positive by other testing methods such as antibody or antigen, and have recent symptoms consistent with COVID-19, indicating a recent infection.

Probable deaths are those individuals with a designation of COVID-19 as a cause of death on the death certificate, but where no confirmatory testing was performed.

## K-12 School Report by County

Mississippi K-12 schools make weekly reports of cases among students, teachers and staff, number of outbreaks, and teachers and students under quarantine as a result of COVID-19 exposure. These reports are then summarized by county. *Note:* An outbreak in a school setting is defined as 3 or more individuals diagnosed with COVID-19 in the same group within a 14-day period.

These cases have been directly reported to MSDH by each school, and may not yet have appeared in our state and county totals of cases reported by laboratories.

► [K-12 school cases, outbreaks and exposure totals by county](#)  
Updated weekly

## Long-Term Care Facility Cases and Outbreaks

Long-term care (LTC) facilities like nursing homes are considered high risk locations because their residents are older or in poor health. A single confirmed COVID-19 infection in an LTC facility resident, or more than one infection in employees or staff in a 14-day period constitutes an outbreak. Residential care facilities also represent group living facilities where COVID-19 can be easily spread. We investigate residents, staff and close contacts of infected individuals for possible exposure.

**These outbreak figures are reported directly to MSDH by the facility.** Many of the cases and deaths reported by facilities may not yet be included in our totals of lab-reported cases.

► [Mississippi COVID-19 cases and deaths in long-term care facilities](#) PDF

Long-term care facilities include nursing homes, personal care homes, assisted living homes, and intermediate care facilities for individuals with intellectual disability (ICF-IID)

► [Mississippi COVID-19 cases and deaths in residential care facilities](#) PDF

Residential care facilities include psychiatric or chemical dependency residential treatment centers and long-term acute care facilities.

## Ongoing Outbreaks

This weekly table of ongoing outbreaks lists all facilities that have reported a current, active outbreak of COVID-19. The reported totals are for cases and deaths associated with the current outbreak only.

**Note:** The cases and deaths in this document have been reported to us directly by the facilities, and may not have appeared yet in our county totals, which are based on reports from testing laboratories.

► [Mississippi long-term care facilities with active COVID-19 outbreaks](#)

Current and past listings

---

## Mississippi COVID-19 Data Charts and Map

All data reports below are updated as they become available.

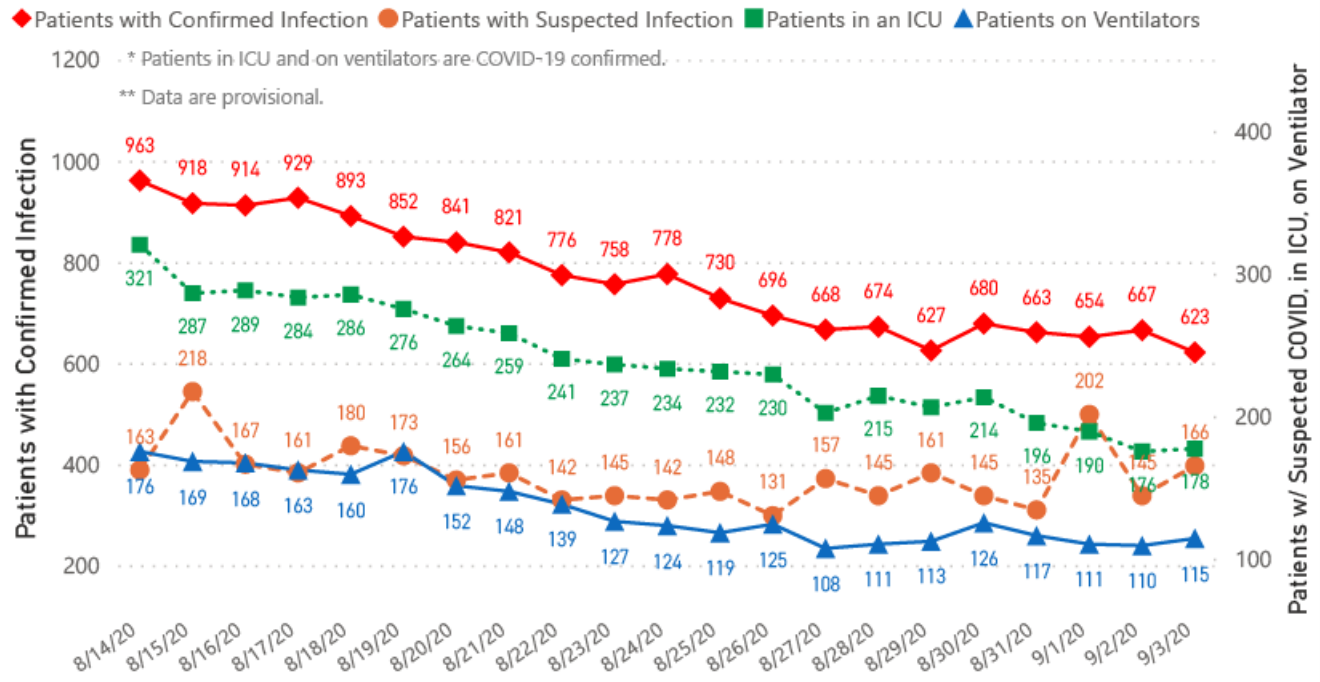
## Hospitalizations and Bed Availability

► [Interactive chart of hospitalizations by date](#)

► [Interactive chart of local and state hospital bed availability](#)



## COVID-19 Hospitalizations Reported by MS Hospitals, 8/14/20-9/3/20 \*,\*\*



### Daily Statewide Data Charts

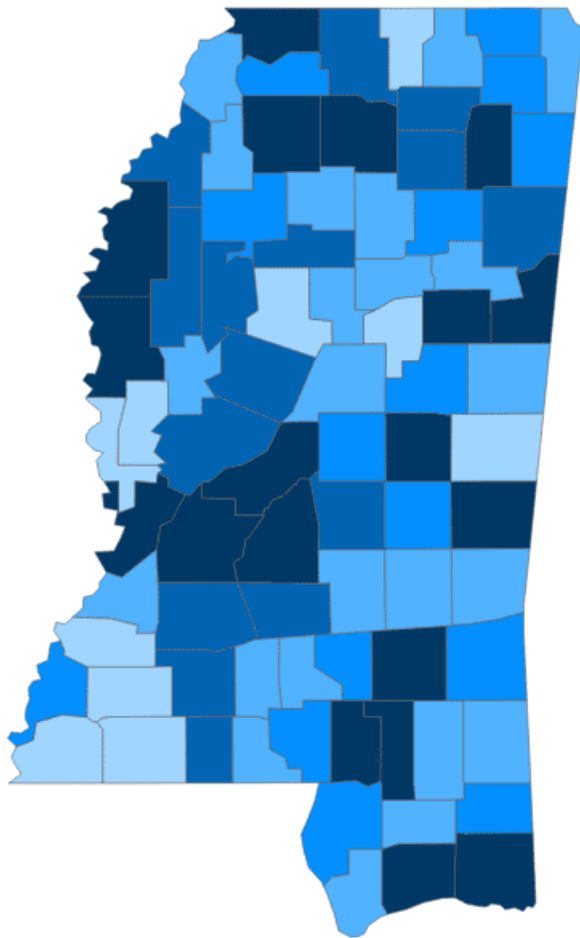
Our state case map and other data charts are also available in interactive form.

- [View interactive map](#)
- [View interactive epidemiological trend and syndromic surveillance](#)

The charts below are based on available data at the time of publication. Charts do **not** include cases where insufficient details of the case are known.

Mississippi COVID-19  
Cases and Deaths by Race with Ethnicity  
as of 6 pm CT, September 3, 2020

Total Cases  
**85,939**



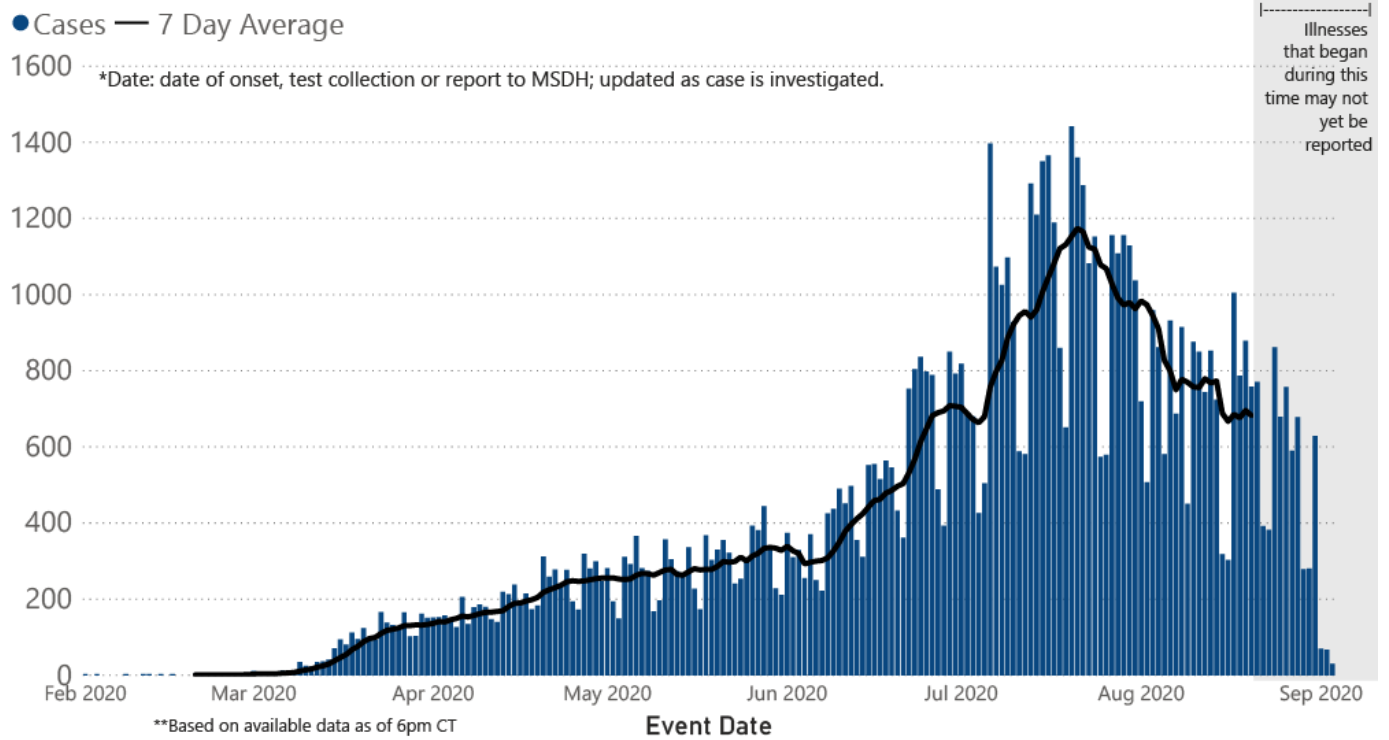
1 to 300 301 to 600 601 to 900 901 to 1300 >1300

	American Indian or Alaska Native	Asian	Black	White	Other	Unknown
Non Hispanic	473	226	27,644	22,702	909	410
Hispanic	15	11	111	721	1,586	101
Unknown Ethnicity	778	63	6,999	6,273	4,483	12,434

Total Deaths  
**2,558**

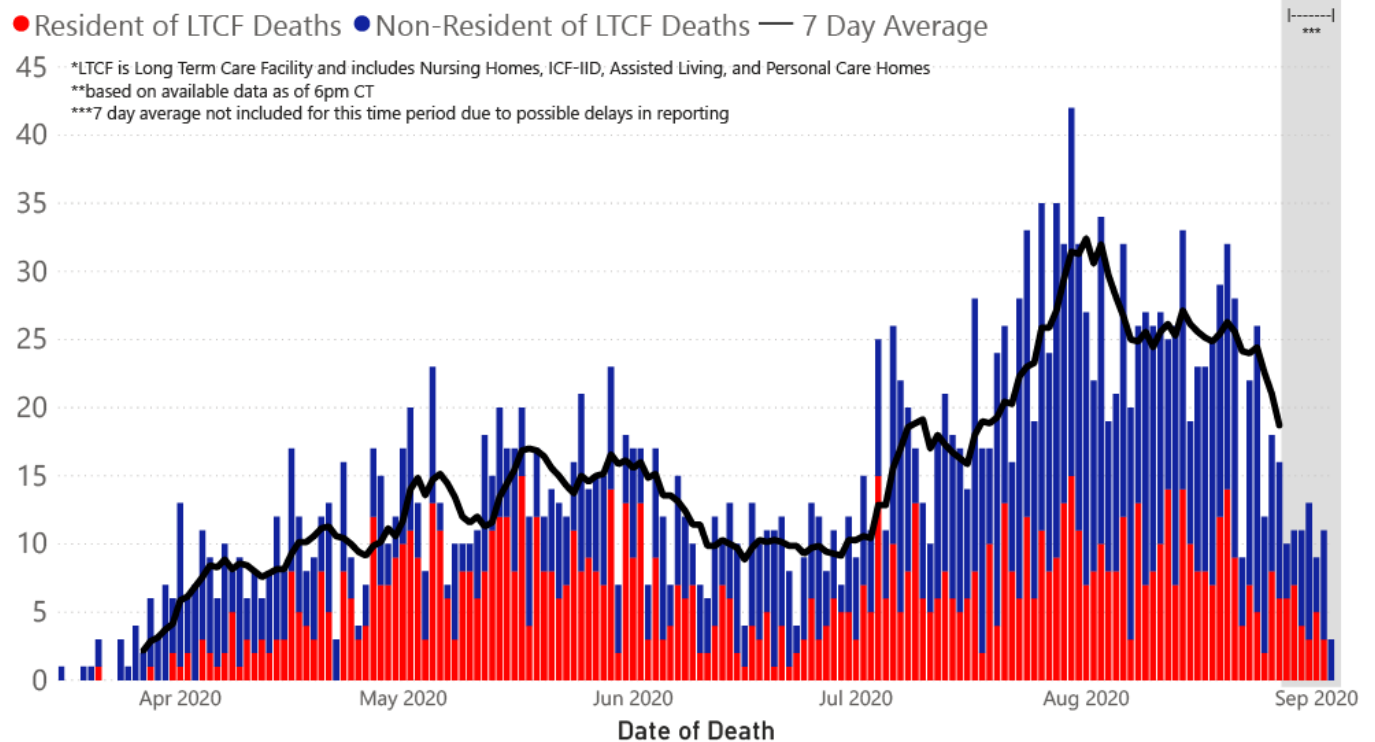
	American Indian or Alaska Native	Asian	Black	White	Other	Unknown
Non Hispanic	64	3	1,084	1,019	14	3
Hispanic	1	0	2	18	13	1
Unknown Ethnicity	20	3	115	135	22	41

## COVID-19 Cases by Date\* through September 3, 2020\*\*, Mississippi

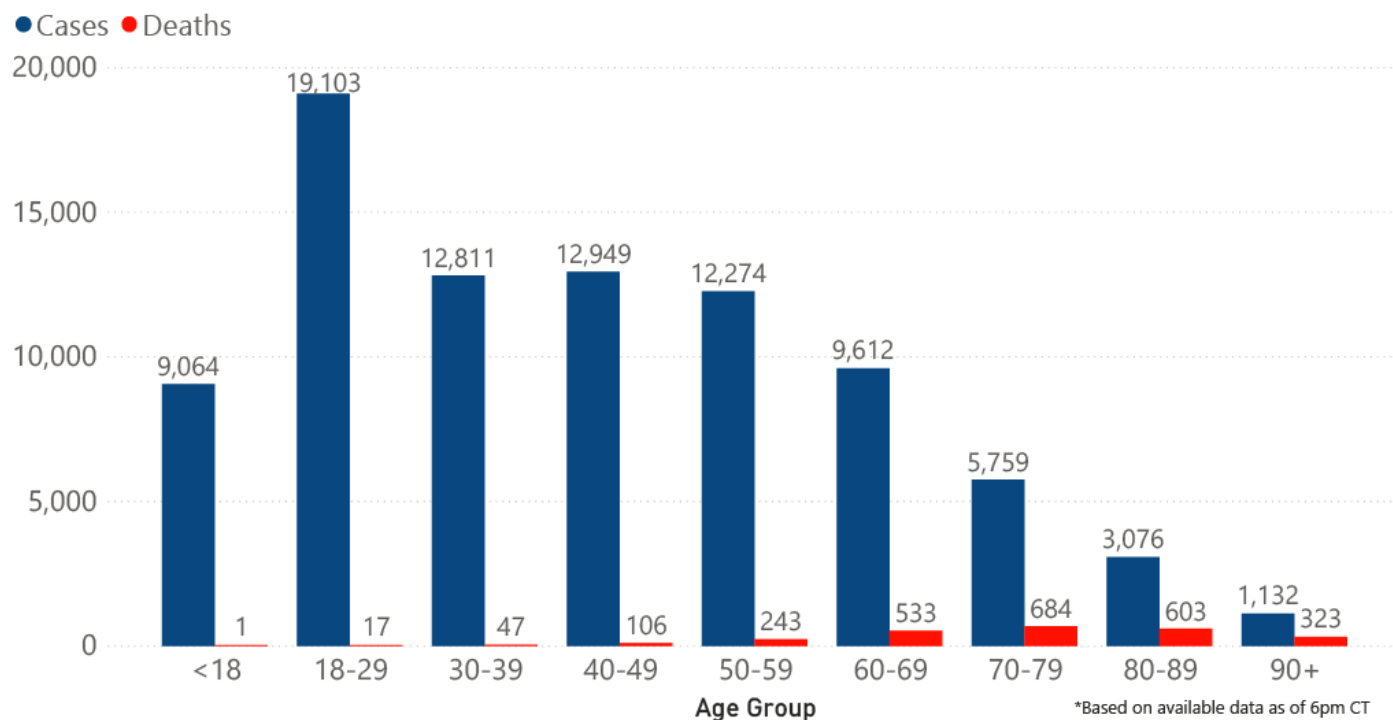


**Note:** Values up to two weeks in the past on the chart of Cases by Date above can change as we update it with new information from disease investigation.

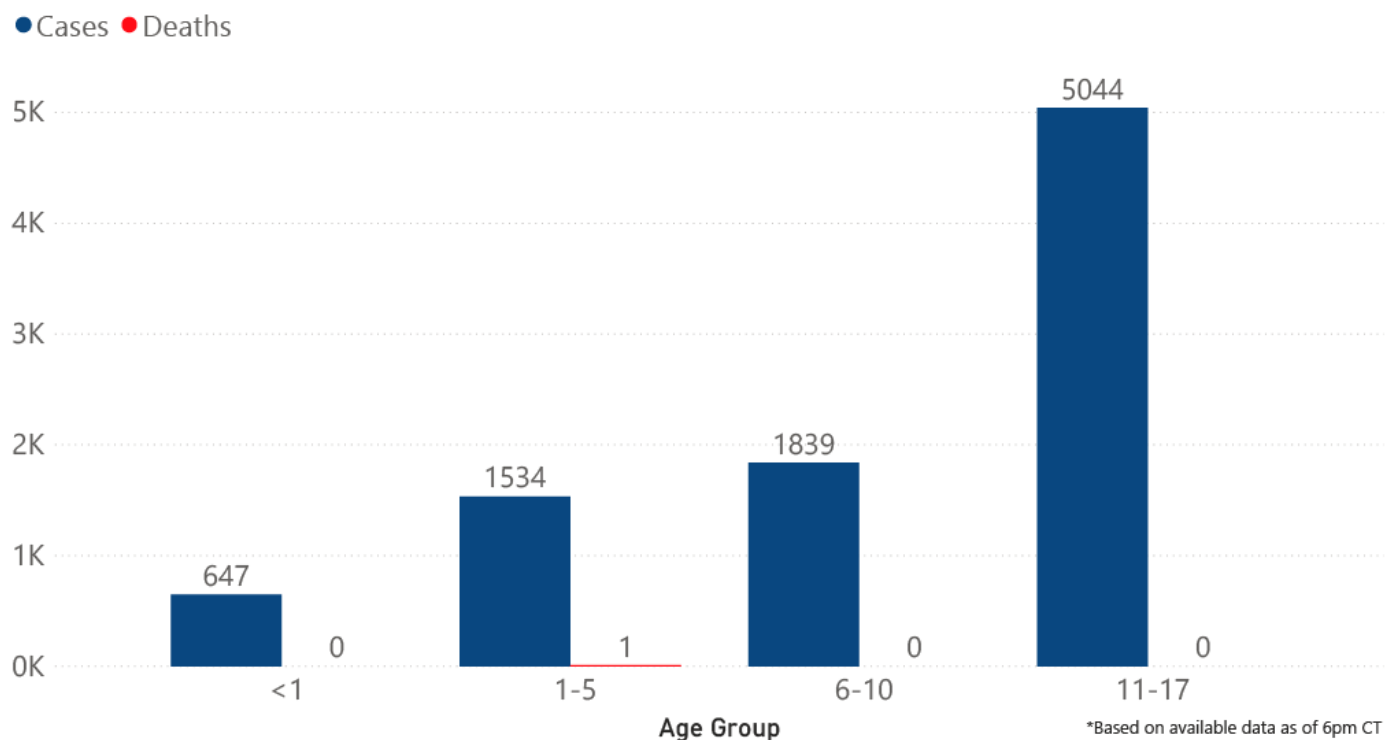
## COVID-19 LTCF\* and Non-LTCF Deaths by Date of Death through September 3, 2020\*\*, Mississippi



## COVID-19 Cases and Deaths by Age Group through September 3, 2020\*, Mississippi



## COVID-19 Pediatric Cases and Deaths by Age Group through September 3, 2020\*, Mississippi

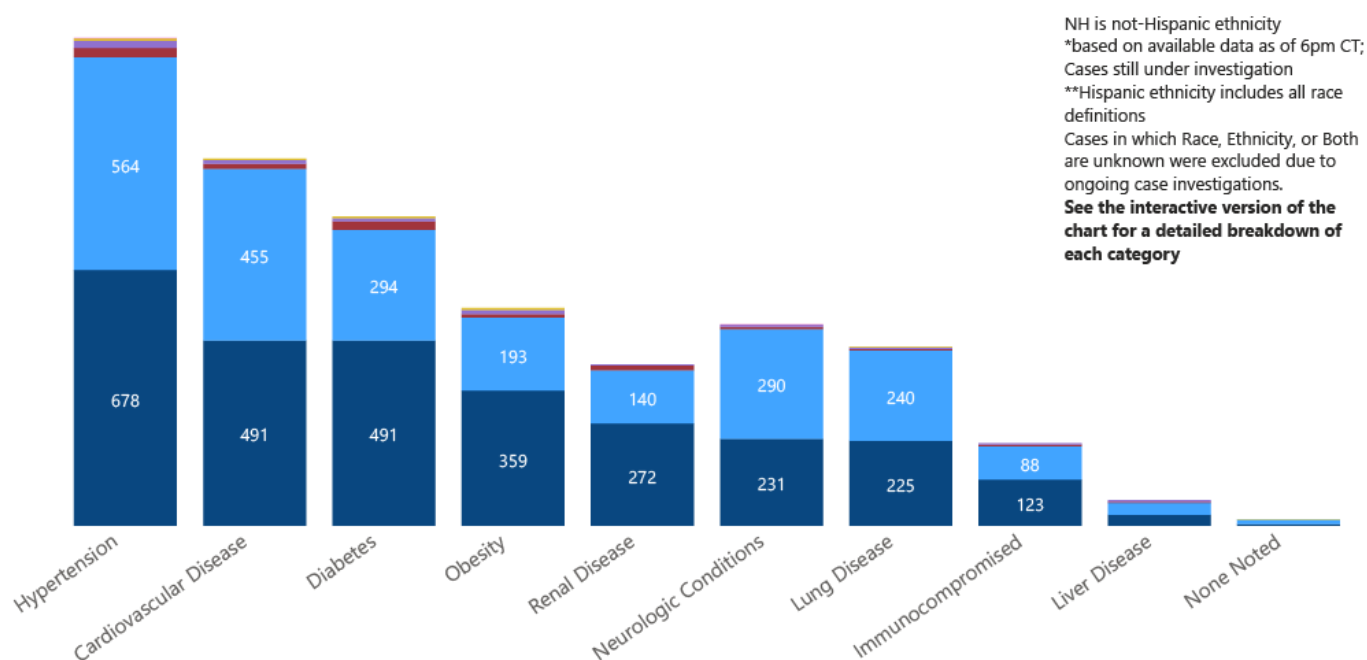


## Weekly Statewide Data Summaries

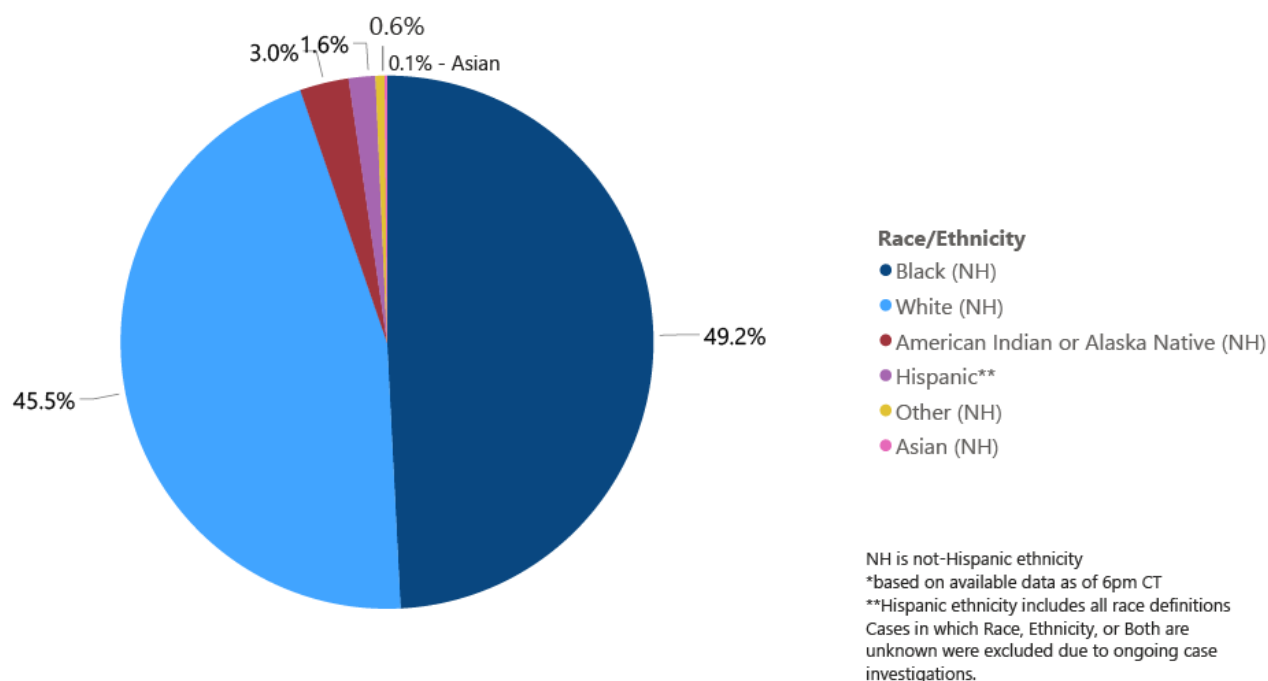
The statistical charts below are now updated weekly.

## COVID-19 Underlying Conditions in Deaths by Race/Ethnicity through August 30, 2020\*, Mississippi

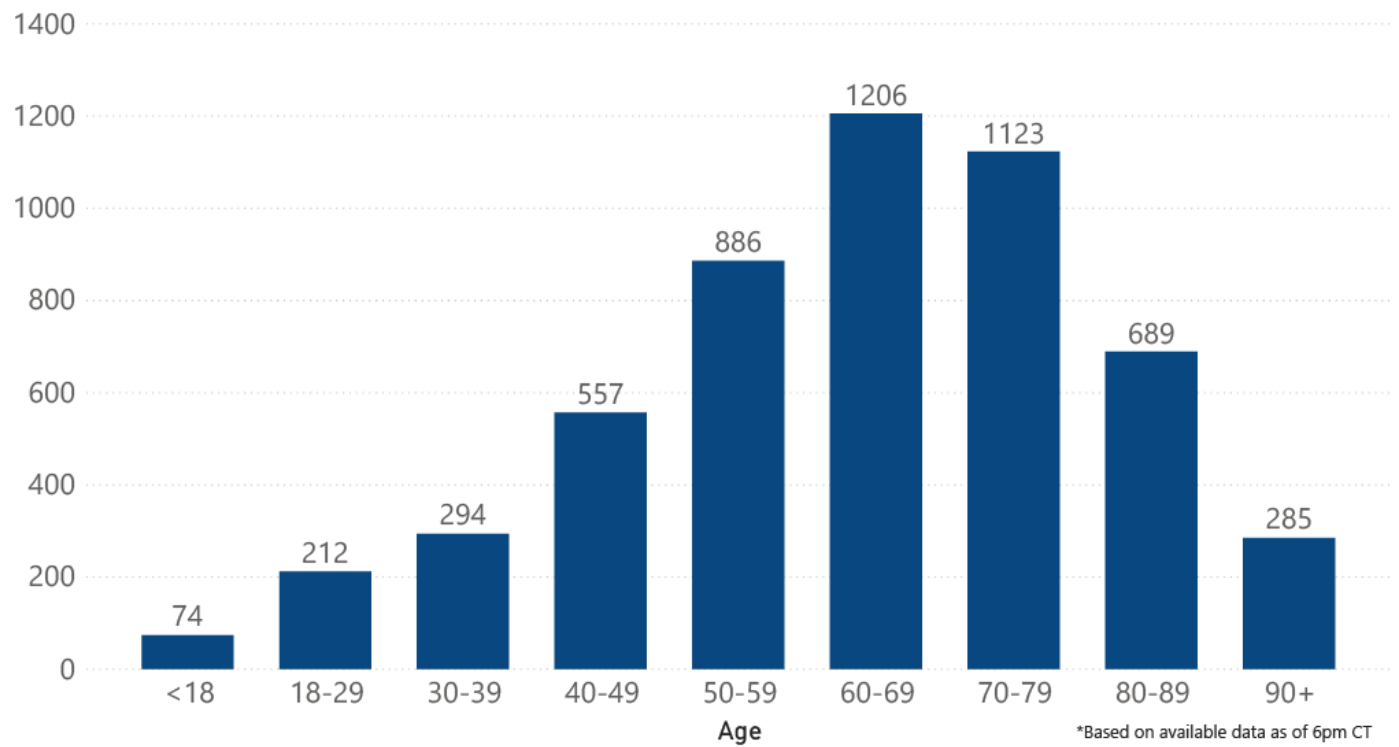
**Race/Ethnicity** ● Black (NH) ● White (NH) ● American Indian or Alaska Native (NH) ● Hispanic\*\* ● Other (NH) ● Asian (NH)



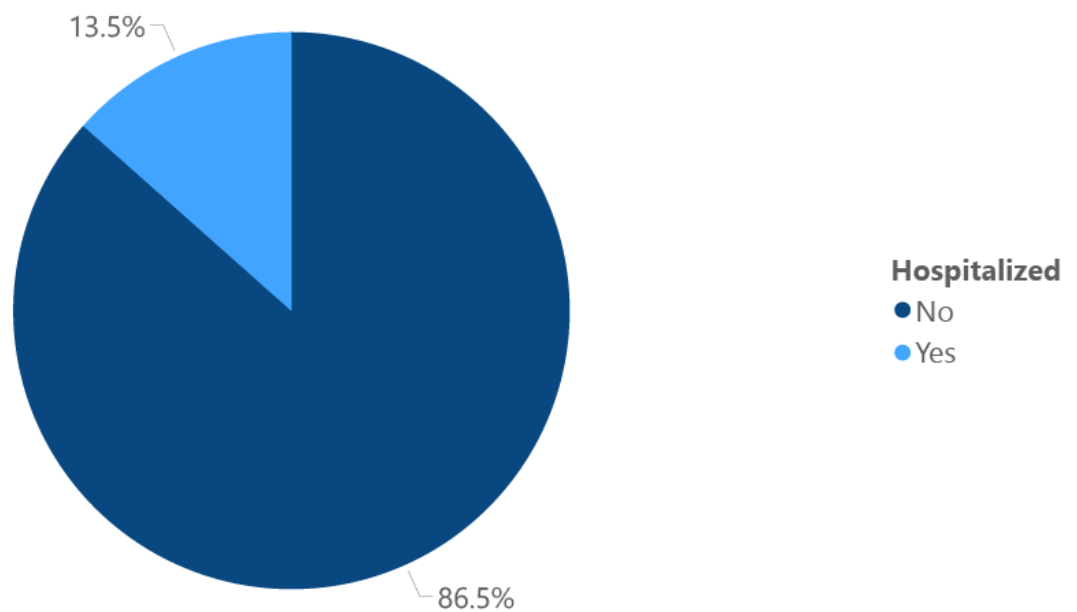
## COVID-19 Deaths by Race/Ethnicity through August 30, 2020\*, Mississippi



## COVID-19 Hospitalized Cases by Age through August 30, 2020\*, Mississippi



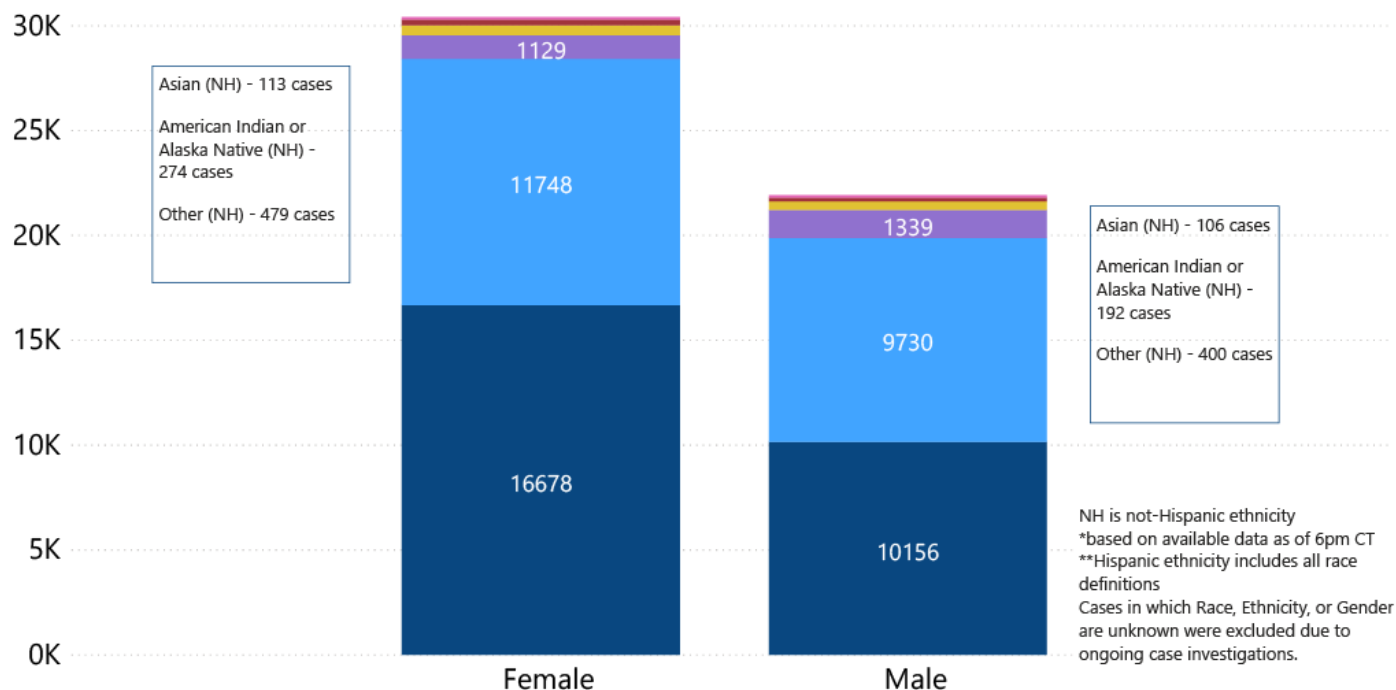
## COVID-19 Cumulative Hospitalizations-Investigated Cases August 30, 2020 \*



\* Cases in which hospitalization is unknown were excluded due to ongoing case investigations; based on available data as of 6 pm CT

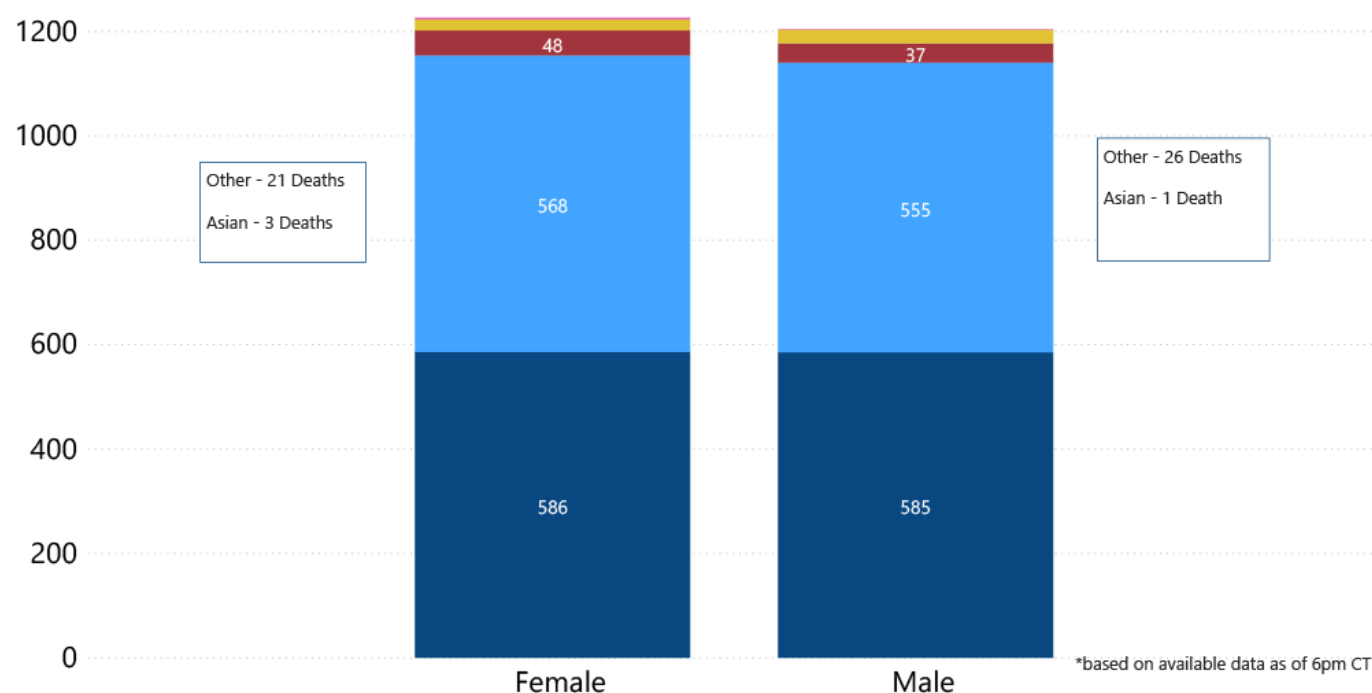
## COVID-19 Cases by Race/Ethnicity and Gender through August 30, 2020\*, Mississippi

**Race/Ethnicity** ● Black (NH) ● White (NH) ● Hispanic\*\* ● Other (NH) ● American Indian or Alaska Native (NH) ● Asian (NH)

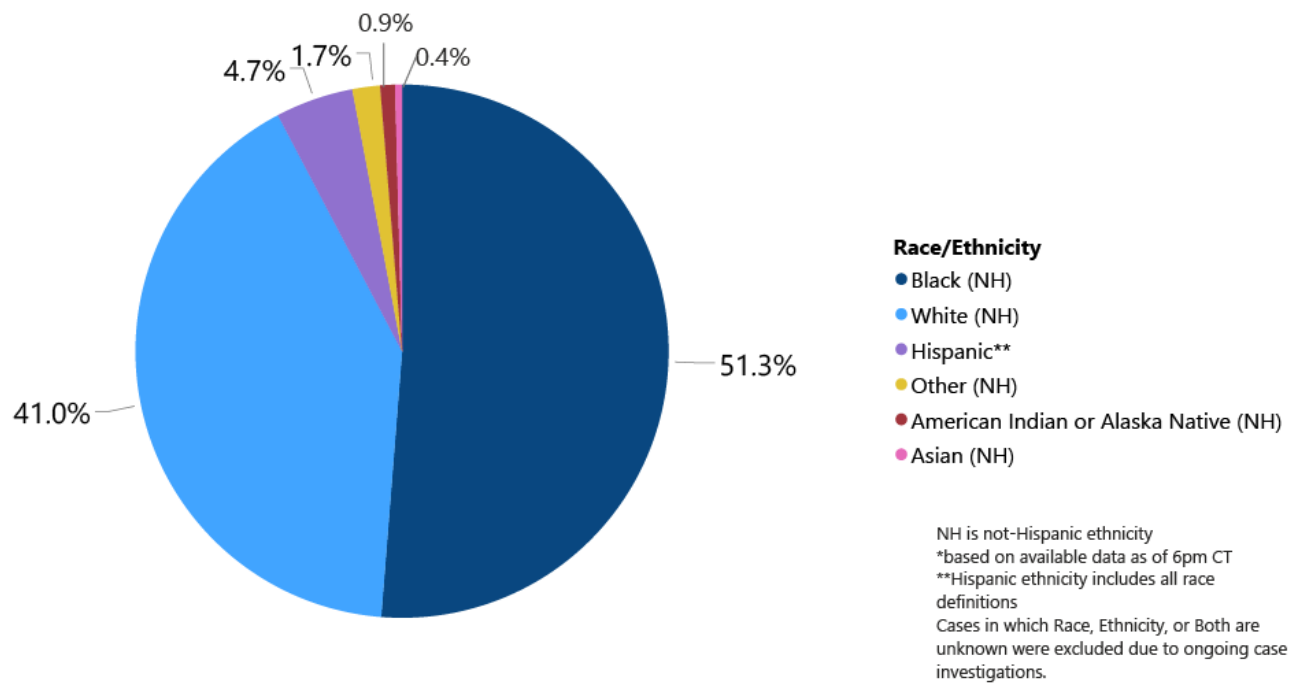


## COVID-19 Deaths by Race and Gender through August 30, 2020\*, Mississippi

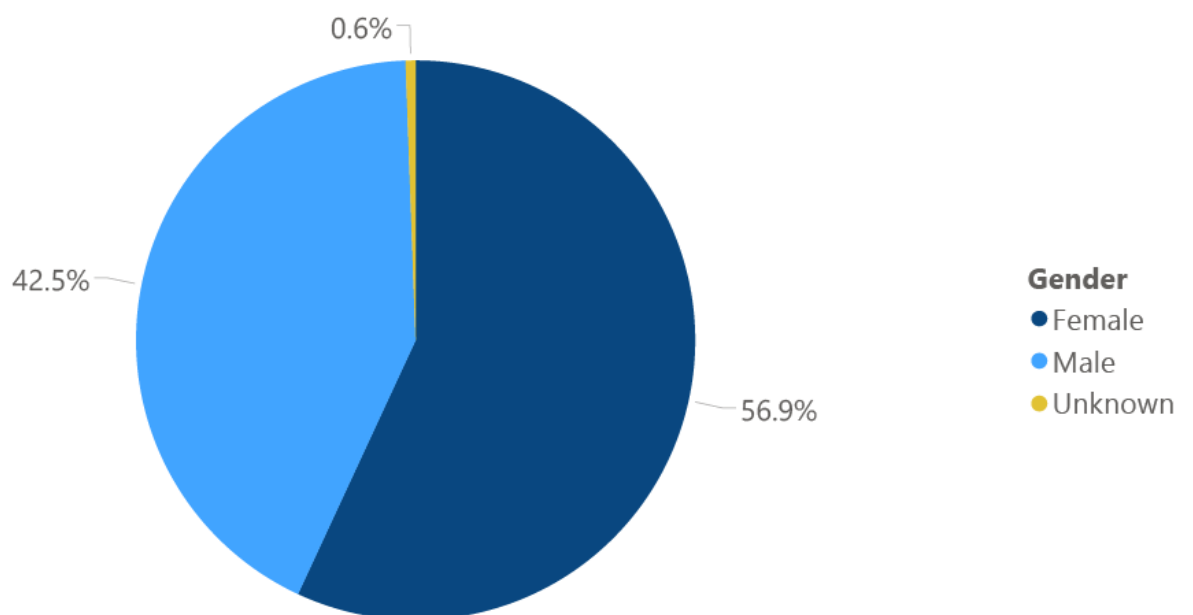
**Race** ● Black ● White ● American Indian or Alaska Native ● Other ● Asian



## COVID-19 Cases by Race/Ethnicity through August 30, 2020\*, Mississippi



## COVID-19 Cases by Gender through August 30, 2020\*, Mississippi



\*Based on available data as of 6pm CT

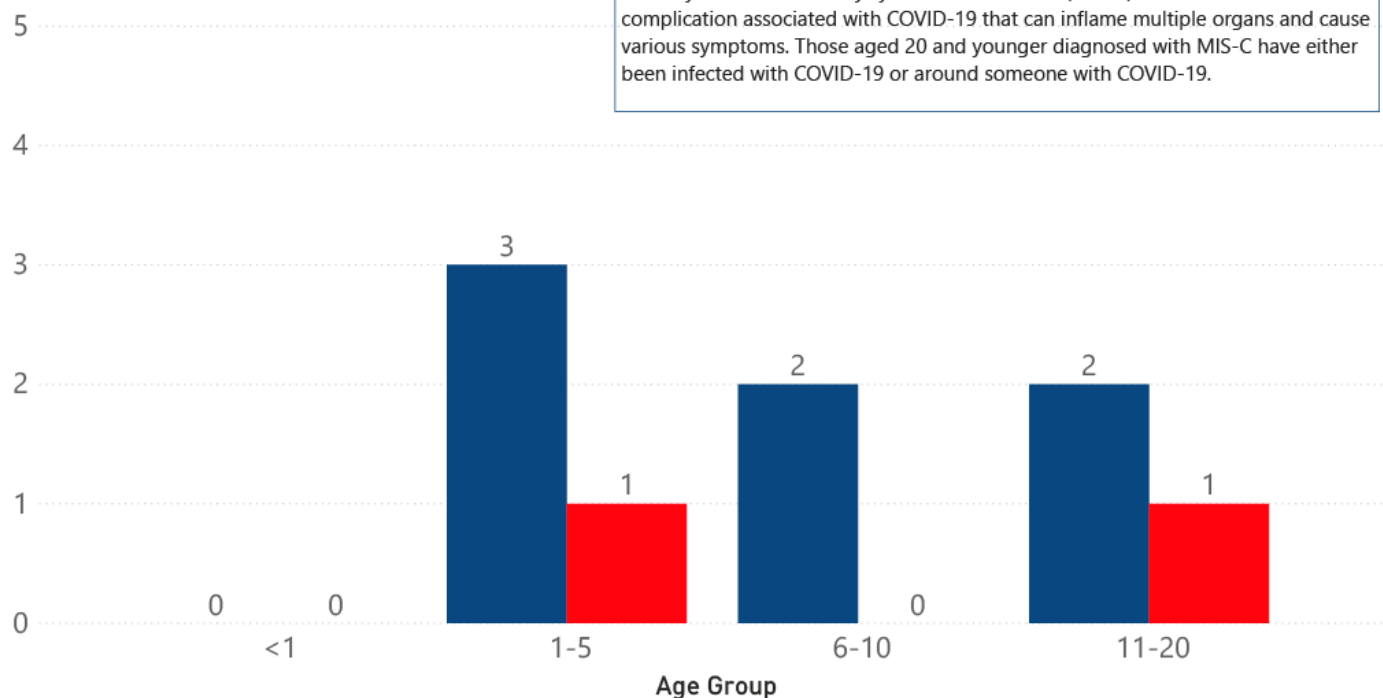
## Weekly Pediatric MIS-C Cases and Deaths

[Multisystem inflammatory syndrome in children \(MIS-C\)](#) is a rare but serious condition associated with COVID-19 that causes inflammation in many body parts, including the heart and other vital organs.



## MIS-C\* Cases and Deaths by Age Group through September 1, 2020, Mississippi

● MIS-C Cases ● MIS-C Deaths



## Weekly High Case and High Incidence Counties

Tracking counties with recent high numbers of COVID-19 cases, adjusted for population, provides insight on where local outbreaks are most serious, and where protective measures should be increased. For more accurate reporting, these weekly charts include sample collection dates only up to seven days in the past to allow for case investigation and delays in lab test reports.

Cases counts in these charts is based on the date of illness onset. If the date of illness is not known, the date the test sample was taken, or the date of test result reporting is used instead. Counts are adjusted as cases are investigated.

Counties are ranked by highest weekly case counts, and by weekly incidence (cases proportional to population). A separate table ranking all counties is also available. **All tables updated weekly.**

► [Full tables of counties ranked by weekly incidence and cases](#) PDF

### COVID-19 High Incidence MS Counties Over 1 Week Period (August 17-August 23, 2020\*)

County	Cases (August 17-August 23)	Cases per 100,000 (August 17-August 23)	Cases to Date	Cases per 100,000 Total	Percent Change
ISSAQUENA	64	4822.9	97	7309.7	194%
TUNICA	50	519.1	450	4671.9	13%
SHARKEY	22	509.1	251	5808.8	10%
BOLIVAR	123	401.6	1492	4871.4	9%
QUITMAN	25	368.1	322	4740.9	8%
LEE	237	277.4	2177	2548.1	12%
PANOLA	94	274.9	1294	3784.5	8%
PONTOTOC	88	273.5	1059	3291.5	9%
LAFAYETTE	145	268.4	1436	2658.3	11%
OKTIBBEHA	131	264.2	1439	2902.0	10%
SUNFLOWER	66	262.8	1260	5017.9	6%
PRENTISS	66	262.7	624	2483.5	12%

\*based on available data as of 6pm CT

Cases based on test date. Cases without test date excluded due to ongoing investigations.

Table will be updated weekly. A one week lag is used for reporting.

### COVID-19 High Case MS Counties Over 1 Week Period (August 17-August 23, 2020\*)

County	Cases (August 17-August 23)	Cases per 100,000 (August 17-August 23)	Cases to Date	Cases per 100,000 Total	Percent Change
DESOTO	378	204.4	4624	2500.2	9%
HINDS	237	102.2	6531	2817.0	4%
LEE	237	277.4	2177	2548.1	12%
JACKSON	226	157.4	3005	2092.4	8%
HARRISON	221	106.2	3300	1585.9	7%
LAFAYETTE	145	268.4	1436	2658.3	11%
OKTIBBEHA	131	264.2	1439	2902.0	10%
LAUDERDALE	124	167.3	1756	2369.0	8%
BOLIVAR	123	401.6	1492	4871.4	9%
WASHINGTON	114	259.6	1989	4529.8	6%
RANKIN	113	72.8	2850	1835.5	4%
MADISON	112	105.4	2971	2795.7	4%

\*based on available data as of 6pm CT

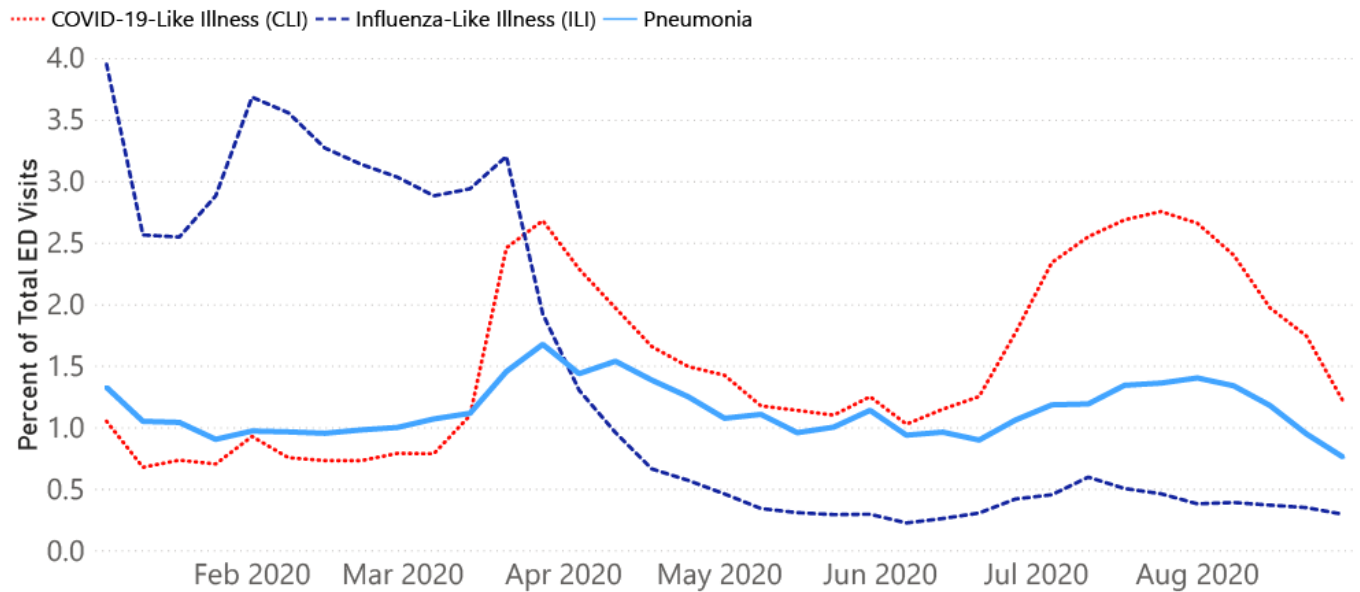
Cases based on test date. Cases without test date excluded due to ongoing investigations.

Table will be updated weekly. A one week lag is used for reporting.

## Syndromic Surveillance

Emergency department visits by those with symptoms characteristic of COVID-19, influenza and pneumonia, updated weekly.

## Percentage of Emergency Department and Clinic visits for CLI, ILI, and Pneumonia Cases Weekly Statewide Summary, January 4, 2020 - August 29, 2020



\*The graph represents syndromic surveillance data from emergency department visits, reported electronically by hospitals throughout the state, that are consistent with COVID-19-Like Illness (CLI), Influenza-Like Illness (ILI), and Pneumonia. Based on available data as of 6pm CT. Graph will be updated weekly.

## Estimated Recoveries

Presumed COVID-19 cases recovered, estimated weekly (does not include cases still under investigation).

### COVID-19 Presumed Recovered Cases through August 30, 2020, Mississippi

**67,918**  
Presumed Recovered\*

\*Reflects Provisional Estimates. Presumed Recovered if:

- 1) It has been 14 days or more since the case tested positive, if they were not hospitalized
- 2) It has been 21 days or more since the case tested positive, if they were hospitalized or hospitalization was unknown.

All deaths excluded. Presumed recovered counts will be updated weekly.

## U.S. and World Cases

- ▶ [COVID-19 cases in the United States \(CDC\)](#)
- ▶ [U.S. COVID-19 Tracker \(CDC\)](#)
- ▶ [COVID-19 Global Case Map \(Johns Hopkins University\)](#)

---

## COVID-19 Testing

### Statewide Combined Testing as of September 2

COVID-19 testing providers around the state include commercial laboratories as well as hospital labs. Combined with testing done by the MSDH Public Health Laboratory, the figures provide a complete picture of all Mississippi testing.

**PCR** testing detects current, active COVID-19 infection in an individual.

**Antibody** (serology) testing identifies individuals with past COVID-19 infection based on antibodies they develop one to three weeks after infection.

**Antigen** testing is another way to identify current COVID-19 infection.

	Total tests	PCR	Antibody	Antigen
MSDH Public Health Laboratory	101,186	99,946	1,240	0
Other testing providers	540,439	482,351	25,817	32,271
Total tests for COVID-19 statewide	<b>641,625</b>	<b>582,297</b>	<b>27,057</b>	<b>32,271</b>

### MSDH Individuals Tested as of September 3

MSDH Public Health Laboratory (MPHL) testing totals as of 3 p.m. These totals are for tests performed at the MPHL only.

- Total individuals tested by the MPHL: **76,375**
- Total positive individuals from MPHL tests: **8,429**

### Getting Tested for COVID-19

The MSDH Public Health Laboratory, its partners, and private providers are testing statewide for COVID-19.

Anyone with symptoms of fever, severe cough or severe chest pains – especially those who are older or in poor health – should make arrangements for testing with their doctor or one of the many healthcare providers now performing testing. Healthcare providers can assess your health history and symptoms, and perform testing for COVID-19 as needed. MSDH is also helping conduct free drive-up testing sites in many parts of the state. **Always call ahead to the testing provider for instructions on safely being examined before you visit for your test.**

- ▶ [Find a COVID-19 testing provider near you](#)

- ▶ [Video: A tour through COVID-19 testing at the MSDH Public Health Lab](#)

## Prevention and Guidance for Individuals and the Community

- ▶ [Preventive steps to take, recommendations, guidance and general information on COVID-19](#)

Subscribe to our free newsletter and health alerts:



Last reviewed on Mar 5,

2020

[error on this](#)

[email page](#)

[print](#)

### *Related resources*

- ▶ [IT IS REAL: COVID-19 as Told by Survivors](#)
- ▶ [Local COVID-19 Testing Providers](#)
- ▶ [COVID-19 Guidance and Prevention for Individuals and the Community](#)  
Updated September 1, 2020

### *More topics*

- ▶ [\[ Espanol, Tieng Viet, ASL \]](#)
- ▶ [County Data](#)
- ▶ [Diagnostic Testing EUA](#)
- ▶ [Handouts and Posters](#)
- ▶ [Healthcare Professionals](#)
- ▶ [Interactive Map and Charts](#)
- ▶ [Long-Term Care Outbreaks](#)
- ▶ [Prevention and Safety Guidance](#)
- ▶ [School Cases and Outbreaks](#)
- ▶ [Testing for COVID-19](#)



A few feet makes a big difference.

**#stopcovid19**

#### **AGENCY**

[About Us](#)

[Administration](#)

[Board of Health](#)

[County Offices](#)

[Institutional Review](#)

[Jobs](#)

[Locations](#)

[Public Health Laboratory](#)

[RFPs/Grants](#)

[More »](#)

---

[Intranet](#)

[OHIT+ER Service Center](#)

[Webmail](#)

---

## INFORMATION

[Apps](#)

[Calendar of Events](#)

[Contact Us](#)

[Meetings](#)

[Health Resources](#)

[Hotlines](#)

[Locations](#)

[News](#)

[Newsletter](#)

[Phone Numbers](#)

[Español](#)

---

## I NEED A ...

[Birth Certificate](#)

[Certificate of Need](#)

[Children's Health Insurance](#)

[Complaint Form](#)

[Criminal History Check](#)

[Death Certificate](#)

[Divorce Record](#)

[Food Permit](#)

[Immunization Record](#)

[J-1 Visa](#)

[License Verification](#)

[Marriage Record](#)

[Professional License](#)

[Public Records Request](#)

[Wastewater Application](#)

---

## PUBLICATIONS

[Annual Report](#)

[CON Weekly Reports](#)

[Health Facilities Directory](#)

[Mississippi Morbidity Reports](#)

[Public Health Report](#)

State Health Plan

Strategic Plan

*More »*

Mississippi State Department of Health • 570 East Woodrow Wilson Dr • Jackson, MS 39216 • 866-HLTHY4U • [Contact and information](#)

