

## Coronavirus Disease 2019 (COVID-19)

Updated September 9, 2020

The national Centers for Disease Control and Prevention (CDC) and the Mississippi State Department of Health continue to closely monitor the outbreak of respiratory illnesses caused by the novel (new) coronavirus COVID-19, and are working to limit the spread of cases nationally and in Mississippi. MSDH is actively working with doctors and hospitals to quickly identify cases and respond effectively to limit this outbreak.



**Home isolation is mandatory if you have tested positive for COVID-19** by [order of the State Health Officer](#). If you have been in contact with someone who has COVID-19, quarantine is also important to protect others.

### ► What you should do

If you are awaiting results of **routine testing** not related to exposure, you may [return to work](#) and follow the safety guidance of your employer.

## Healthcare Professionals

Guidance and more →

- MSDH guidance
- Electronic reporting
- Specimens
- Lab dropoff
- CDC guidance
- MS-HAN Alerts

### ALL HEALTHCARE

## Current Cases and Statistics

County and state data →

- Current cases and deaths
- County data summaries
- Data charts and map
- Schools and LTC facilities
- Lab testing
- Recoveries

## ALL STATISTICS

### Prevention, Safety and Testing

Personal and community →

- ▶ Personal protection
- ▶ Gatherings and events
- ▶ Business and community
- ▶ School guidelines
- ▶ State agencies
- ▶ Getting tested

## ALL PREVENTION

Mississippi Coronavirus Hotline (7 days a week, 7 a.m.–7 p.m.): **877-978-6453**

**Report a restaurant not following COVID-19 safety orders** : E-mail the details to [food@msdh.ms.gov](mailto:food@msdh.ms.gov)

**Face coverings are required** by order of the Governor for all Mississippians in [schools](#), businesses and indoor public spaces, and in outdoor public spaces where consistent social distancing is not possible. [Details and exceptions »](#)

## General Information

- ▶ [Overview, questions and answers, handouts, and information in other languages](#)

## COVID-19 in Mississippi

### New Cases and Deaths as of September 8

#### NEW CASES

**426**

New COVID-19 positive test results reported to MSDH as of 6 p.m. yesterday.

#### NEW DEATHS

New COVID-19 related deaths reported to MSDH as of 6 p.m. yesterday.

County	Total
Alcorn	1
Amite	1
Chickasaw	1
Covington	1
Harrison	2
Hinds	5
Jackson	3
Jefferson Davis	1
Lafayette	1
Lauderdale	2
Leake	2
Lee	1
Montgomery	1
Neshoba	1
Newton	1
Rankin	1
Washington	1
Yazoo	1

\* **12** confirmed COVID-19 related deaths between July 14 and August 28, identified from death certificate reports.

County	Total
Alcorn	1
Harrison	1
Jackson	1
Jones	1
Lamar	1
Lee	1
Marion	1
Scott	1
Sunflower	2
Tate	1
Yazoo	1

## LTC OUTBREAKS

Current outbreaks in long-term care facilities only. (See [LTC facility outbreak definition](#).)

**About our case counts:** We currently update our case totals each day based on test results from the previous day. Outside laboratories also report positive test results to us, which are included in our totals. Repeated tests for the same individual are counted only once. County case numbers and deaths may change as investigation finds new or additional information.

## County COVID-19 Data

### Race and Ethnicity

- [Total COVID-19 cases and deaths by county, race and ethnicity](#) PDF  
Current and past data tables, updated daily

### Trends and Data for Individual Counties

- [Weekly COVID-19 summaries for each Mississippi county](#)

### High Cases and Incidence

- [Mississippi counties ranked by weekly cases and incidence](#)

### Cumulative Cases and Deaths by County

Totals of all reported COVID-19 cases for 2020, including those in long-term care (LTC) facilities.

**The numbers in this table are provisional.** County case numbers and deaths may change as investigation finds new or additional information. The data provided below is the most current available.

County	Total Cases	Total Deaths	Total LTC Facility Cases	Total LTC Facility Deaths
<a href="#">Adams</a>	830	32	46	12
<a href="#">Alcorn</a>	694	9	17	1
<a href="#">Amite</a>	286	9	14	2
<a href="#">Attala</a>	605	25	90	20
<a href="#">Benton</a>	207	1	2	0
<a href="#">Bolivar</a>	1664	58	160	21
<a href="#">Calhoun</a>	493	11	25	4
<a href="#">Carroll</a>	297	12	45	9
<a href="#">Chickasaw</a>	610	23	43	12
<a href="#">Choctaw</a>	164	4	1	0
<a href="#">Claiborne</a>	443	16	43	9
<a href="#">Clarke</a>	494	32	55	13
<a href="#">Clay</a>	514	16	3	1
<b>Total</b>	<b>87,805</b>	<b>2,623</b>	<b>5,428</b>	<b>1,083</b>

County	Total Cases	Total Deaths	Total LTC Facility Cases	Total LTC Facility Deaths
Coahoma	1055	22	78	2
Copiah	1133	31	46	4
Covington	740	18	12	4
De Soto	4984	51*	58	12
Forrest	2242	68	157	40
Franklin	182	3	3	1
George	716	13	21	4
Greene	316	14	36	6
Grenada	986	32	103	18
Hancock	526	20	9	4
Harrison	3547	66	223	26
Hinds	6706	148	380	61
Holmes	1070	55	99	20
Humphreys	351	15	21	6
Issaquena	98	3	0	0
Itawamba	652	17	53	9
Jackson	3218	64	75	7
Jasper	507	13	1	0
Jefferson	227	9	11	3
Jefferson Davis	311	10	3	1
Jones	2246	76	178	36
Kemper	278	14*	39	9
Lafayette	1813	39	121	27
Lamar	1523	33	25	11
Lauderdale	1889	115	248	66
Lawrence	414	11	27	2
Leake	911	33	9	0
Lee	2382	63	147	29
Leflore	1275	76	187	45
Lincoln	1009	52	134	31
Lowndes	1326	56	96	32
Madison	3076	83	234	44
Marion	806	28	65	8
<b>Total</b>	<b>87,805</b>	<b>2,623</b>	<b>5,428</b>	<b>1,083</b>

County	Total Cases	Total Deaths	Total LTC Facility Cases	Total LTC Facility Deaths
--------	-------------	--------------	--------------------------	---------------------------

Marshall	1028	14	29	6
Monroe	1114	61	148	44
Montgomery	426	19*	34	9
Neshoba	1472	102	111	37
Newton	701	20	34	7
Noxubee	533	14	18	4
Oktibbeha	1607	46	191	30
Panola	1339	25	13	2
Pearl River	799	49	70	20
Perry	366	12	4	0
Pike	1180	46	80	21
Pontotoc	1135	13	6	1
Prentiss	703	15	47	3
Quitman	352	5	0	0
Rankin	3025	70	151	18
Scott	1126	23	16	3
Sharkey	256	10	43	8
Simpson	975	40	102	19
Smith	492	13	54	8
Stone	339	10	44	6
Sunflower	1317	42	56	10
Tallahatchie	680	13	13	2
Tate	893	35*	32	12
Tippah	578	16	3	0
Tishomingo	600	31	96	22
Tunica	459	13	12	2
Union	927	23	46	11
Walthall	579	24	67	13
Warren	1342	46	113	22
Washington	2086	68	105	22
Wayne	863	21	59	10
Webster	315	13	52	11
Total	87,805	2,623	5,428	1,083

County	Total Cases	Total Deaths	Total LTC Facility Cases	Total LTC Facility Deaths
Wilkinson	284	17	15	4
Winston	710	19	40	11
Yalobusha	391	13	35	7
Yazoo	997	23	46	6
<b>Total</b>	<b>87,805</b>	<b>2,623</b>	<b>5,428</b>	<b>1,083</b>

**\* Note:** A case in Montgomery County was incorrectly counted as a death. This error has been corrected. One death previously reported from Tate County should have been included in DeSoto County's data and one death in Kemper County should have been included in Montgomery County's data. All of these updates are reflected in the data above.

## Case Classifications

Mississippi investigates and reports both probable and confirmed cases and deaths according to the [CSTE case definition](#).

	Confirmed	Probable	Total
Cases	82,943	4,862	<b>87,805</b>
Deaths	2,447	176	<b>2,623</b>

Confirmed cases and deaths are generally determined by positive PCR tests, which detect the presence of ongoing coronavirus infection.

Probable cases are those who test positive by other testing methods such as antibody or antigen, and have recent symptoms consistent with COVID-19, indicating a recent infection.

Probable deaths are those individuals with a designation of COVID-19 as a cause of death on the death certificate, but where no confirmatory testing was performed.

## K-12 School Report by County

Mississippi K-12 schools make weekly reports of cases among students, teachers and staff, number of outbreaks, and teachers and students under quarantine as a result of COVID-19 exposure. These reports are then summarized by county. *Note:* An outbreak in a school setting is defined as 3 or more individuals diagnosed with COVID-19 in the same group within a 14-day period.

These cases have been directly reported to MSDH by each school, and may not yet have appeared in our state and county totals of cases reported by laboratories.

► [K-12 school cases, outbreaks and exposure totals by county](#)  
Updated weekly

## Long-Term Care Facility Cases and Outbreaks

Long-term care (LTC) facilities like nursing homes are considered high risk locations because their residents are older or in poor health. A single confirmed COVID-19 infection in an LTC facility resident, or more than one infection in employees or staff in a 14-day period constitutes an outbreak. Residential care facilities also represent group living facilities where COVID-19 can be easily spread. We investigate residents, staff and close contacts of infected individuals for possible exposure.

**These outbreak figures are reported directly to MSDH by the facility.** Many of the cases and deaths reported by facilities may not yet be included in our totals of lab-reported cases.

► [Mississippi COVID-19 cases and deaths in long-term care facilities](#) PDF

Long-term care facilities include nursing homes, personal care homes, assisted living homes, and intermediate care facilities for individuals with intellectual disability (ICF-IID)

► [Mississippi COVID-19 cases and deaths in residential care facilities](#) PDF

Residential care facilities include psychiatric or chemical dependency residential treatment centers and long-term acute care facilities.

## Ongoing Outbreaks

This weekly table of ongoing outbreaks lists all facilities that have reported a current, active outbreak of COVID-19. The reported totals are for cases and deaths associated with the current outbreak only.

**Note:** The cases and deaths in this document have been reported to us directly by the facilities, and may not have appeared yet in our county totals, which are based on reports from testing laboratories.

► [Mississippi long-term care facilities with active COVID-19 outbreaks](#)

Current and past listings

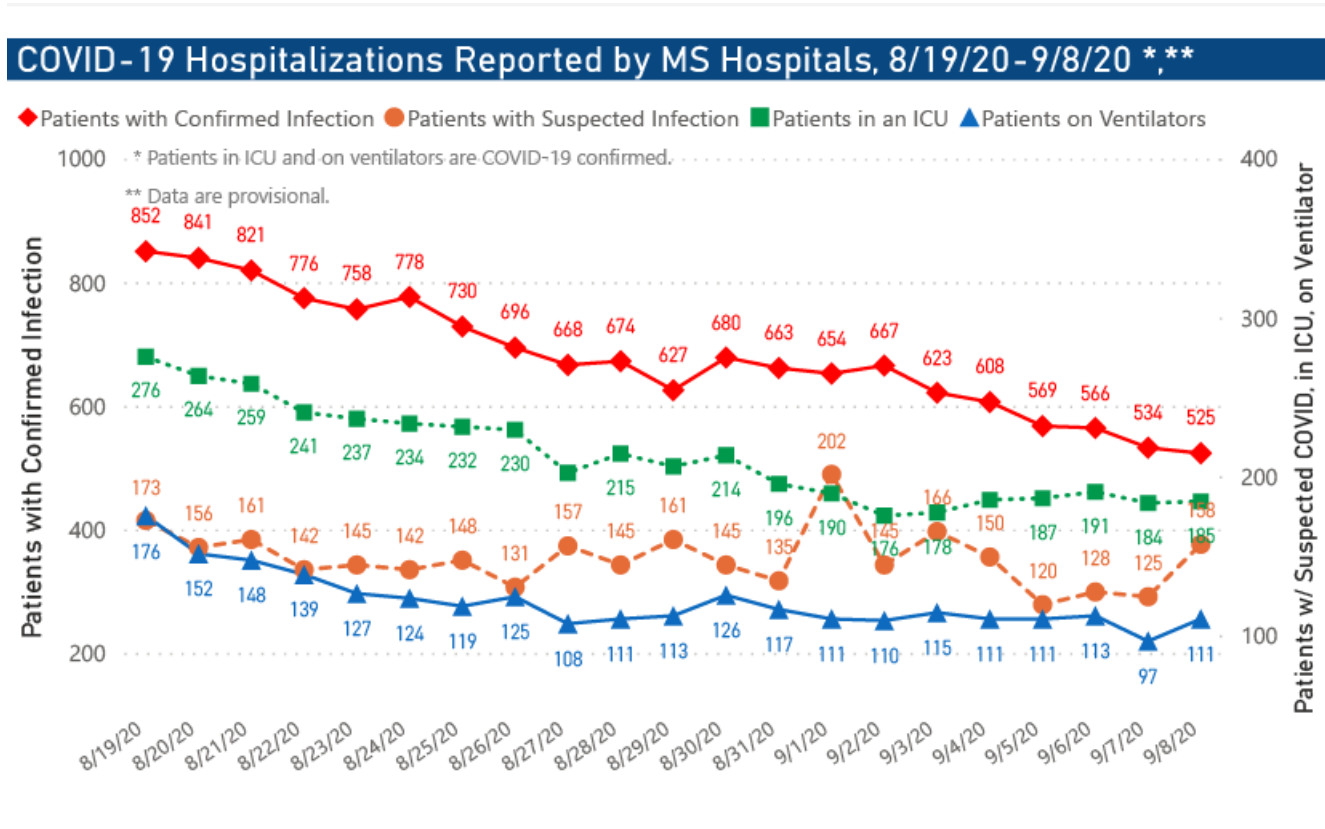
## Mississippi COVID-19 Data Charts and Map

All data reports below are updated as they become available.

## Hospitalizations and Bed Availability

► [Interactive chart of hospitalizations by date](#)

► [Interactive chart of local and state hospital bed availability](#)



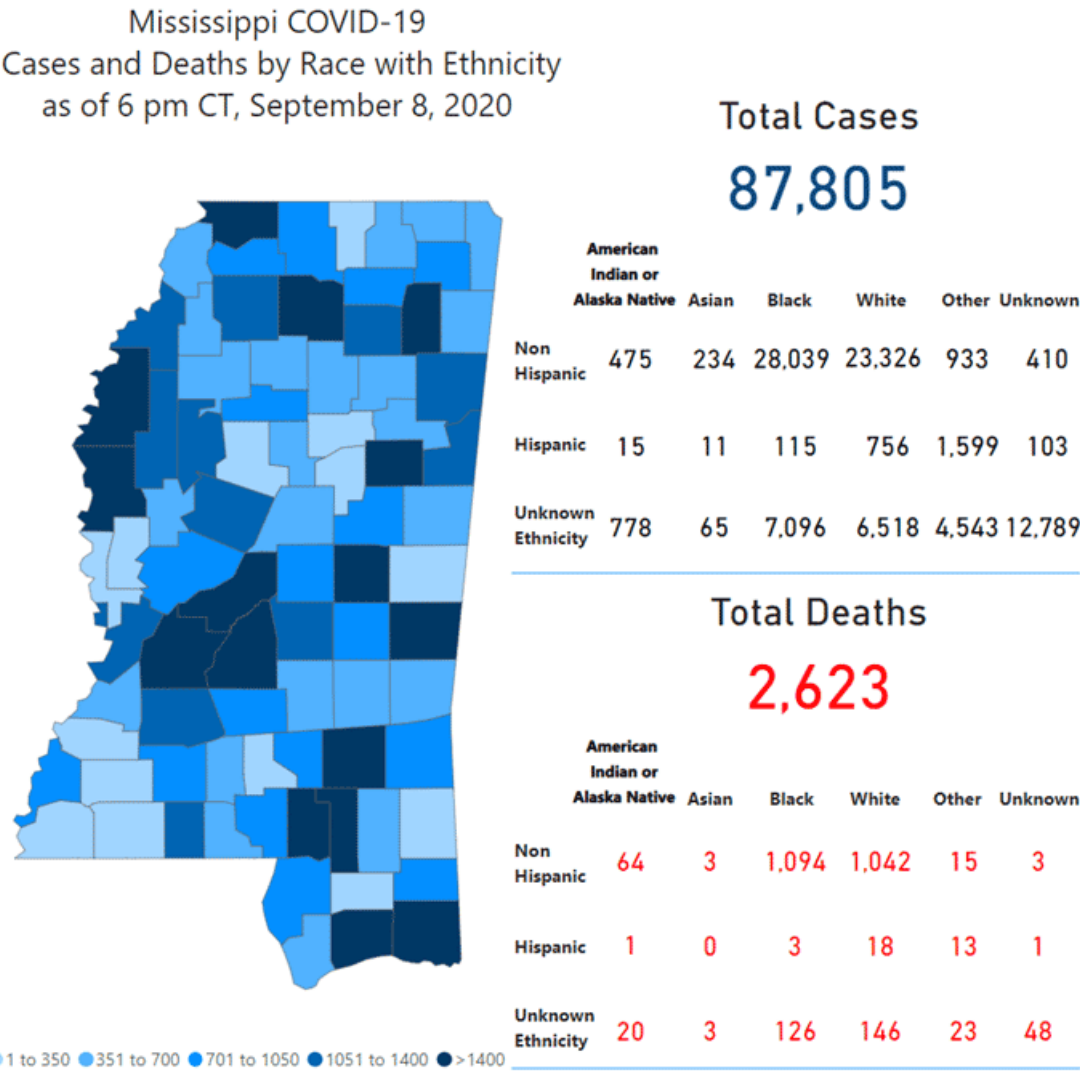


# Daily Statewide Data Charts

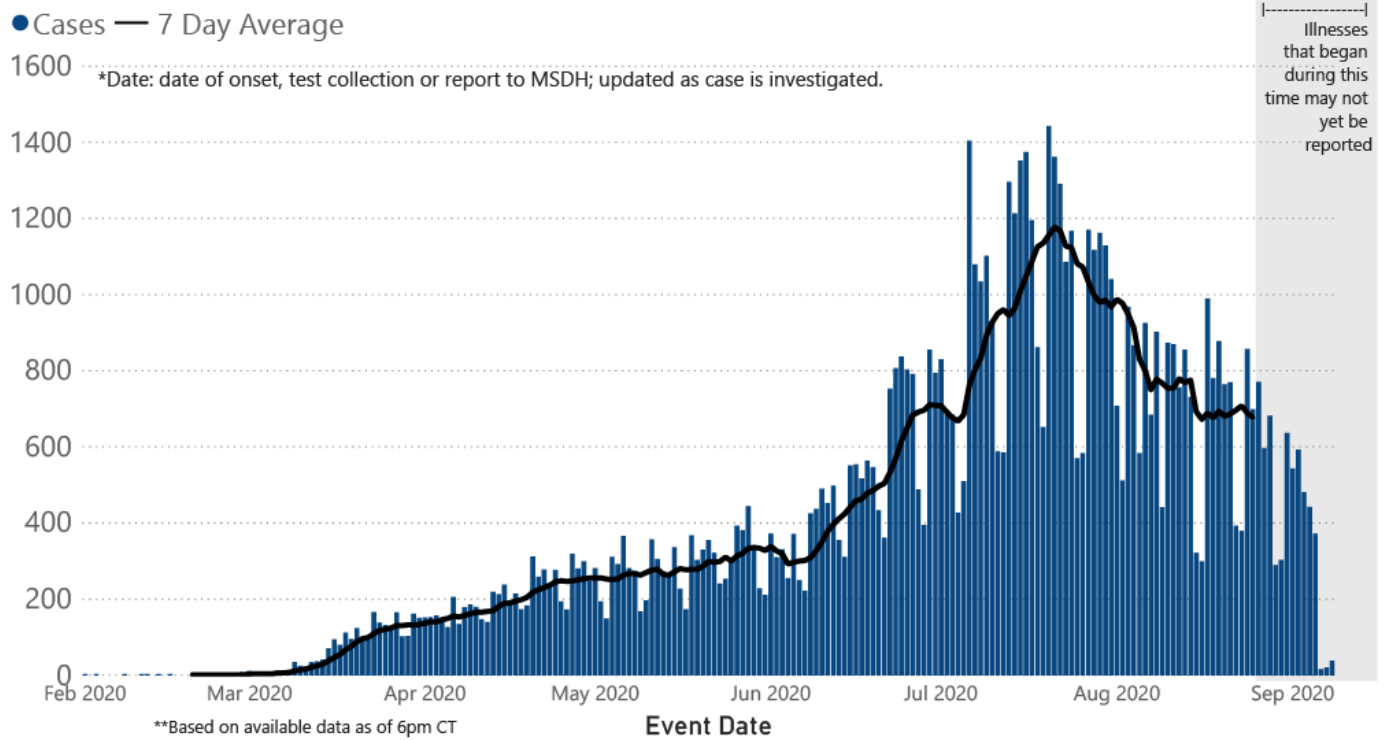
Our state case map and other data charts are also available in interactive form.

- ▶ [View interactive map](#)
- ▶ [View interactive epidemiological trend and syndromic surveillance](#)

The charts below are based on available data at the time of publication. Charts do **not** include cases where insufficient details of the case are known.

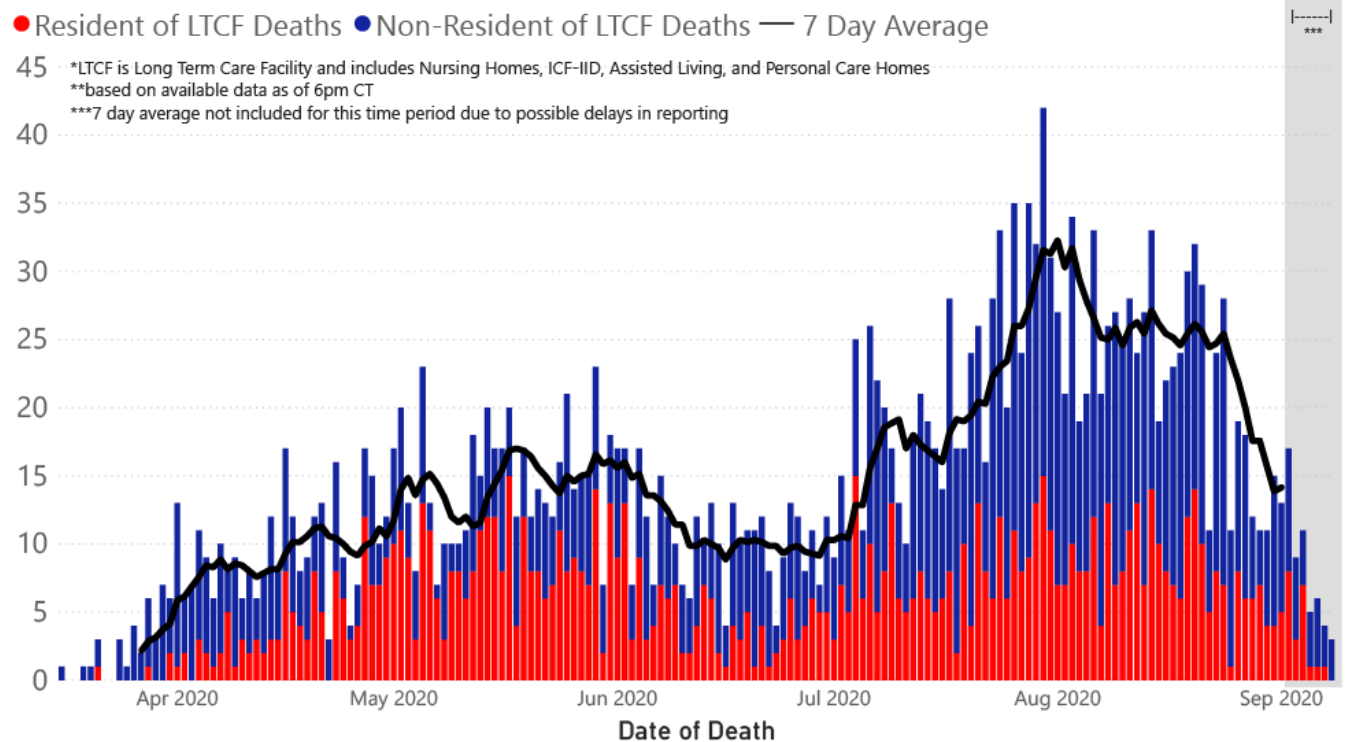


## COVID-19 Cases by Date\* through September 8, 2020\*\*, Mississippi



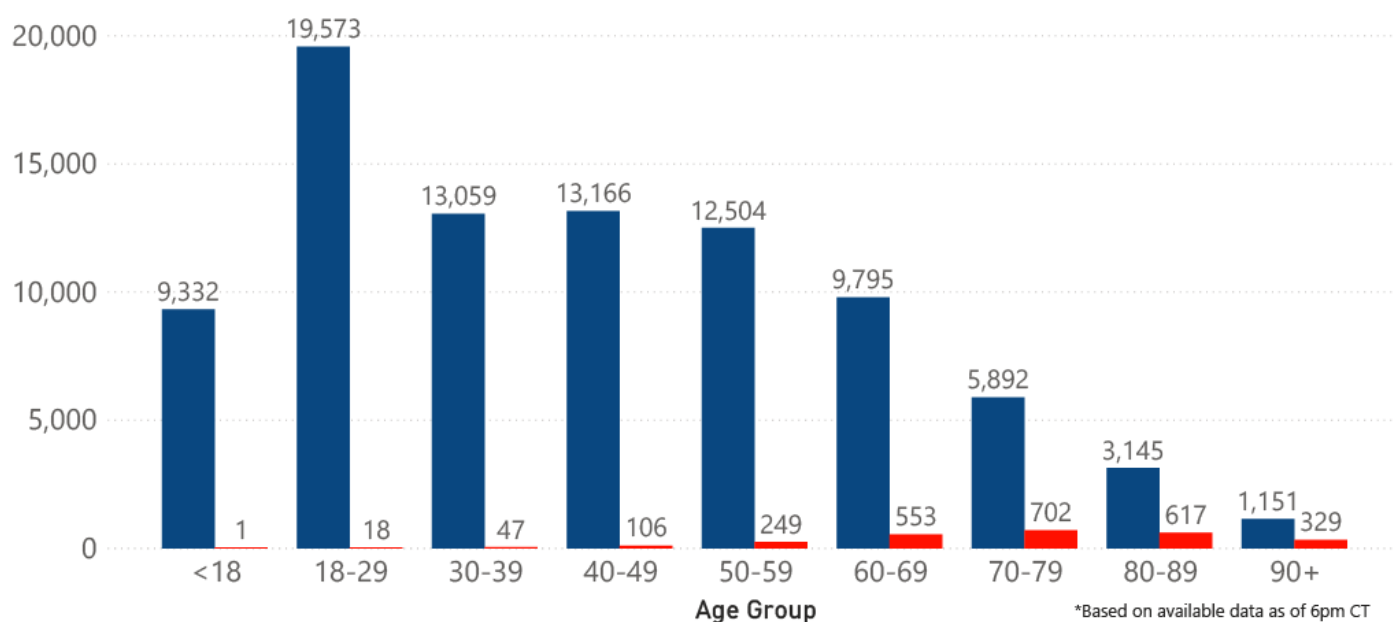
**Note:** Values up to two weeks in the past on the chart of Cases by Date above can change as we update it with new information from disease investigation.

## COVID-19 LTCF\* and Non-LTCF Deaths by Date of Death through September 8, 2020\*\*, Mississippi



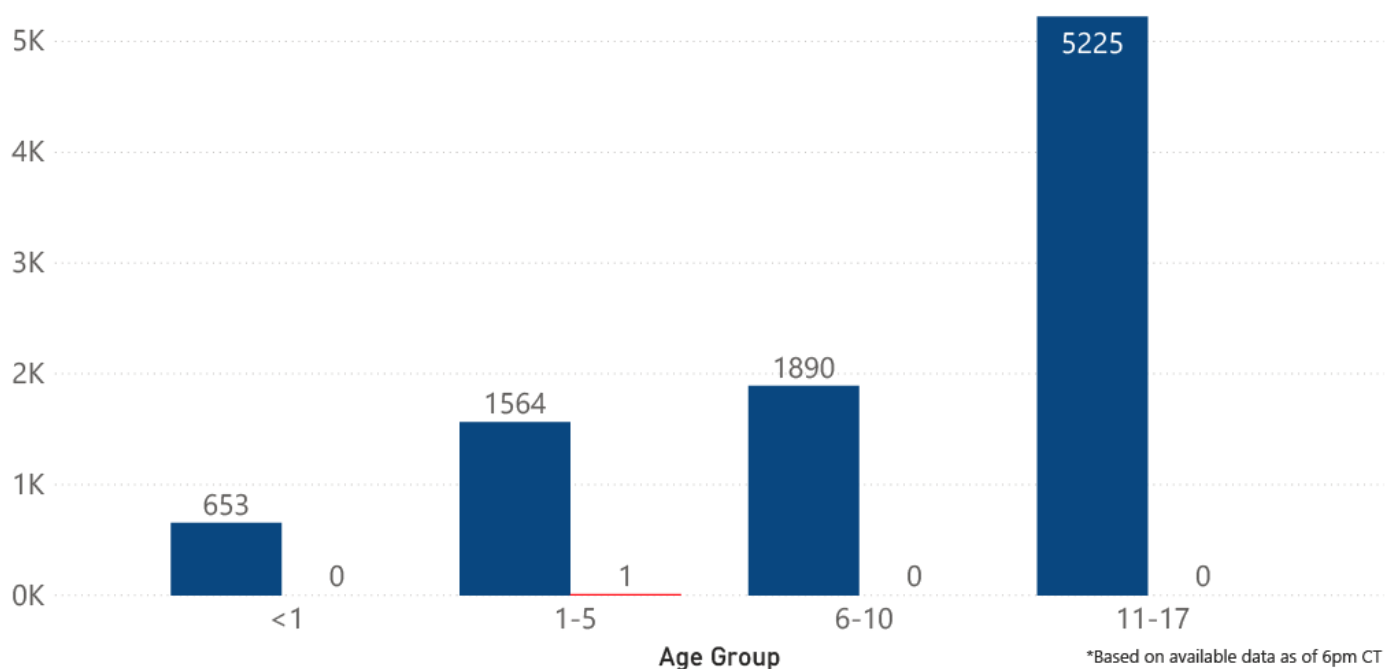
## COVID-19 Cases and Deaths by Age Group through September 8, 2020\*, Mississippi

● Cases ● Deaths



## COVID-19 Pediatric Cases and Deaths by Age Group through September 8, 2020\*, Mississippi

● Cases ● Deaths

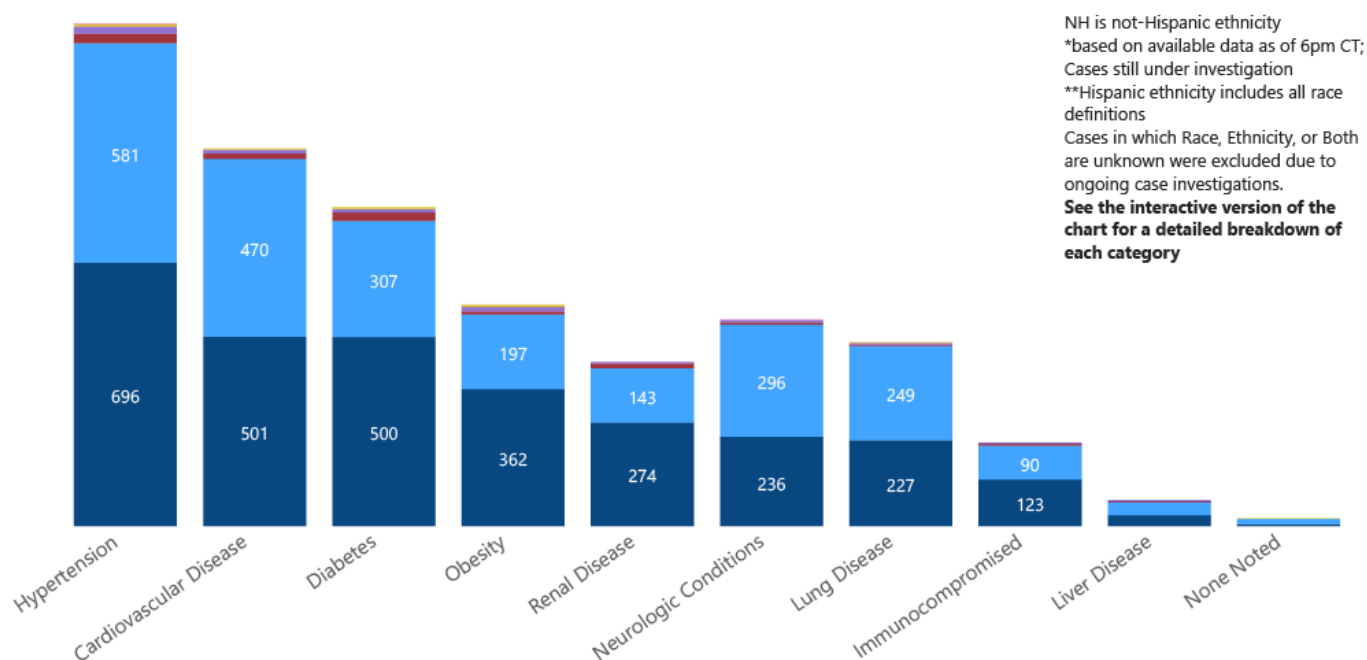


## Weekly Statewide Data Summaries

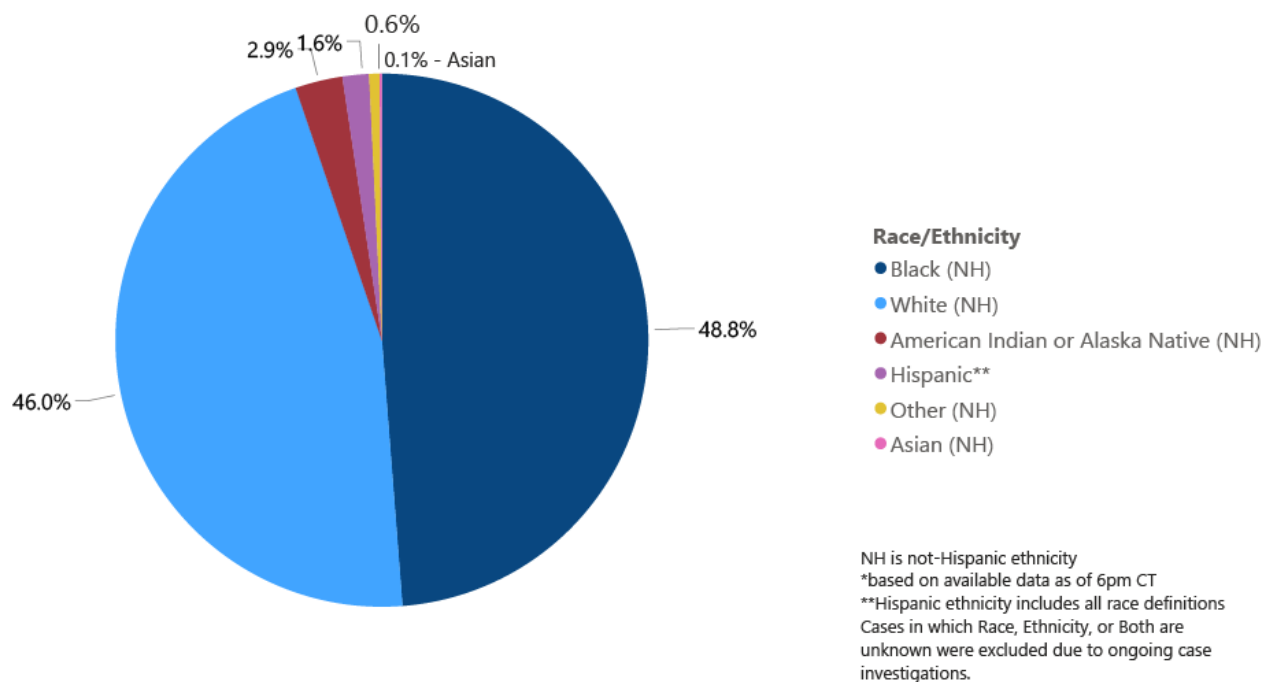
The statistical charts below are now updated weekly.

## COVID-19 Underlying Conditions in Deaths by Race/Ethnicity through September 7, 2020\*, Mississippi

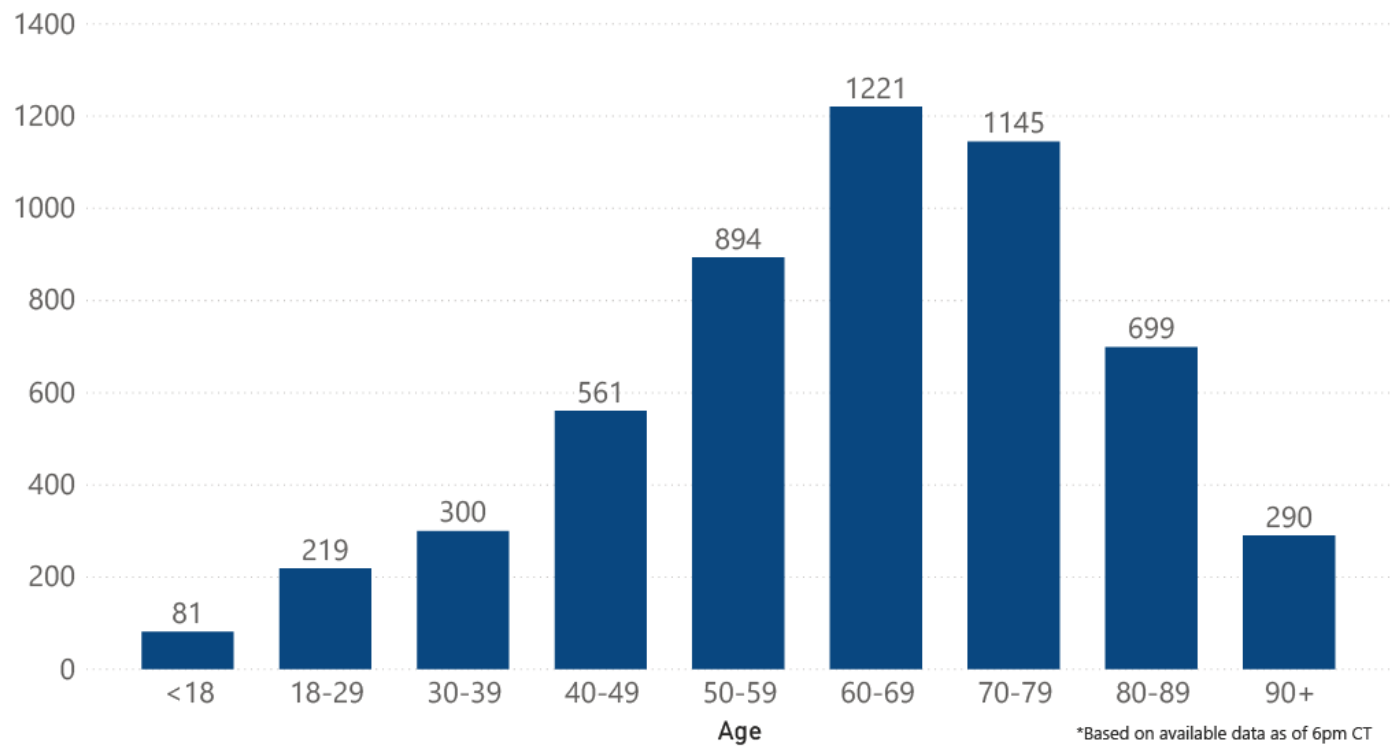
**Race/Ethnicity** ● Black (NH) ● White (NH) ● American Indian or Alaska Native (NH) ● Hispanic\*\* ● Other (NH) ● Asian (NH)



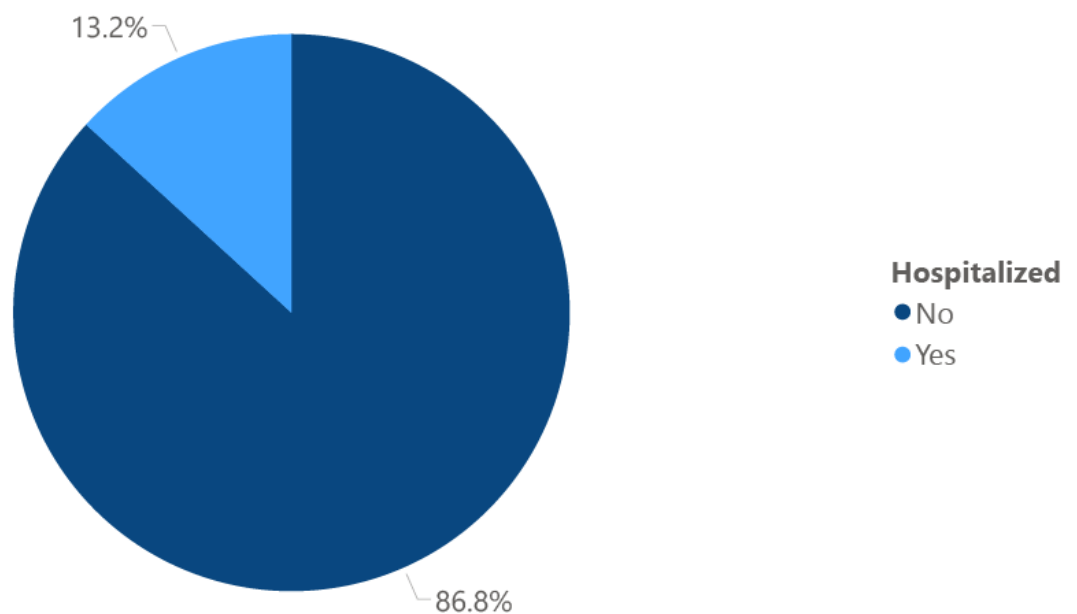
## COVID-19 Deaths by Race/Ethnicity through September 7, 2020\*, Mississippi



## COVID-19 Hospitalized Cases by Age through September 7, 2020\*, Mississippi



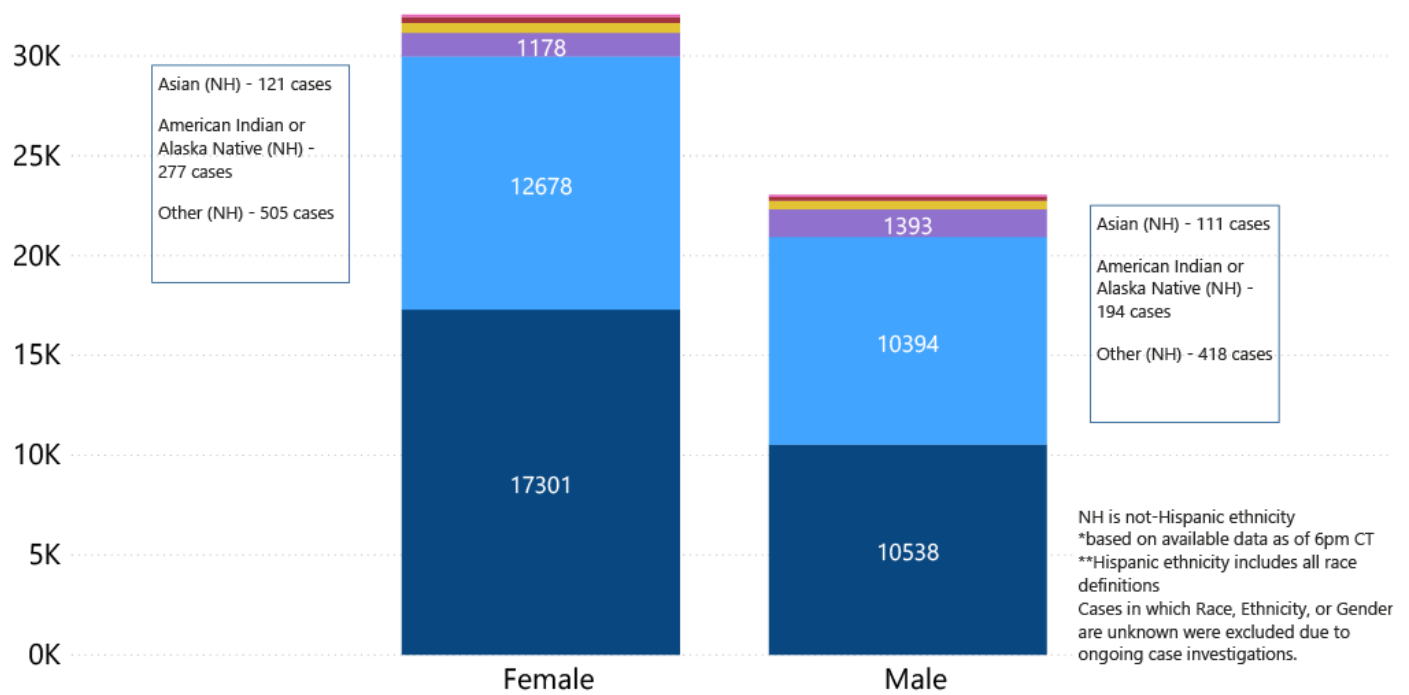
## COVID-19 Cumulative Hospitalizations-Investigated Cases September 7, 2020 \*



\* Cases in which hospitalization is unknown were excluded due to ongoing case investigations; based on available data as of 6 pm CT

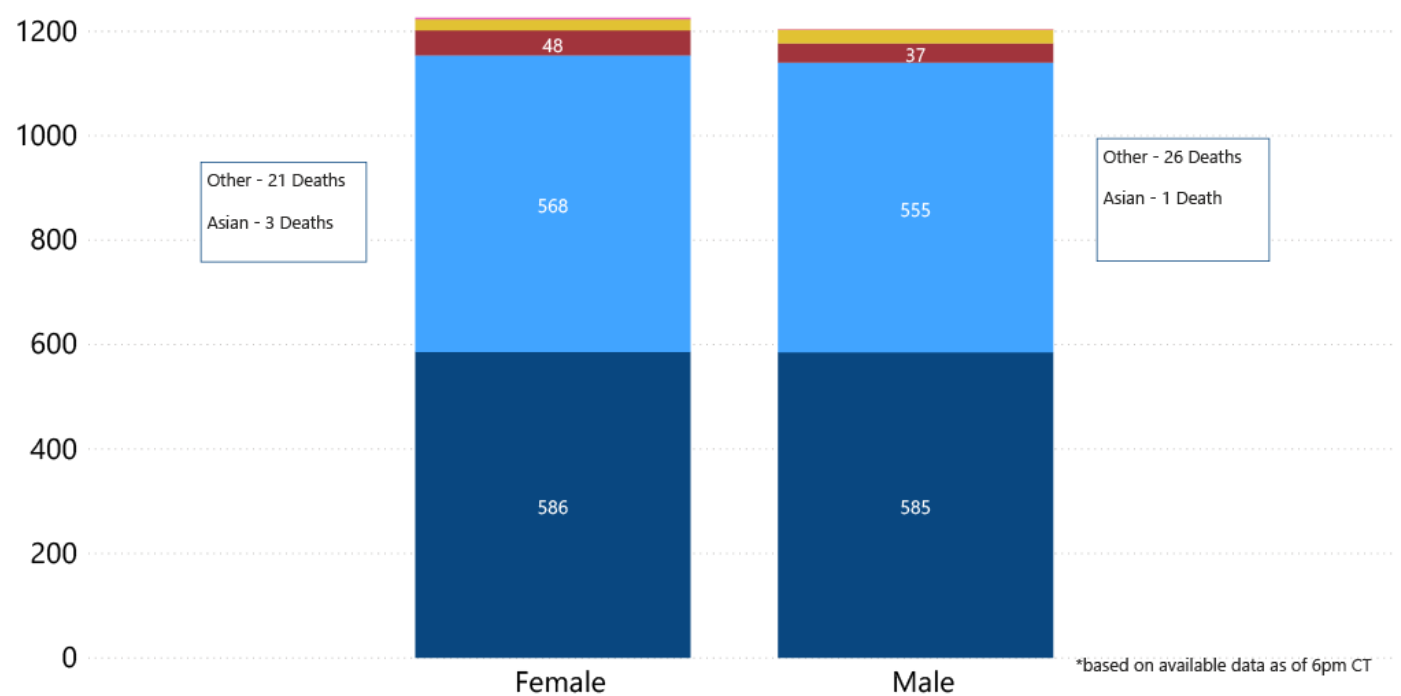
## COVID-19 Cases by Race/Ethnicity and Gender through September 7, 2020\*, Mississippi

**Race/Ethnicity** ● Black (NH) ● White (NH) ● Hispanic\*\* ● Other (NH) ● American Indian or Alaska Native (NH) ● Asian (NH)

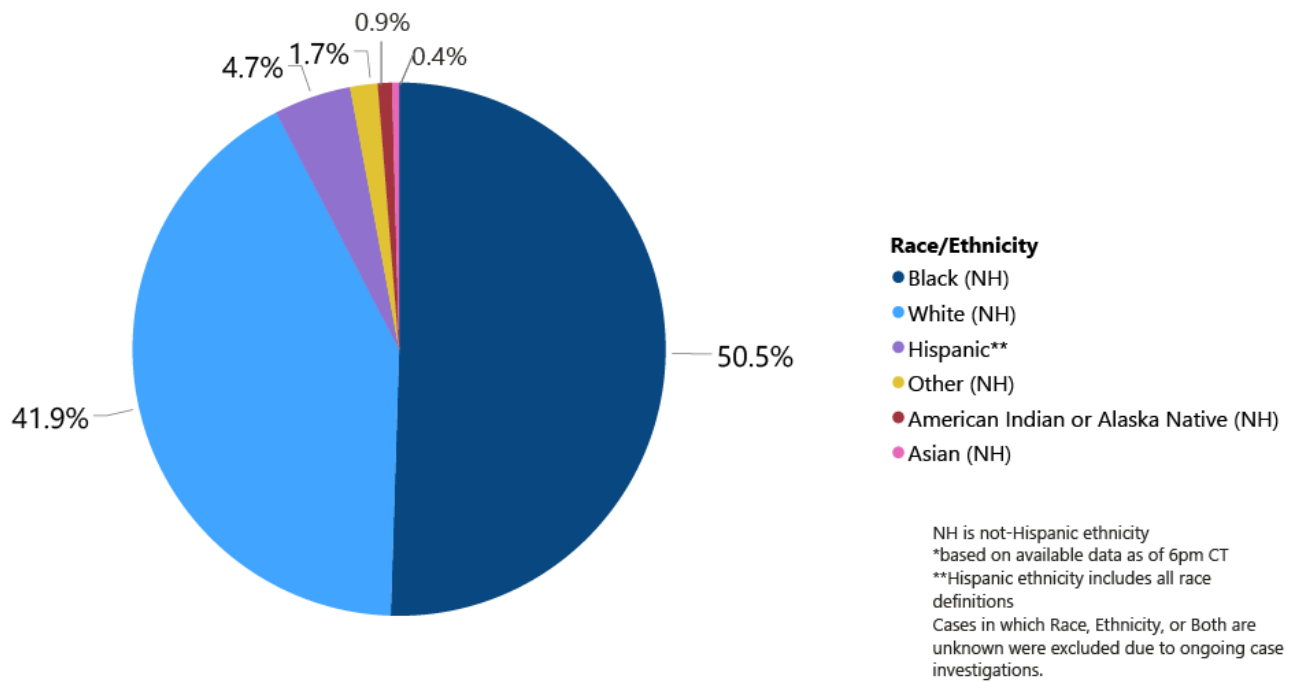


## COVID-19 Deaths by Race and Gender through September 7, 2020\*, Mississippi

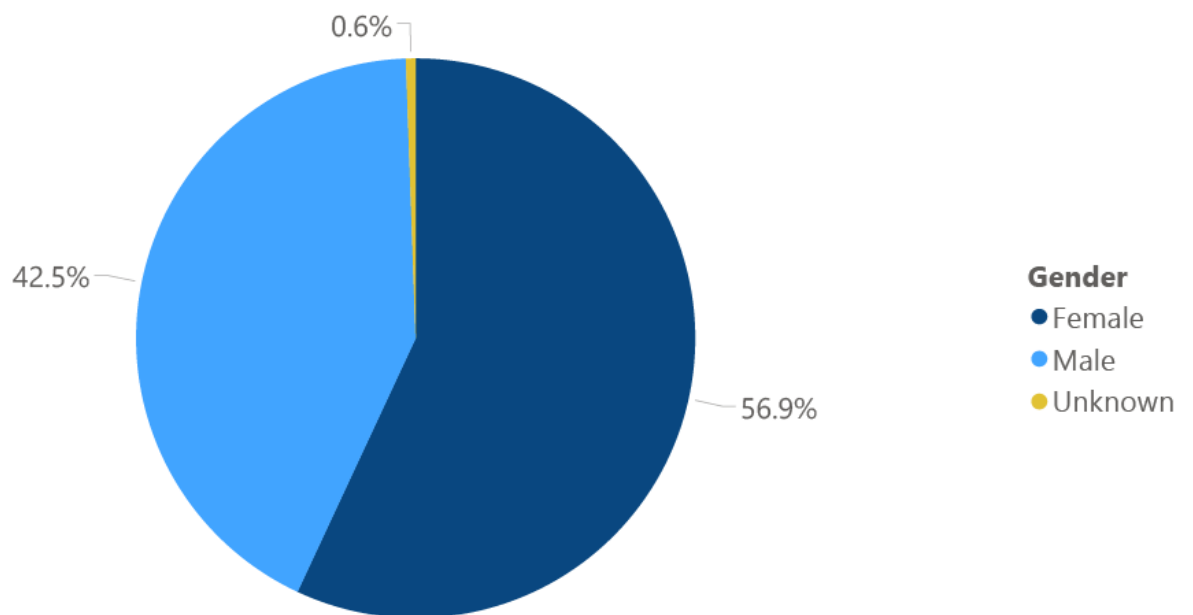
**Race** ● Black ● White ● American Indian or Alaska Native ● Other ● Asian



## COVID-19 Cases by Race/Ethnicity through September 7, 2020\*, Mississippi



## COVID-19 Cases by Gender through September 7, 2020\*, Mississippi



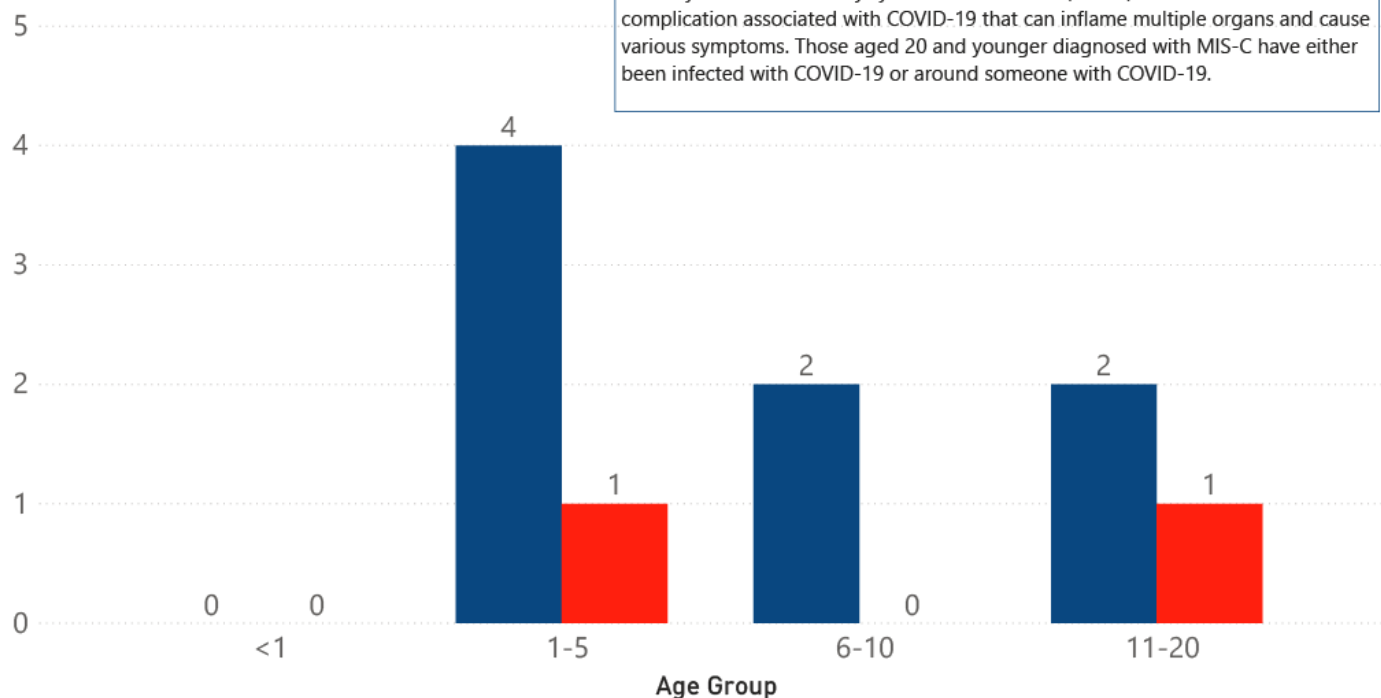
\*Based on available data as of 6pm CT

## Weekly Pediatric MIS-C Cases and Deaths

[Multisystem inflammatory syndrome in children \(MIS-C\)](#) is a rare but serious condition associated with COVID-19 that causes inflammation in many body parts, including the heart and other vital organs.

## MIS-C\* Cases and Deaths by Age Group through September 7, 2020, Mississippi

● MIS-C Cases ● MIS-C Deaths



## Weekly High Case and High Incidence Counties

Tracking counties with recent high numbers of COVID-19 cases, adjusted for population, provides insight on where local outbreaks are most serious, and where protective measures should be increased. For more accurate reporting, these weekly charts include sample collection dates only up to seven days in the past to allow for case investigation and delays in lab test reports.

Cases counts in these charts is based on the date of illness onset. If the date of illness is not known, the date the test sample was taken, or the date of test result reporting is used instead. Counts are adjusted as cases are investigated.

Counties are ranked by highest weekly case counts, and by weekly incidence (cases proportional to population). A separate table ranking all counties is also available. **All tables updated weekly.**

► [Full tables of counties ranked by weekly incidence and cases](#) PDF



### COVID-19 High Incidence MS Counties Over 1 Week Period (August 25-August 31, 2020\*)

County	Cases (August 25-August 31)	Cases per 100,000 (August 25-August 31)	Cases to Date	Cases per 100,000 Total	Percent Change
LAFAYETTE	251	464.7	1791	3315.5	16%
ITAWAMBA	82	350.6	648	2770.4	14%
PERRY	40	334.1	360	3006.8	13%
QUITMAN	22	323.9	351	5167.8	7%
BOLIVAR	97	316.7	1652	5393.8	6%
COAHOMA	66	298.3	1046	4727.9	7%
CLARKE	44	283.1	491	3159.4	10%
PRENTISS	59	234.8	688	2738.2	9%
PONTOTOC	74	230.0	1131	3515.3	7%
TUNICA	22	228.4	459	4765.4	5%
TALLAHATCHIE	30	217.2	676	4895.4	5%
GRENADA	44	212.0	980	4721.1	5%

\*based on available data as of 6pm CT

Cases based on test date. Cases without test date excluded due to ongoing investigations.

Table will be updated weekly. A one week lag is used for reporting.

### COVID-19 High Case MS Counties Over 1 Week Period (August 25-August 31, 2020\*)

County	Cases (August 25-August 31)	Cases per 100,000 (August 25-August 31)	Cases to Date	Cases per 100,000 Total	Percent Change
DESOTO	282	152.5	4953	2678.1	6%
LAFAYETTE	251	464.7	1791	3315.5	16%
HARRISON	208	100.0	3527	1695.0	6%
JACKSON	201	140.0	3198	2226.8	7%
LEE	171	200.1	2362	2764.6	8%
HINDS	168	72.5	6694	2887.3	3%
RANKIN	127	81.8	3018	1943.7	4%
MADISON	117	110.1	3062	2881.3	4%
LAUDERDALE	107	144.4	1873	2526.8	6%
OKTIBBEHA	103	207.7	1593	3212.5	7%
BOLIVAR	97	316.7	1652	5393.8	6%
FORREST	87	116.2	2234	2982.8	4%

\*based on available data as of 6pm CT

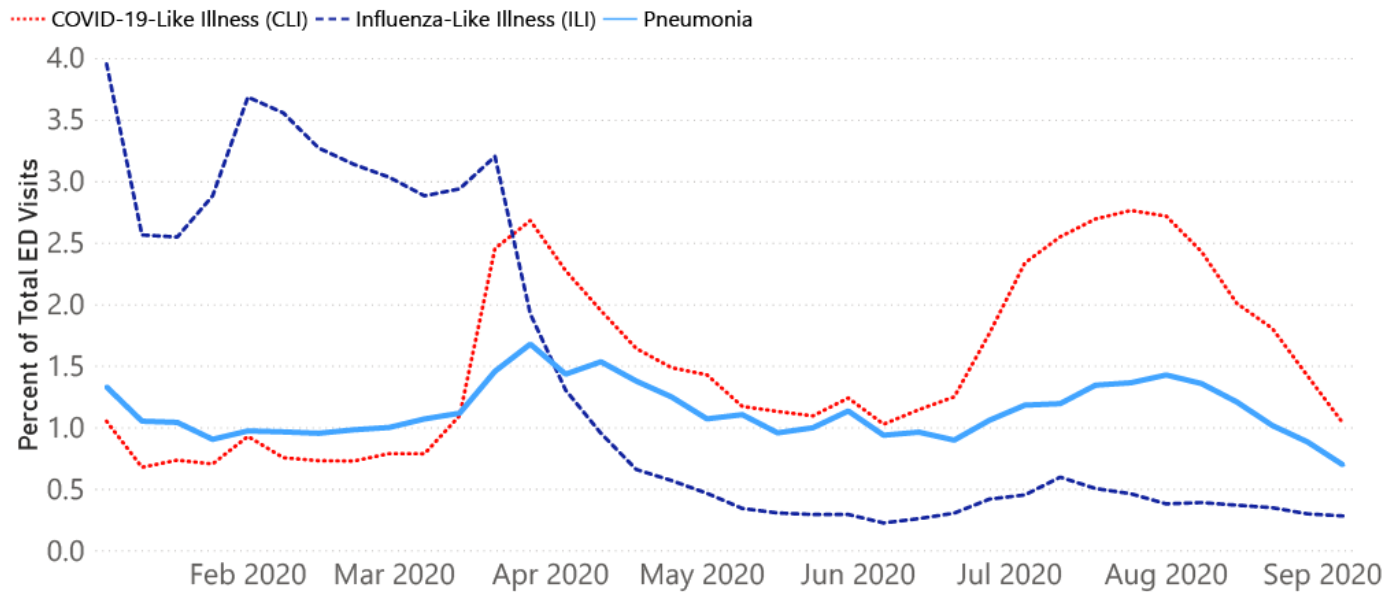
Cases based on test date. Cases without test date excluded due to ongoing investigations.

Table will be updated weekly. A one week lag is used for reporting.

## Syndromic Surveillance

Emergency department visits by those with symptoms characteristic of COVID-19, influenza and pneumonia, updated weekly.

## Percentage of Emergency Department and Clinic visits for CLI, ILI, and Pneumonia Cases Weekly Statewide Summary, January 4, 2020 - September 5, 2020



\*The graph represents syndromic surveillance data from emergency department visits, reported electronically by hospitals throughout the state, that are consistent with COVID-19-Like Illness (CLI), Influenza-Like Illness (ILI), and Pneumonia. Based on available data as of 6pm CT. Graph will be updated weekly.

## Estimated Recoveries

Presumed COVID-19 cases recovered, estimated weekly (does not include cases still under investigation).

### COVID-19 Presumed Recovered Cases through September 7, 2020, Mississippi

**74,098**  
Presumed Recovered\*

\*Reflects Provisional Estimates. Presumed Recovered if:

- 1) It has been 14 days or more since the case tested positive, if they were not hospitalized
- 2) It has been 21 days or more since the case tested positive, if they were hospitalized or hospitalization was unknown.

All deaths excluded. Presumed recovered counts will be updated weekly.

## U.S. and World Cases

- ▶ [COVID-19 cases in the United States \(CDC\)](#)
- ▶ [U.S. COVID-19 Tracker \(CDC\)](#)
- ▶ [COVID-19 Global Case Map \(Johns Hopkins University\)](#)

---

## COVID-19 Testing

### Statewide Combined Testing as of September 8

COVID-19 testing providers around the state include commercial laboratories as well as hospital labs. Combined with testing done by the MSDH Public Health Laboratory, the figures provide a complete picture of all Mississippi testing.

**PCR** testing detects current, active COVID-19 infection in an individual.

**Antibody** (serology) testing identifies individuals with past COVID-19 infection based on antibodies they develop one to three weeks after infection.

**Antigen** testing is another way to identify current COVID-19 infection.

	Total tests	PCR	Antibody	Antigen
MSDH Public Health Laboratory	103,445	102,205	1,240	0
Other testing providers	564,753	502,571	26,831	35,351
Total tests for COVID-19 statewide	<b>668,198</b>	<b>604,776</b>	<b>28,071</b>	<b>35,351</b>

### MSDH Individuals Tested as of September 8

MSDH Public Health Laboratory (MPHL) testing totals as of 3 p.m. These totals are for tests performed at the MPHL only.

- Total individuals tested by the MPHL: **77,681**
- Total positive individuals from MPHL tests: **8,500**

### Getting Tested for COVID-19

The MSDH Public Health Laboratory, its partners, and private providers are testing statewide for COVID-19.

Anyone with symptoms of fever, severe cough or severe chest pains – especially those who are older or in poor health – should make arrangements for testing with their doctor or one of the many healthcare providers now performing testing. Healthcare providers can assess your health history and symptoms, and perform testing for COVID-19 as needed. MSDH is also helping conduct free drive-up testing sites in many parts of the state. **Always call ahead to the testing provider for instructions on safely being examined before you visit for your test.**

- ▶ [Find a COVID-19 testing provider near you](#)

- ▶ [Video: A tour through COVID-19 testing at the MSDH Public Health Lab](#)

## Prevention and Guidance for Individuals and the Community

- ▶ [Preventive steps to take, recommendations, guidance and general information on COVID-19](#)

Our free newsletter includes monthly disease updates:



Last reviewed on Mar 5,

2020

[error on this](#)

[email page](#)

[print](#)

### *Related resources*

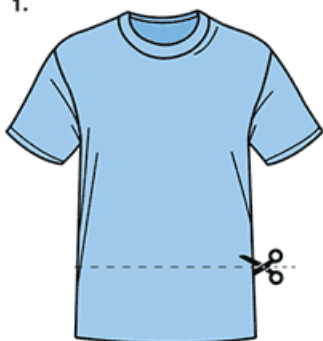
- ▶ [IT IS REAL: COVID-19 as Told by Survivors](#)
- ▶ [Local COVID-19 Testing Providers](#)
- ▶ [COVID-19 Guidance and Prevention for Individuals and the Community](#)  
Updated September 1, 2020

### *More topics*

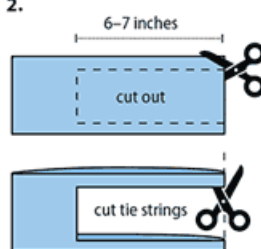
- ▶ [\[ Espanol, Tieng Viet, ASL \]](#)
- ▶ [County Data](#)
- ▶ [Diagnostic Testing EUA](#)
- ▶ [Handouts and Posters](#)
- ▶ [Healthcare Professionals](#)
- ▶ [Interactive Map and Charts](#)
- ▶ [Long-Term Care Outbreaks](#)
- ▶ [Prevention and Safety Guidance](#)
- ▶ [School Cases and Outbreaks](#)
- ▶ [Testing for COVID-19](#)

## Make your own face covering

1.



2.



[FIND OUT MORE](#)

3.



### AGENCY

[About Us](#)

[Administration](#)

[Board of Health](#)

[County Offices](#)

[Institutional Review](#)

[Jobs](#)

[Locations](#)

[Public Health Laboratory](#)

[RFPs/Grants](#)

[More »](#)

---

[Intranet](#)

[OHIT+ER Service Center](#)

[Webmail](#)

---

## INFORMATION

[Apps](#)

[Calendar of Events](#)

[Contact Us](#)

[Meetings](#)

[Health Resources](#)

[Hotlines](#)

[Locations](#)

[News](#)

[Newsletter](#)

[Phone Numbers](#)

[Español](#)

---

## I NEED A ...

[Birth Certificate](#)

[Certificate of Need](#)

[Children's Health Insurance](#)

[Complaint Form](#)

[Criminal History Check](#)

[Death Certificate](#)

[Divorce Record](#)

[Food Permit](#)

[Immunization Record](#)

[J-1 Visa](#)

[License Verification](#)

[Marriage Record](#)

[Professional License](#)

[Public Records Request](#)

[Wastewater Application](#)

---

## PUBLICATIONS

[Annual Report](#)

[CON Weekly Reports](#)

[Health Facilities Directory](#)

[Mississippi Morbidity Reports](#)

[Public Health Report](#)

State Health Plan

Strategic Plan

*More »*

Mississippi State Department of Health • 570 East Woodrow Wilson Dr • Jackson, MS 39216 • 866-HLTHY4U • [Contact and information](#)

