

Coronavirus Disease 2019 (COVID-19)

Updated September 13, 2020

The national Centers for Disease Control and Prevention (CDC) and the Mississippi State Department of Health continue to closely monitor the outbreak of respiratory illnesses caused by the novel (new) coronavirus COVID-19, and are working to limit the spread of cases nationally and in Mississippi. MSDH is actively working with doctors and hospitals to quickly identify cases and respond effectively to limit this outbreak.



Home isolation is mandatory if you have tested positive for COVID-19 by [order of the State Health Officer](#). If you have been in contact with someone who has COVID-19, quarantine is also important to protect others.

► What you should do

If you are awaiting results of **routine testing** not related to exposure, you may [return to work](#) and follow the safety guidance of your employer.

Healthcare Professionals

Guidance and more →

- [MSDH guidance](#)
- [Electronic reporting](#)
- [Specimens](#)
- [Lab dropoff](#)
- [CDC guidance](#)
- [MS-HAN Alerts](#)

ALL HEALTHCARE

Current Cases and Statistics

County and state data →

- [Current cases and deaths](#)
- [County data summaries](#)
- [Data charts and map](#)
- [Schools and LTC facilities](#)
- [Lab testing](#)
- [Recoveries](#)

ALL STATISTICS

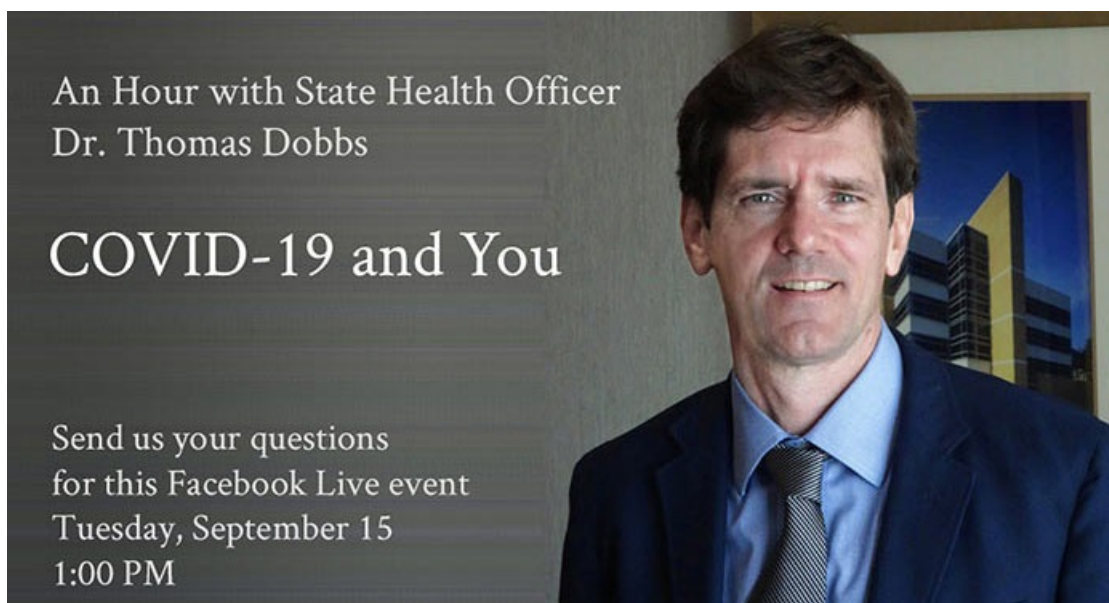
Prevention, Safety and Testing

Personal and community →

- ▶ [Personal protection](#)
- ▶ [Gatherings and events](#)
- ▶ [Business and community](#)
- ▶ [School guidelines](#)
- ▶ [State agencies](#)
- ▶ [Getting tested](#)

ALL PREVENTION

Mississippi Coronavirus Hotline (7 days a week, 7 a.m.–7 p.m.): **877-978-6453**



An Hour with State Health Officer
Dr. Thomas Dobbs

COVID-19 and You

Send us your questions
for this Facebook Live event
Tuesday, September 15
1:00 PM

E-mail your questions to web@HealthyMS.com by noon Monday.

Report a restaurant not following COVID-19 safety orders : E-mail the details to food@msdh.ms.gov

Face coverings are required by order of the Governor for all Mississippians in [schools](#), businesses and indoor public spaces, and in outdoor public spaces where consistent social distancing is not possible. [Details and exceptions »](#)

General Information

- ▶ [Overview, questions and answers, handouts, and information in other languages](#)

COVID-19 in Mississippi

New Cases and Deaths as of September 12

NEW CASES

254

New COVID-19 positive test results reported to MSDH as of 6 p.m. yesterday.

NEW DEATHS

12

New COVID-19 related deaths reported to MSDH as of 6 p.m. yesterday.

County	Total
Covington	1
Grenada	1
Itawamba	1
Tallahatchie	2

* 7 COVID-19 related deaths occurred between August 26 and September 4, identified from death certificate reports.

County	Total
Kemper	1
Leflore	2
Monroe	1
Newton	1
Prentiss	1
Washington	1

LTC OUTBREAKS

138

Current outbreaks in long-term care facilities only. (See [LTC facility outbreak definition.](#))

About our case counts: We currently update our case totals each day based on test results from the previous day. Outside laboratories also report positive test results to us, which are included in our totals. Repeated tests for the same individual are counted only once. County case numbers and deaths may change as investigation finds new or additional

information.

County COVID-19 Data

Race and Ethnicity

- [Total COVID-19 cases and deaths by county, race and ethnicity](#) PDF
Current and past data tables, updated daily

Trends and Data for Individual Counties

- [Weekly COVID-19 summaries for each Mississippi county](#)

High Cases and Incidence

- [Mississippi counties ranked by weekly cases and incidence](#)

Cumulative Cases and Deaths by County

Totals of all reported COVID-19 cases for 2020, including those in long-term care (LTC) facilities.

Detailed reporting of long-term care information will resume on Monday.

The numbers in this table are provisional. County case numbers and deaths may change as investigation finds new or additional information. The data provided below is the most current available.

County	Total Cases	Total Deaths
Adams	862	32
Alcorn	729	9
Amite	291	10
Attala	619	25
Benton	206	1
Bolivar	1708	60
Calhoun	502	12
Carroll	303	12
Chickasaw	621	24
Choctaw	174	5
Claiborne	447	16
Clarke	508	37
Clay	544	16
Coahoma	1072	24
Copiah	1136	33
Total	89,874	2,697

County	Total Cases	Total Deaths
Covington	774	19
De Soto	5154	53
Forrest	2277	68
Franklin	182	3
George	729	13
Greene	326	16
Grenada	1011	33
Hancock	538	20
Harrison	3619	69
Hinds	6816	149
Holmes	1075	56
Humphreys	362	15
Issaquena	98	3
Itawamba	690	20 *
Jackson	3290	66
Jasper	523	13
Jefferson	232	9
Jefferson Davis	313	10
Jones	2293	76
Kemper	281	15
Lafayette	1939	39
Lamar	1536	33
Lauderdale	1948	119
Lawrence	420	12
Leake	925	33
Lee	2460	64 *
Leflore	1320	79
Lincoln	1024	52
Lowndes	1364	56
Madison	3134	84
Marion	823	29
Marshall	1053	14
Monroe	1144	65
Total	89,874	2,697

County	Total Cases	Total Deaths
Montgomery	437	19
Neshoba	1497	102
Newton	730	21
Noxubee	539	14
Oktibbeha	1691	47
Panola	1365	26
Pearl River	822	49
Perry	374	15
Pike	1185	48
Pontotoc	1163	15
Prentiss	735	17
Quitman	354	5
Rankin	3075	72
Scott	1141	23
Sharkey	257	11
Simpson	993	40
Smith	509	13
Stone	341	11
Sunflower	1338	42
Tallahatchie	703	16
Tate	914	36
Tippah	611	16
Tishomingo	628	34
Tunica	464	13
Union	952	23
Walthall	579	24
Warren	1354	47
Washington	2123	71
Wayne	863	21
Webster	321	13
Wilkinson	290	17
Winston	717	19
Yalobusha	405	13
Total	89,874	2,697

County	Total Cases	Total Deaths
Yazoo	1009	23
Total	89,874	2,697

*** Note:** One death previously reported in Lee County has been corrected to Itawamba County.

Case Classifications

Mississippi investigates and reports both probable and confirmed cases and deaths according to the [CSTE case definition](#).

	Confirmed	Probable	Total
Cases	84,451	5,423	89,874
Deaths	2,514	183	2,697

Confirmed cases and deaths are generally determined by positive PCR tests, which detect the presence of ongoing coronavirus infection.

Probable cases are those who test positive by other testing methods such as antibody or antigen, and have recent symptoms consistent with COVID-19, indicating a recent infection.

Probable deaths are those individuals with a designation of COVID-19 as a cause of death on the death certificate, but where no confirmatory testing was performed.

Deaths from COVID-19 and Other Causes

This table of death counts compares COVID-19 deaths in Mississippi by week with deaths from other major causes, including contributing and underlying causes.

► [Mississippi Provisional Deaths Counts by Week](#)
Updated weekly

K-12 School Report by County

Mississippi K-12 schools make weekly reports of cases among students, teachers and staff, number of outbreaks, and teachers and students under quarantine as a result of COVID-19 exposure. These reports are then summarized by county.

Note: An outbreak in a school setting is defined as 3 or more individuals diagnosed with COVID-19 in the same group within a 14-day period.

These cases have been directly reported to MSDH by each school, and may not yet have appeared in our state and county totals of cases reported by laboratories.

► [K-12 school cases, outbreaks and exposure totals by county](#)
Updated weekly

Long-Term Care Facility Cases and Outbreaks

Long-term care (LTC) facilities like nursing homes are considered high risk locations because their residents are older or in poor health. A single confirmed COVID-19 infection in an LTC facility resident, or more than one infection in employees or staff in a 14-day period constitutes an outbreak. Residential care facilities also represent group living facilities where COVID-19 can be easily spread. We investigate residents, staff and close contacts of infected individuals for possible exposure.

These outbreak figures are reported directly to MSDH by the facility. Many of the cases and deaths reported by facilities may not yet be included in our totals of lab-reported cases.

► [Mississippi COVID-19 cases and deaths in long-term care facilities](#) PDF

Long-term care facilities include nursing homes, personal care homes, assisted living homes, and intermediate care facilities for individuals with intellectual disability (ICF-IID)

► [Mississippi COVID-19 cases and deaths in residential care facilities](#) PDF

Residential care facilities include psychiatric or chemical dependency residential treatment centers and long-term acute care facilities.

Ongoing Outbreaks

This weekly table of ongoing outbreaks lists all facilities that have reported a current, active outbreak of COVID-19. The reported totals are for cases and deaths associated with the current outbreak only.

Note: The cases and deaths in this document have been reported to us directly by the facilities, and may not have appeared yet in our county totals, which are based on reports from testing laboratories.

► [Mississippi long-term care facilities with active COVID-19 outbreaks](#)

Current and past listings

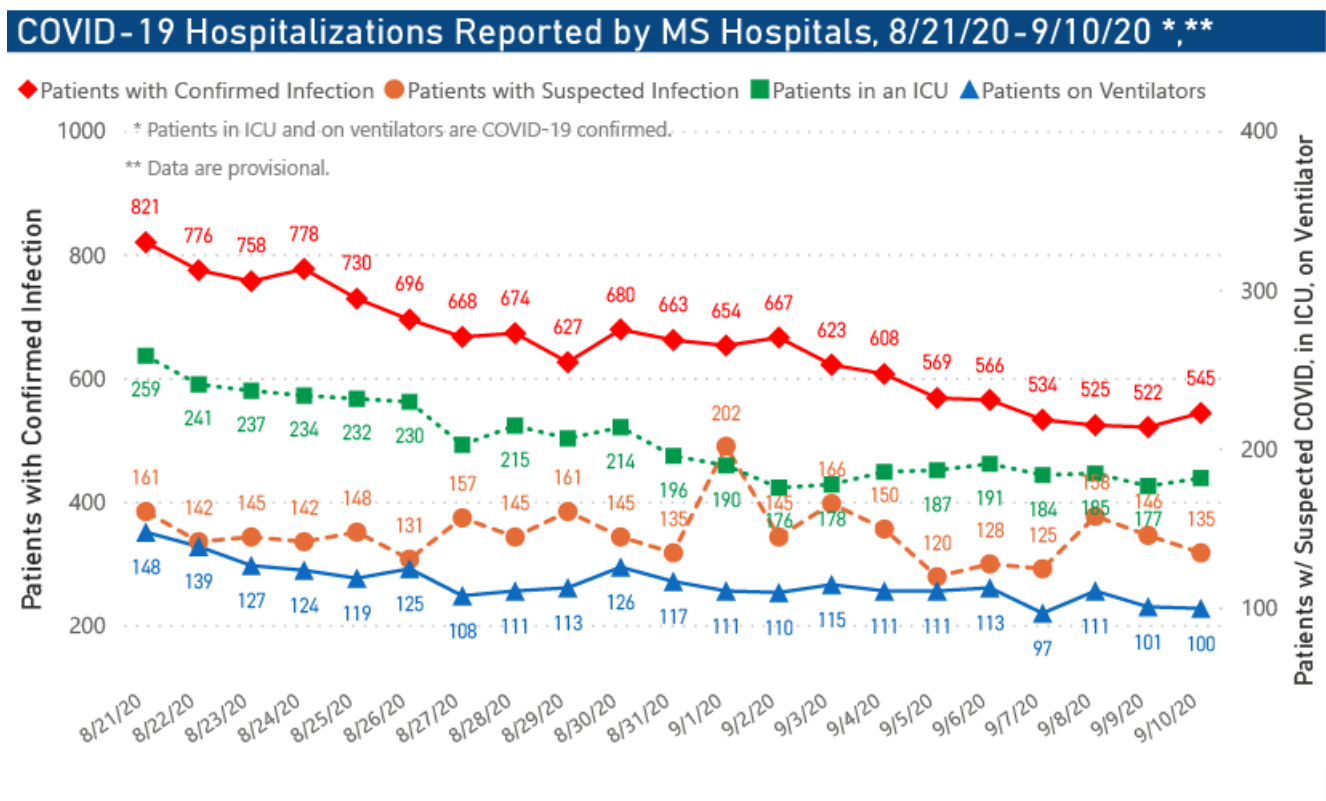
Mississippi COVID-19 Data Charts and Map

All data reports below are updated as they become available.

Hospitalizations and Bed Availability

► [Interactive chart of hospitalizations by date](#)

► [Interactive chart of local and state hospital bed availability](#)



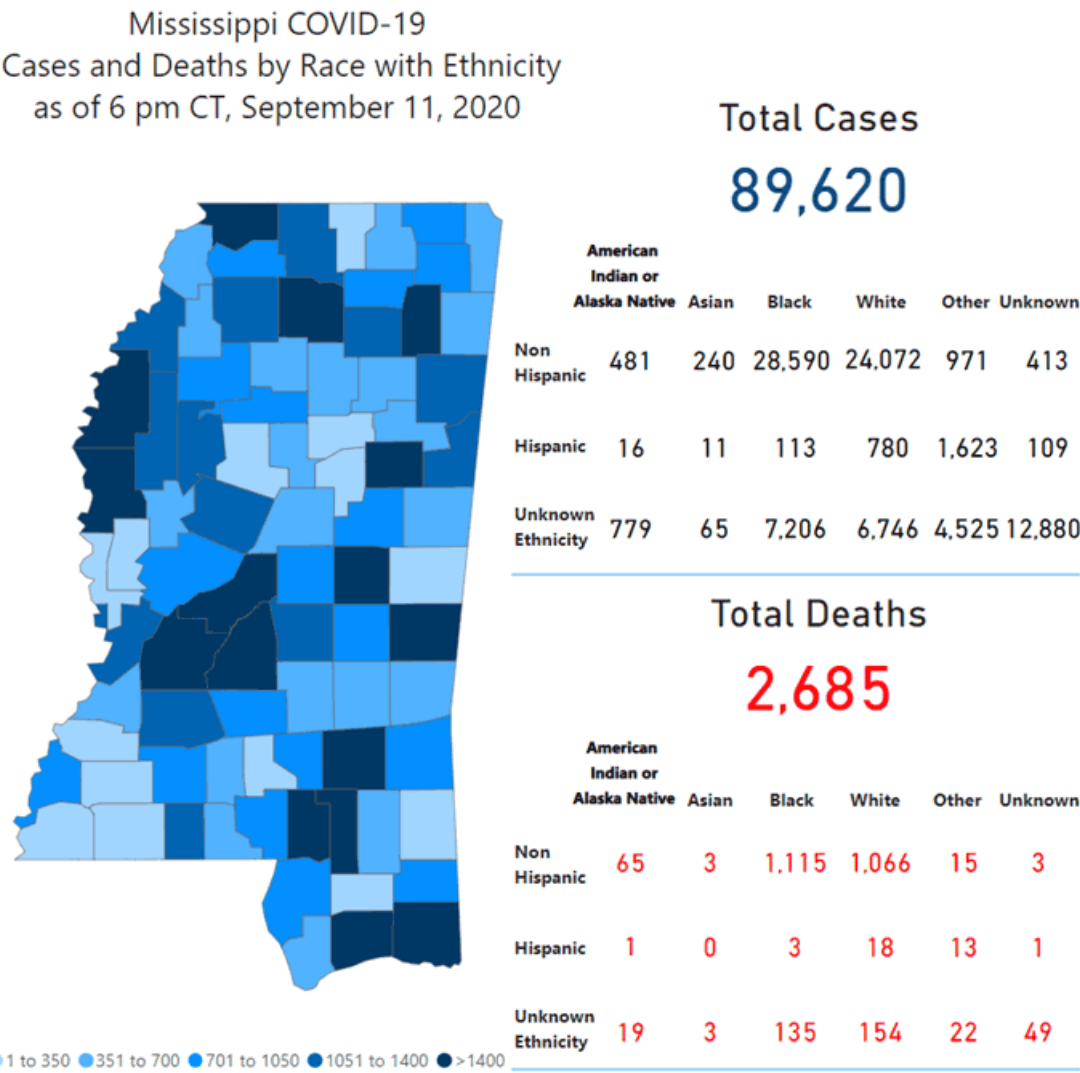
Daily Statewide Data Charts

Updates to the detailed case charts below will resume on Monday.

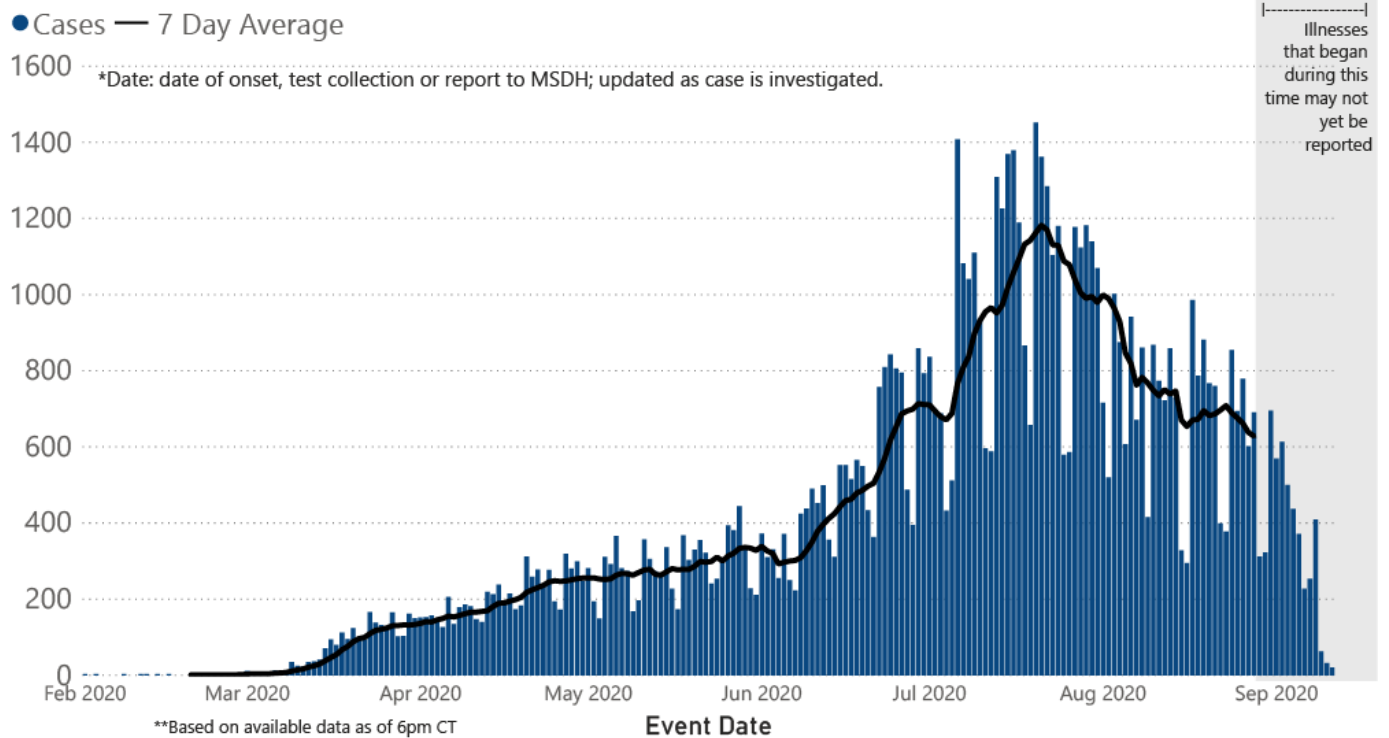
Our state case map and other data charts are also available in interactive form.

- ▶ [View interactive map](#)
- ▶ [View interactive epidemiological trend and syndromic surveillance](#)

The charts below are based on available data at the time of publication. Charts do **not** include cases where insufficient details of the case are known.

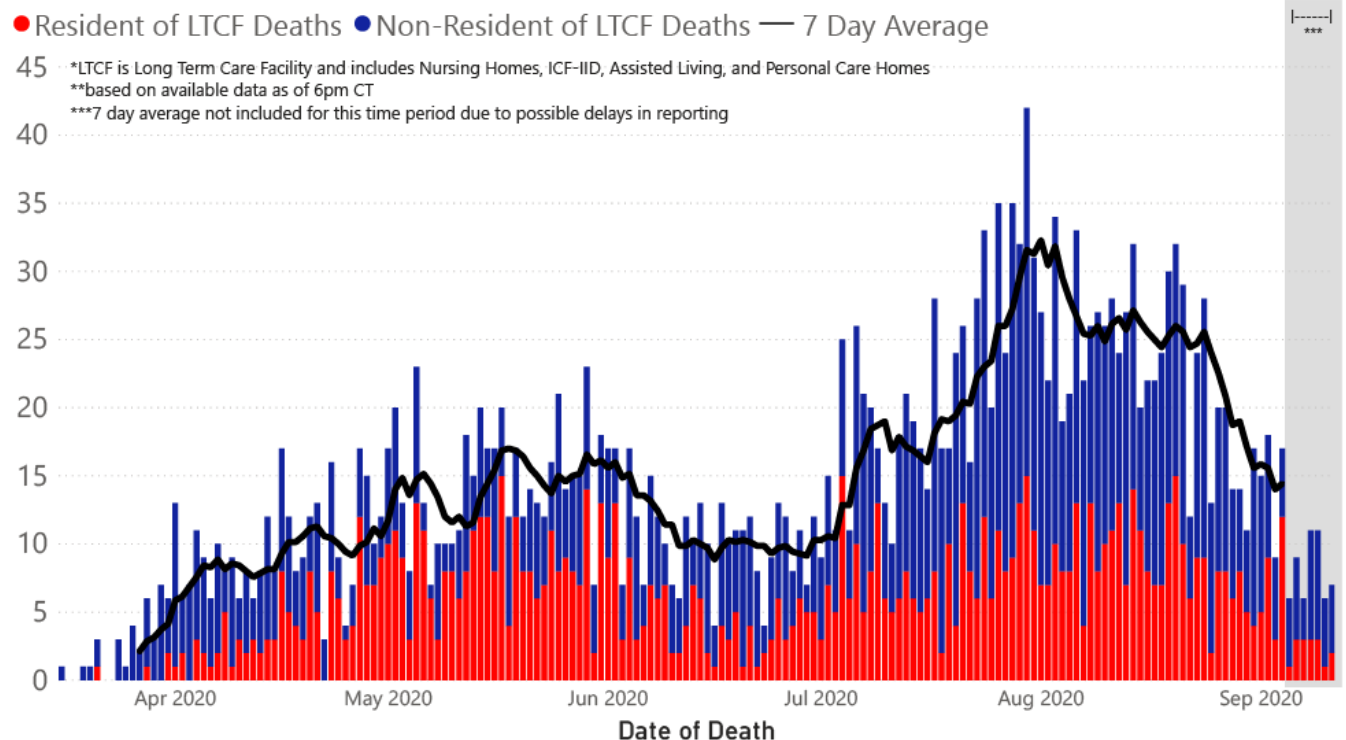


COVID-19 Cases by Date* through September 11, 2020**, Mississippi



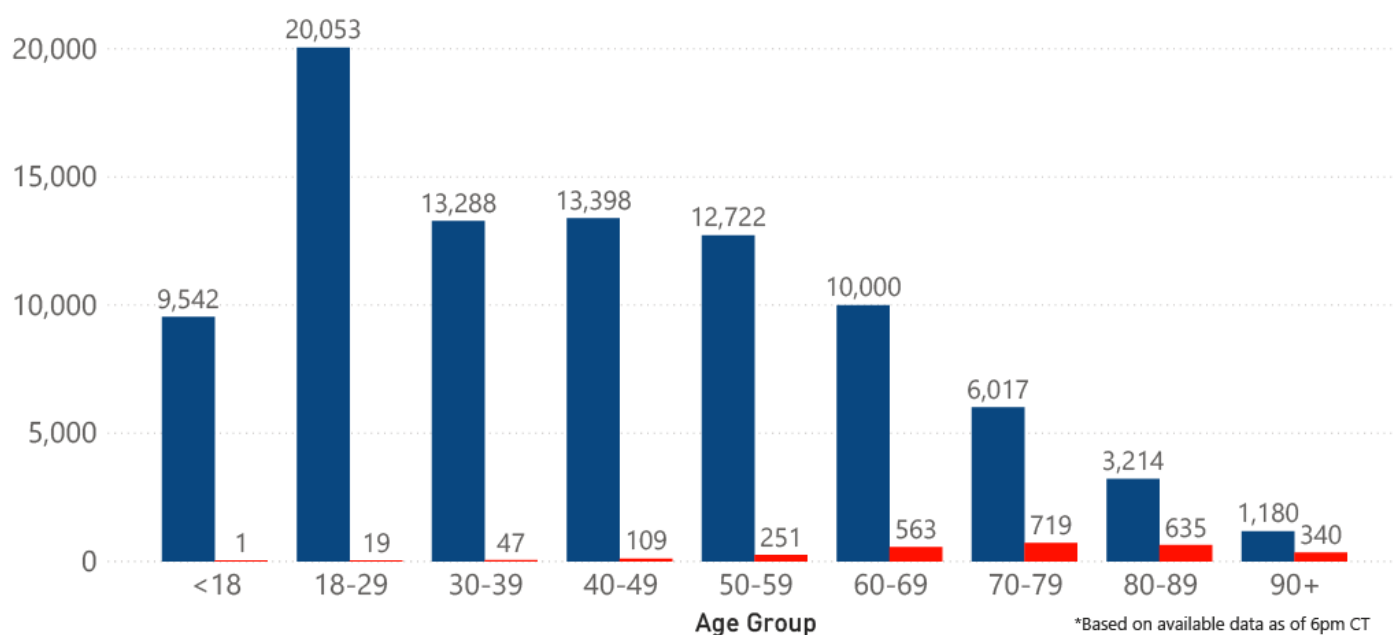
Note: Values up to two weeks in the past on the chart of Cases by Date above can change as we update it with new information from disease investigation.

COVID-19 LTCF* and Non-LTCF Deaths by Date of Death through September 11, 2020**, Mississippi



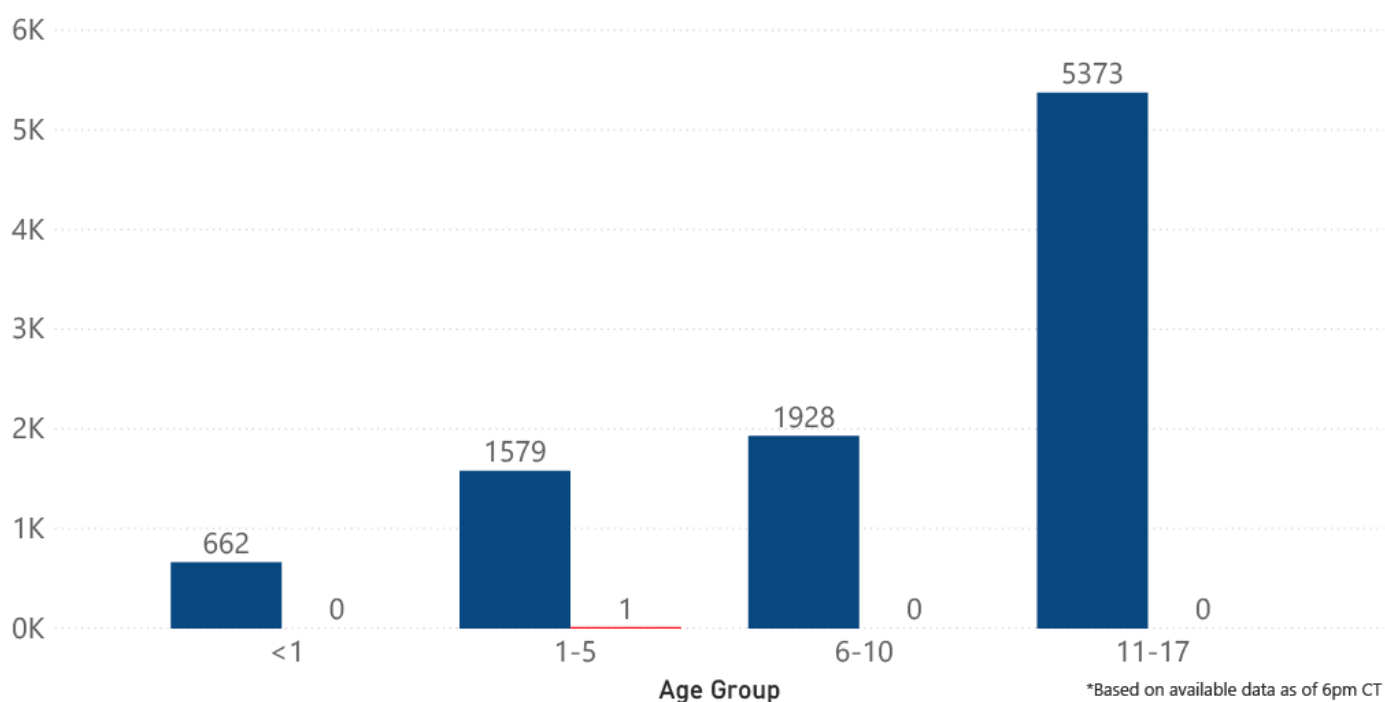
COVID-19 Cases and Deaths by Age Group through September 11, 2020*, Mississippi

● Cases ● Deaths



COVID-19 Pediatric Cases and Deaths by Age Group through September 11, 2020*, Mississippi

● Cases ● Deaths

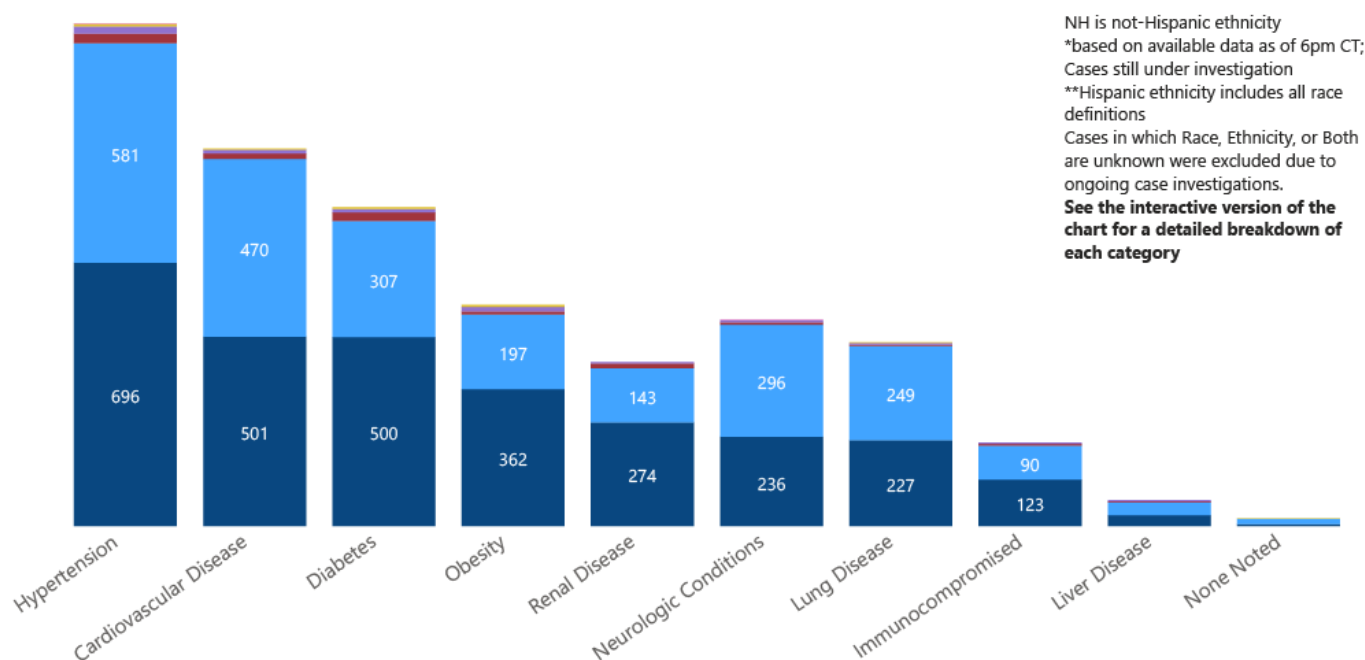


Weekly Statewide Data Summaries

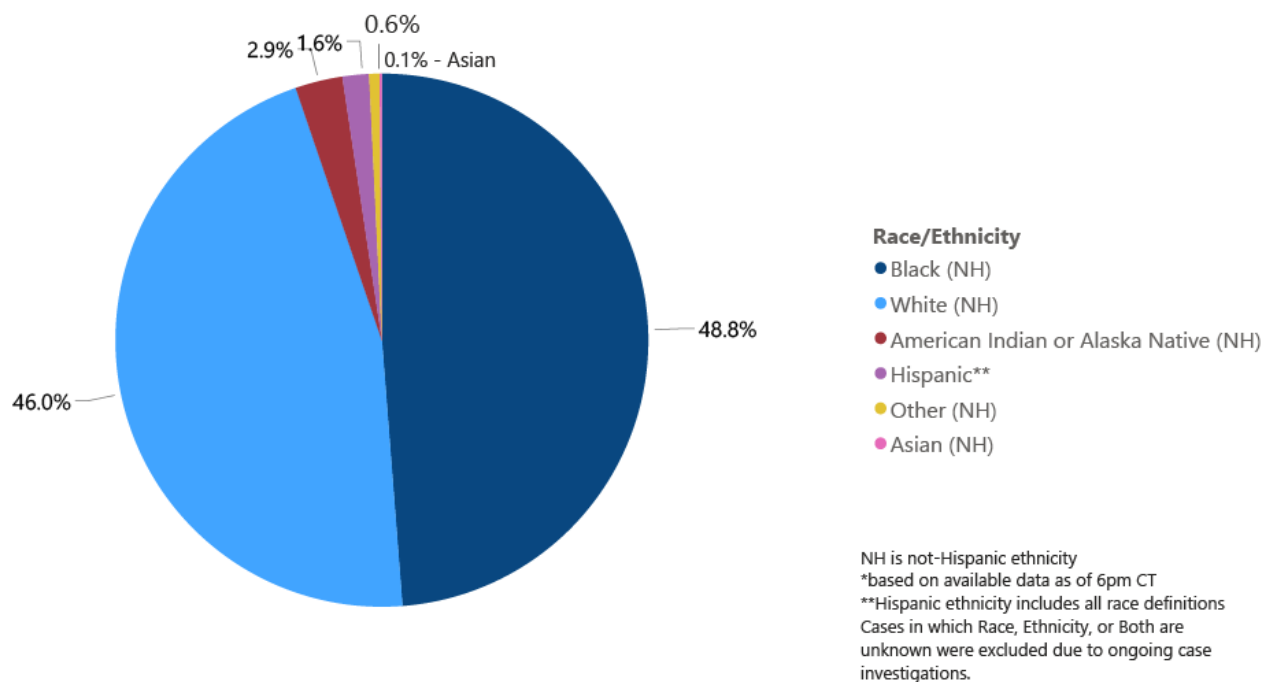
The statistical charts below are now updated weekly.

COVID-19 Underlying Conditions in Deaths by Race/Ethnicity through September 7, 2020*, Mississippi

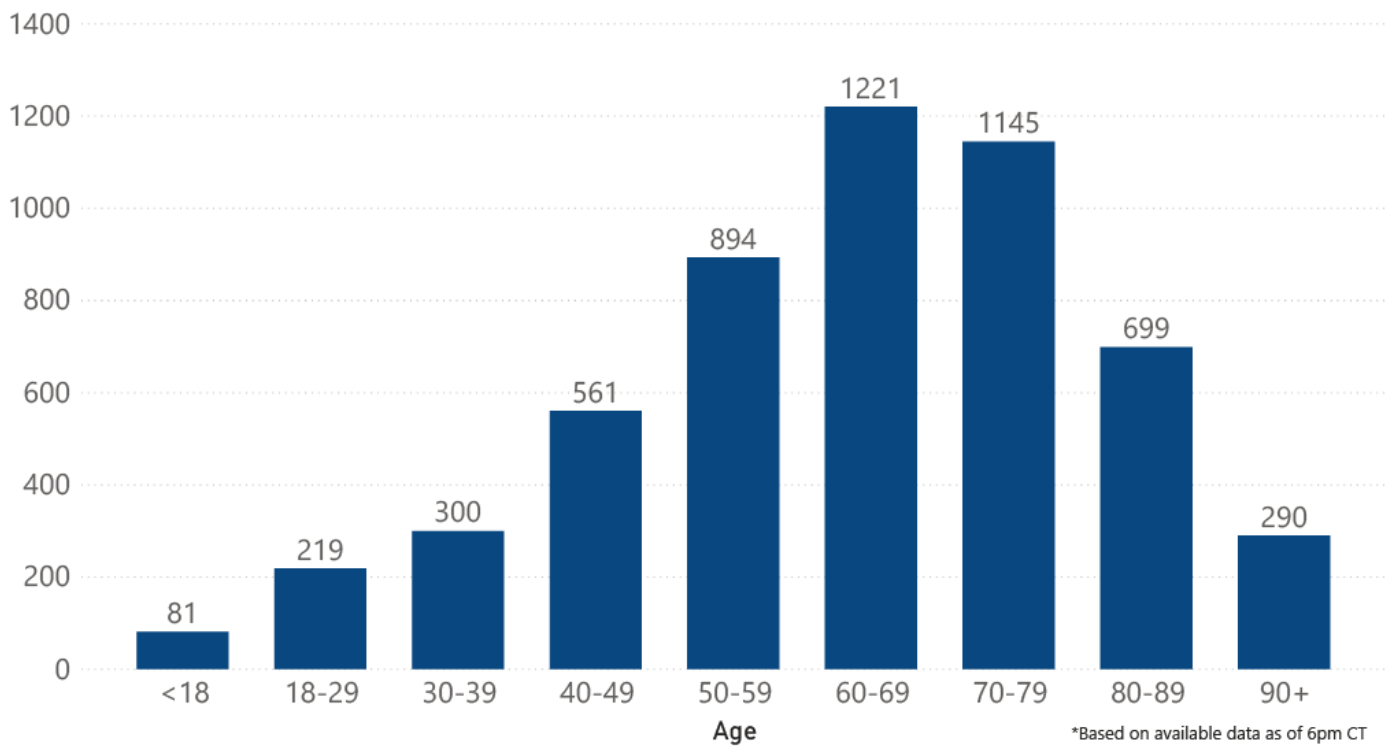
Race/Ethnicity ● Black (NH) ● White (NH) ● American Indian or Alaska Native (NH) ● Hispanic** ● Other (NH) ● Asian (NH)



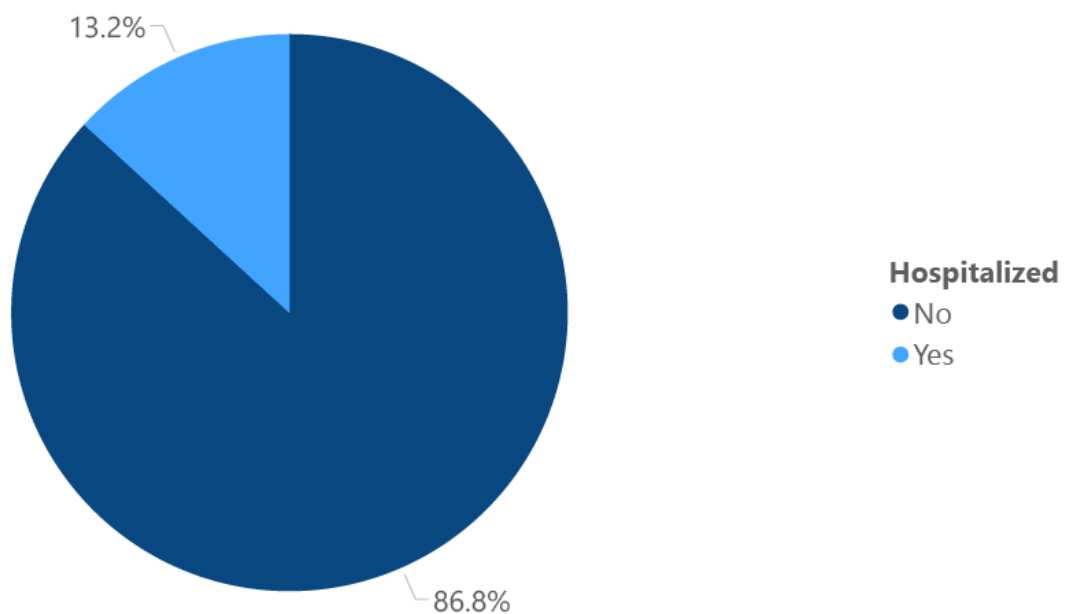
COVID-19 Deaths by Race/Ethnicity through September 7, 2020*, Mississippi



COVID-19 Hospitalized Cases by Age through September 7, 2020*, Mississippi



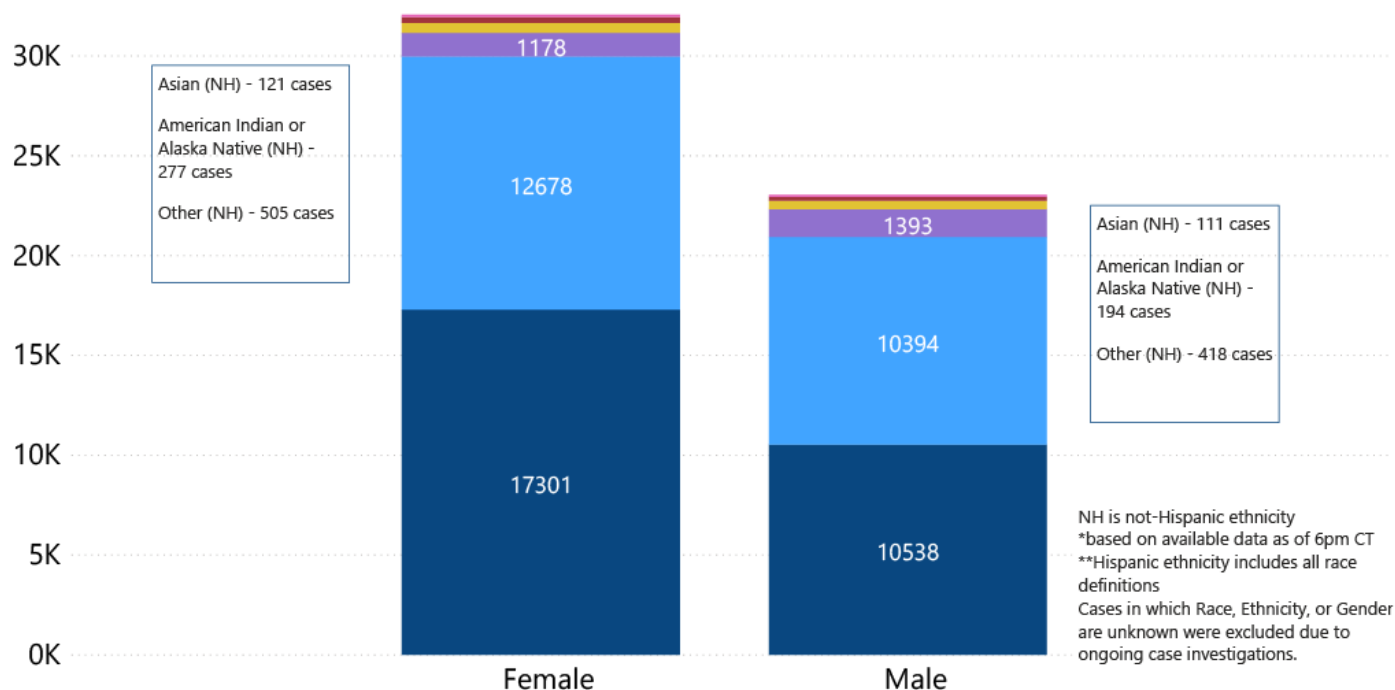
COVID-19 Cumulative Hospitalizations-Investigated Cases September 7, 2020 *



* Cases in which hospitalization is unknown were excluded due to ongoing case investigations; based on available data as of 6 pm CT

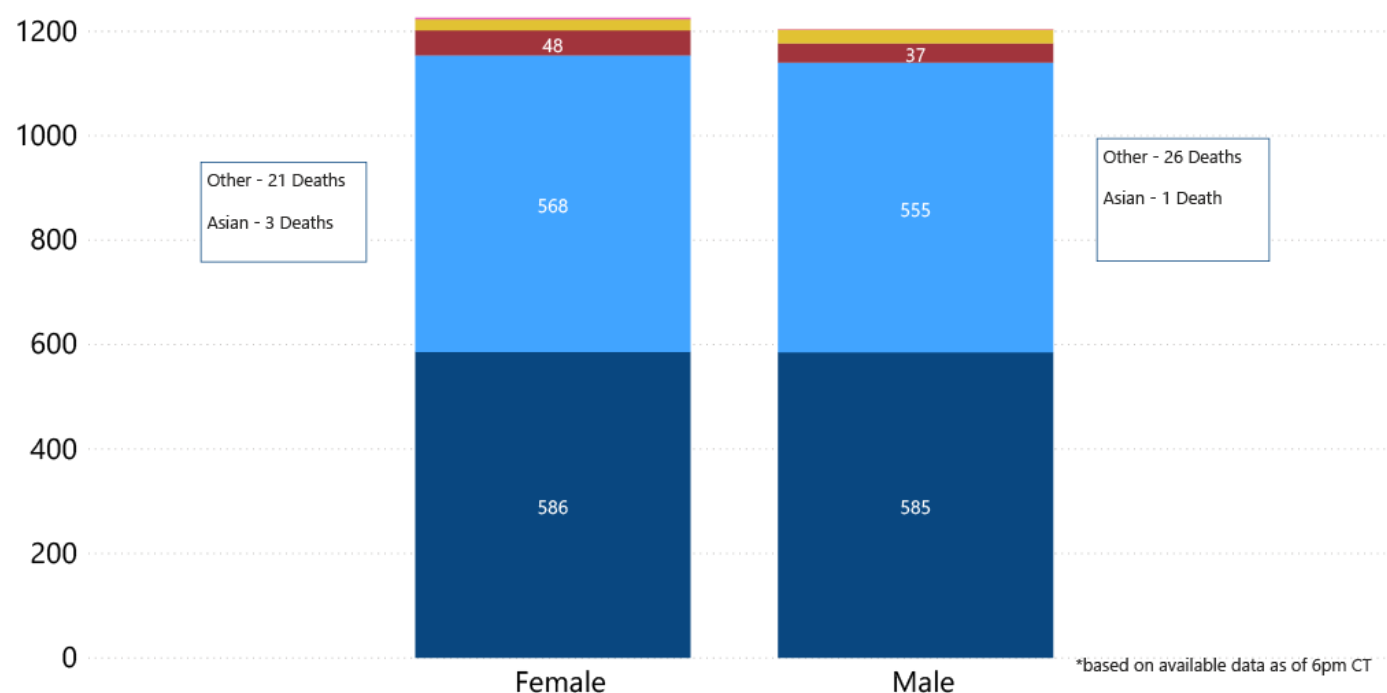
COVID-19 Cases by Race/Ethnicity and Gender through September 7, 2020*, Mississippi

Race/Ethnicity ● Black (NH) ● White (NH) ● Hispanic** ● Other (NH) ● American Indian or Alaska Native (NH) ● Asian (NH)

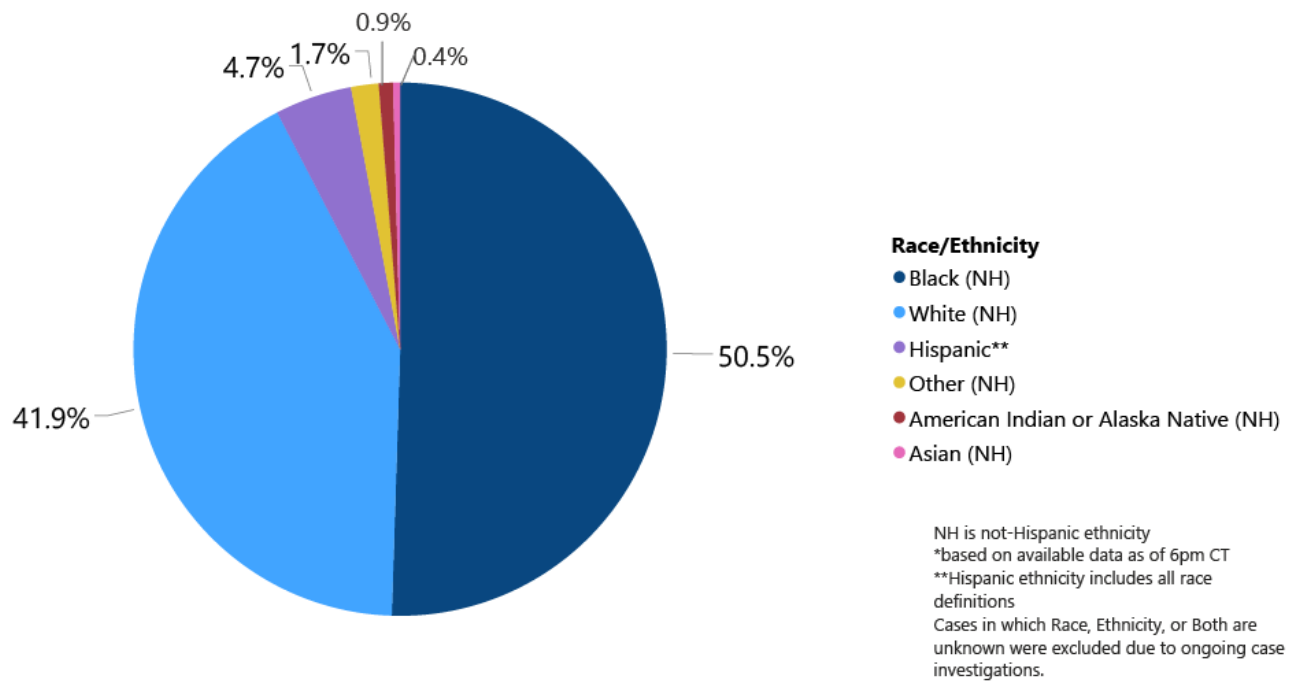


COVID-19 Deaths by Race and Gender through September 7, 2020*, Mississippi

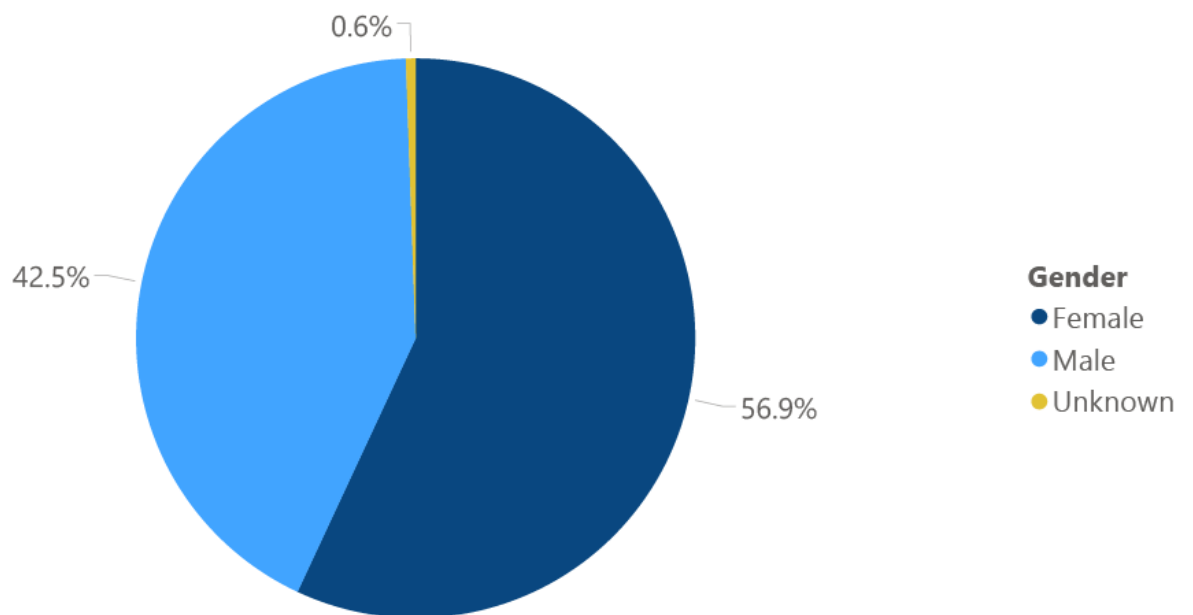
Race ● Black ● White ● American Indian or Alaska Native ● Other ● Asian



COVID-19 Cases by Race/Ethnicity through September 7, 2020*, Mississippi



COVID-19 Cases by Gender through September 7, 2020*, Mississippi



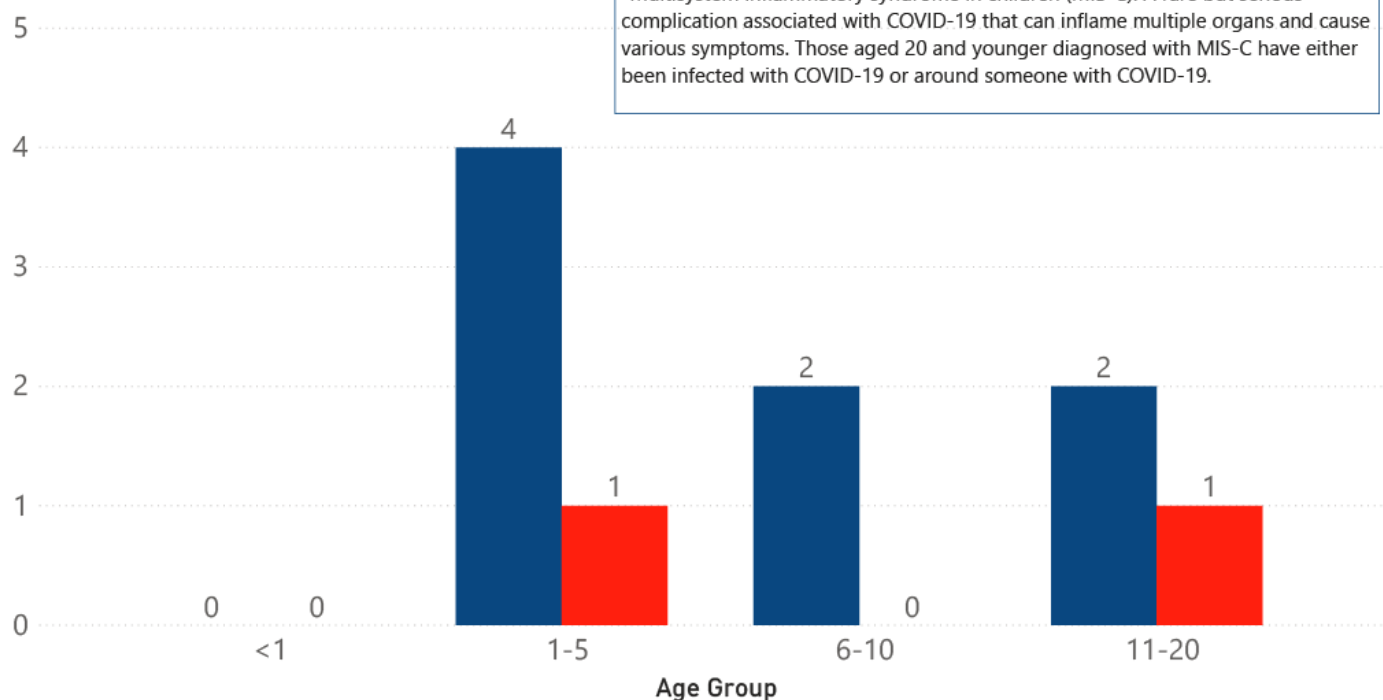
*Based on available data as of 6pm CT

Weekly Pediatric MIS-C Cases and Deaths

[Multisystem inflammatory syndrome in children \(MIS-C\)](#) is a rare but serious condition associated with COVID-19 that causes inflammation in many body parts, including the heart and other vital organs.

MIS-C* Cases and Deaths by Age Group through September 7, 2020, Mississippi

● MIS-C Cases ● MIS-C Deaths



Weekly High Case and High Incidence Counties

Tracking counties with recent high numbers of COVID-19 cases, adjusted for population, provides insight on where local outbreaks are most serious, and where protective measures should be increased. For more accurate reporting, these weekly charts include sample collection dates only up to seven days in the past to allow for case investigation and delays in lab test reports.

Cases counts in these charts is based on the date of illness onset. If the date of illness is not known, the date the test sample was taken, or the date of test result reporting is used instead. Counts are adjusted as cases are investigated.

Counties are ranked by highest weekly case counts, and by weekly incidence (cases proportional to population). A separate table ranking all counties is also available. **All tables updated weekly.**

► [Full tables of counties ranked by weekly incidence and cases](#) PDF

COVID-19 High Incidence MS Counties Over 1 Week Period (August 25-August 31, 2020*)

County	Cases (August 25-August 31)	Cases per 100,000 (August 25-August 31)	Cases to Date	Cases per 100,000 Total	Percent Change
LAFAYETTE	251	464.7	1791	3315.5	16%
ITAWAMBA	82	350.6	648	2770.4	14%
PERRY	40	334.1	360	3006.8	13%
QUITMAN	22	323.9	351	5167.8	7%
BOLIVAR	97	316.7	1652	5393.8	6%
COAHOMA	66	298.3	1046	4727.9	7%
CLARKE	44	283.1	491	3159.4	10%
PRENTISS	59	234.8	688	2738.2	9%
PONTOTOC	74	230.0	1131	3515.3	7%
TUNICA	22	228.4	459	4765.4	5%
TALLAHATCHIE	30	217.2	676	4895.4	5%
GRENADA	44	212.0	980	4721.1	5%

*based on available data as of 6pm CT

Cases based on test date. Cases without test date excluded due to ongoing investigations.

Table will be updated weekly. A one week lag is used for reporting.

COVID-19 High Case MS Counties Over 1 Week Period (August 25-August 31, 2020*)

County	Cases (August 25-August 31)	Cases per 100,000 (August 25-August 31)	Cases to Date	Cases per 100,000 Total	Percent Change
DESOTO	282	152.5	4953	2678.1	6%
LAFAYETTE	251	464.7	1791	3315.5	16%
HARRISON	208	100.0	3527	1695.0	6%
JACKSON	201	140.0	3198	2226.8	7%
LEE	171	200.1	2362	2764.6	8%
HINDS	168	72.5	6694	2887.3	3%
RANKIN	127	81.8	3018	1943.7	4%
MADISON	117	110.1	3062	2881.3	4%
LAUDERDALE	107	144.4	1873	2526.8	6%
OKTIBBEHA	103	207.7	1593	3212.5	7%
BOLIVAR	97	316.7	1652	5393.8	6%
FORREST	87	116.2	2234	2982.8	4%

*based on available data as of 6pm CT

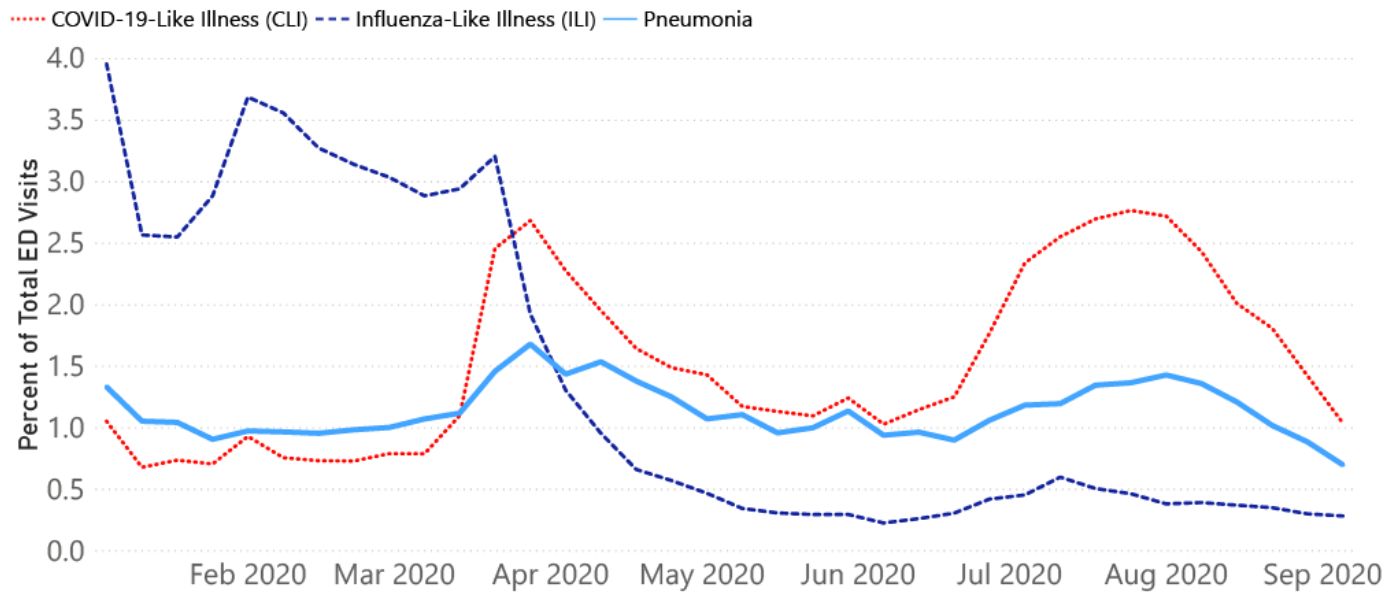
Cases based on test date. Cases without test date excluded due to ongoing investigations.

Table will be updated weekly. A one week lag is used for reporting.

Syndromic Surveillance

Emergency department visits by those with symptoms characteristic of COVID-19, influenza and pneumonia, updated weekly.

Percentage of Emergency Department and Clinic visits for CLI, ILI, and Pneumonia Cases Weekly Statewide Summary, January 4, 2020 - September 5, 2020



*The graph represents syndromic surveillance data from emergency department visits, reported electronically by hospitals throughout the state, that are consistent with COVID-19-Like Illness (CLI), Influenza-Like Illness (ILI), and Pneumonia. Based on available data as of 6pm CT. Graph will be updated weekly.

Estimated Recoveries

Presumed COVID-19 cases recovered, estimated weekly (does not include cases still under investigation).

COVID-19 Presumed Recovered Cases through September 7, 2020, Mississippi

74,098
Presumed Recovered*

*Reflects Provisional Estimates. Presumed Recovered if:

- 1) It has been 14 days or more since the case tested positive, if they were not hospitalized
- 2) It has been 21 days or more since the case tested positive, if they were hospitalized or hospitalization was unknown.

All deaths excluded. Presumed recovered counts will be updated weekly.

U.S. and World Cases

- ▶ [COVID-19 cases in the United States \(CDC\)](#)
- ▶ [U.S. COVID-19 Tracker \(CDC\)](#)
- ▶ [COVID-19 Global Case Map \(Johns Hopkins University\)](#)

COVID-19 Testing

Statewide Combined Testing as of September 11

COVID-19 testing providers around the state include commercial laboratories as well as hospital labs. Combined with testing done by the MSDH Public Health Laboratory, the figures provide a complete picture of all Mississippi testing.

PCR testing detects current, active COVID-19 infection in an individual.

Antibody (serology) testing identifies individuals with past COVID-19 infection based on antibodies they develop one to three weeks after infection.

Antigen testing is another way to identify current COVID-19 infection.

	Total tests	PCR	Antibody	Antigen
MSDH Public Health Laboratory	105,521	104,281	1,240	0
Other testing providers	578,590	512,880	27,453	38,257
Total tests for COVID-19 statewide	684,111	617,161	28,693	38,257

MSDH Individuals Tested as of September 12

MSDH Public Health Laboratory (MPHL) testing totals as of 3 p.m. These totals are for tests performed at the MPHL only.

- Total individuals tested by the MPHL: **78,696**
- Total positive individuals from MPHL tests: **8,572**

Getting Tested for COVID-19

The MSDH Public Health Laboratory, its partners, and private providers are testing statewide for COVID-19.

Anyone with symptoms of fever, severe cough or severe chest pains – especially those who are older or in poor health – should make arrangements for testing with their doctor or one of the many healthcare providers now performing testing. Healthcare providers can assess your health history and symptoms, and perform testing for COVID-19 as needed. MSDH is also helping conduct free drive-up testing sites in many parts of the state. **Always call ahead to the testing provider for instructions on safely being examined before you visit for your test.**

- ▶ [Find a COVID-19 testing provider near you](#)

- ▶ [Video: A tour through COVID-19 testing at the MSDH Public Health Lab](#)

Prevention and Guidance for Individuals and the Community

- ▶ [Preventive steps to take, recommendations, guidance and general information on COVID-19](#)

Get weekly restaurant inspections and more by e-mail:



Last reviewed on Mar 5,

2020

[error on this](#)

[email page](#)

[print](#)

Related resources

- ▶ [IT IS REAL: COVID-19 as Told by Survivors](#)
- ▶ [Local COVID-19 Testing Providers](#)
- ▶ [COVID-19 Guidance and Prevention for Individuals and the Community](#)
Updated September 1, 2020

More topics

- ▶ [\[Espanol, Tieng Viet, ASL \]](#)
- ▶ [County Data](#)
- ▶ [Diagnostic Testing EUA](#)
- ▶ [Handouts and Posters](#)
- ▶ [Healthcare Professionals](#)
- ▶ [Interactive Map and Charts](#)
- ▶ [Long-Term Care Outbreaks](#)
- ▶ [Prevention and Safety Guidance](#)
- ▶ [School Cases and Outbreaks](#)
- ▶ [Testing for COVID-19](#)

COVID-19



Keep your distance

Stay at least six feet apart from others in large groups.

[MORE PREVENTION TIPS](#)

AGENCY

[About Us](#)

[Administration](#)

[Board of Health](#)

[County Offices](#)

[Institutional Review](#)

[Jobs](#)

[Locations](#)

[Public Health Laboratory](#)

[RFPs/Grants](#)

[More »](#)

[Intranet](#)

[OHIT+ER Service Center](#)

[Webmail](#)

INFORMATION

[Apps](#)

[Calendar of Events](#)

[Contact Us](#)

[Meetings](#)

[Health Resources](#)

[Hotlines](#)

[Locations](#)

[News](#)

[Newsletter](#)

[Phone Numbers](#)

[Español](#)

I NEED A ...

[Birth Certificate](#)

[Certificate of Need](#)

[Children's Health Insurance](#)

[Complaint Form](#)

[Criminal History Check](#)

[Death Certificate](#)

[Divorce Record](#)

[Food Permit](#)

[Immunization Record](#)

[J-1 Visa](#)

[License Verification](#)

[Marriage Record](#)

[Professional License](#)

[Public Records Request](#)

[Wastewater Application](#)

PUBLICATIONS

[Annual Report](#)

[CON Weekly Reports](#)

[Health Facilities Directory](#)

[Mississippi Morbidity Reports](#)

[Public Health Report](#)

State Health Plan

Strategic Plan

More »

Mississippi State Department of Health • 570 East Woodrow Wilson Dr • Jackson, MS 39216 • 866-HLTHY4U • [Contact and information](#)

