

## Coronavirus Disease 2019 (COVID-19)

*Updated September 14, 2020*

The national Centers for Disease Control and Prevention (CDC) and the Mississippi State Department of Health continue to closely monitor the outbreak of respiratory illnesses caused by the novel (new) coronavirus COVID-19, and are working to limit the spread of cases nationally and in Mississippi. MSDH is actively working with doctors and hospitals to quickly identify cases and respond effectively to limit this outbreak.



**Home isolation is mandatory if you have tested positive for COVID-19** by [order of the State Health Officer](#). If you have been in contact with someone who has COVID-19, quarantine is also important to protect others.

### ► What you should do

If you are awaiting results of **routine testing** not related to exposure, you may [return to work](#) and follow the safety guidance of your employer.

## Healthcare Professionals

Guidance and more →

- [MSDH guidance](#)
- [Electronic reporting](#)
- [Specimens](#)
- [Lab dropoff](#)
- [CDC guidance](#)
- [MS-HAN Alerts](#)

## ALL HEALTHCARE

## Current Cases and Statistics

County and state data →

- [Current cases and deaths](#)
- [County data summaries](#)
- [Data charts and map](#)
- [Schools and LTC facilities](#)
- [Lab testing](#)
- [Recoveries](#)

## ALL STATISTICS

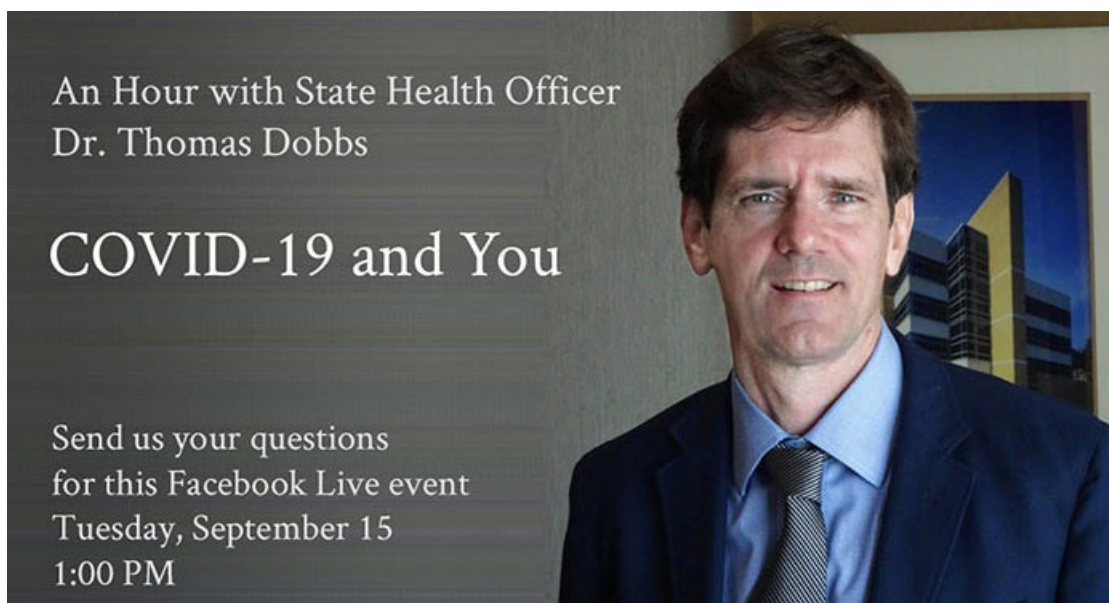
### Prevention, Safety and Testing

Personal and community →

- ▶ [Personal protection](#)
- ▶ [Gatherings and events](#)
- ▶ [Business and community](#)
- ▶ [School guidelines](#)
- ▶ [State agencies](#)
- ▶ [Getting tested](#)

## ALL PREVENTION

Mississippi Coronavirus Hotline (7 days a week, 7 a.m.–7 p.m.): **877-978-6453**



E-mail your questions to [web@HealthyMS.com](mailto:web@HealthyMS.com) by noon Monday.

**Report a restaurant not following COVID-19 safety orders** : E-mail the details to [food@msdh.ms.gov](mailto:food@msdh.ms.gov)

**Face coverings are required** by order of the Governor for all Mississippians in [schools](#), businesses and indoor public spaces, and in outdoor public spaces where consistent social distancing is not possible. [Details and exceptions »](#)

## General Information

- ▶ [Overview, questions and answers, handouts, and information in other languages](#)

# COVID-19 in Mississippi

## New Cases and Deaths as of September 13

### NEW CASES

145

New COVID-19 positive test results reported to MSDH as of 6 p.m. yesterday.

### NEW DEATHS

9

New COVID-19 related deaths reported to MSDH as of 6 p.m. yesterday.

County	Total
NA	0

\* **Nine** COVID-19 related deaths occurred between August 26 and September 4, identified from death certificate reports.

County	Total
Hinds	2
Holmes	1
Madison	1
Marion	1
Newton	1
Noxubee	1
Scott	1
Warren	1

### LTC OUTBREAKS

136

Current outbreaks in long-term care facilities only. (See [LTC facility outbreak definition](#).)

**About our case counts:** We currently update our case totals each day based on test results from the previous day. Outside laboratories also report positive test results to us, which are included in our totals. Repeated tests for the same individual are counted only once. County case numbers and deaths may change as investigation finds new or additional information.

## County COVID-19 Data

### Race and Ethnicity

- [Total COVID-19 cases and deaths by county, race and ethnicity](#) PDF  
Current and past data tables, updated daily

### Trends and Data for Individual Counties

- [Weekly COVID-19 summaries for each Mississippi county](#)

### High Cases and Incidence

- [Mississippi counties ranked by weekly cases and incidence](#)

### Cumulative Cases and Deaths by County

Totals of all reported COVID-19 cases for 2020, including those in long-term care (LTC) facilities.

**The numbers in this table are provisional.** County case numbers and deaths may change as investigation finds new or additional information. The data provided below is the most current available.

County	Total Cases	Total Deaths	Total LTC Facility Cases	Total LTC Facility Deaths
<a href="#">Adams</a>	863	32	47	12
<a href="#">Alcorn</a>	732	9	18	2
<a href="#">Amite</a>	291	10	14	2
<a href="#">Attala</a>	619	25	90	20
<a href="#">Benton</a>	206	1	2	0
<a href="#">Bolivar</a>	1708	60	166	22
<a href="#">Calhoun</a>	502	12	25	4
<a href="#">Carroll</a>	303	12	45	9
<a href="#">Chickasaw</a>	624	24	43	13
<a href="#">Choctaw</a>	174	5	3	0
<a href="#">Claiborne</a>	447	16	43	9
<a href="#">Clarke</a>	508	37	57	15
<a href="#">Clay</a>	547	16	14	1
<a href="#">Coahoma</a>	1073	24	79	2
<a href="#">Copiah</a>	1137	33	46	4
<a href="#">Covington</a>	776	19	22	4
<a href="#">De Soto</a>	5173	53	63	13
<a href="#">Forrest</a>	2281	68	170	40
<b>Total</b>	<b>90,018</b>	<b>2,706</b>	<b>5,656</b>	<b>1,126</b>

County	Total Cases	Total Deaths	Total LTC Facility Cases	Total LTC Facility Deaths
Franklin	182	3	3	1
George	729	13	27	6
Greene	326	16	36	6
Grenada	1014	33	104	19
Hancock	540	20	9	4
Harrison	3625	69	237	29
Hinds	6820	151	394	62
Holmes	1075	57	100	20
Humphreys	364	15	21	6
Issaquena	99	3	0	0
Itawamba	692	20	72	16
Jackson	3297	66	75	7
Jasper	526	13	1	0
Jefferson	232	9	12	3
Jefferson Davis	315	10	3	1
Jones	2298	76	179	36
Kemper	281	15	39	9
Lafayette	1958	39	122	28
Lamar	1536	33	25	11
Lauderdale	1952	119	250	69
Lawrence	421	12	26	2
Leake	925	33	17	0
Lee	2472	64	153	30
Leflore	1322	79	189	45
Lincoln	1025	52	142	32
Lowndes	1365	56	96	32
Madison	3136	85	238	45
Marion	823	30	73	9
Marshall	1052	14*	31	6
Monroe	1146	65	162	50
Montgomery	438	19	47	9
Neshoba	1497	102	111	37
Newton	732	22	34	7
<b>Total</b>	<b>90,018</b>	<b>2,706</b>	<b>5,656</b>	<b>1,126</b>

County	Total Cases	Total Deaths	Total LTC Facility Cases	Total LTC Facility Deaths
Noxubee	539	15	19	4
Oktibbeha	1694	47	191	31
Panola	1367	26	13	2
Pearl River	823	49	71	20
Perry	374	15	11	2
Pike	1185	48	80	21
Pontotoc	1168	15	7	1
Prentiss	742	17	48	3
Quitman	354	5	0	0
Rankin	3075	72	153	18
Scott	1141	24	17	3
Sharkey	250	11	43	8
Simpson	994	40	104	18
Smith	511	13	54	8
Stone	343	11	50	7
Sunflower	1338	42	63	11
Tallahatchie	703	16	24	2
Tate	914	36	32	12
Tippah	611	16	5	0
Tishomingo	629	34	96	24
Tunica	463	13	12	2
Union	952	23	46	11
Walthall	579	24	67	13
Warren	1354	48	113	23
Washington	2126	71	110	23
Wayne	863	21	59	10
Webster	323	13	52	11
Wilkinson	290	17	20	5
Winston	717	19	40	11
Yalobusha	405	13	35	7
Yazoo	1012	23	46	6
<b>Total</b>	<b>90,018</b>	<b>2,706</b>	<b>5,656</b>	<b>1,126</b>

**\* Note:** One case from Marshall County was inadvertently counted twice. This error has been corrected in the data above.

# Case Classifications

Mississippi investigates and reports both probable and confirmed cases and deaths according to the [CSTE case definition](#).

	Confirmed	Probable	Total
Cases	84,557	5,461	90,018
Deaths	2,523	183	2,706

Confirmed cases and deaths are generally determined by positive PCR tests, which detect the presence of ongoing coronavirus infection.

Probable cases are those who test positive by other testing methods such as antibody or antigen, and have recent symptoms consistent with COVID-19, indicating a recent infection.

Probable deaths are those individuals with a designation of COVID-19 as a cause of death on the death certificate, but where no confirmatory testing was performed.

## Deaths from COVID-19 and Other Causes

This table of death counts compares COVID-19 deaths in Mississippi by week with deaths from other major causes, including contributing and underlying causes.

► [Mississippi Provisional Deaths Counts by Week](#)  
Updated weekly

## K-12 School Report by County

Mississippi K-12 schools make weekly reports of cases among students, teachers and staff, number of outbreaks, and teachers and students under quarantine as a result of COVID-19 exposure. These reports are then summarized by county. *Note:* An outbreak in a school setting is defined as 3 or more individuals diagnosed with COVID-19 in the same group within a 14-day period.

These cases have been directly reported to MSDH by each school, and may not yet have appeared in our state and county totals of cases reported by laboratories.

► [K-12 school cases, outbreaks and exposure totals by county](#)  
Updated weekly

## Long-Term Care Facility Cases and Outbreaks

Long-term care (LTC) facilities like nursing homes are considered high risk locations because their residents are older or in poor health. A single confirmed COVID-19 infection in an LTC facility resident, or more than one infection in employees or staff in a 14-day period constitutes an outbreak. Residential care facilities also represent group living facilities where COVID-19 can be easily spread. We investigate residents, staff and close contacts of infected individuals for possible exposure.

**These outbreak figures are reported directly to MSDH by the facility.** Many of the cases and deaths reported by facilities may not yet be included in our totals of lab-reported cases.

- [Mississippi COVID-19 cases and deaths in long-term care facilities](#) PDF  
Long-term care facilities include nursing homes, personal care homes, assisted living homes, and intermediate care facilities for individuals with intellectual disability (ICF-IID)
- [Mississippi COVID-19 cases and deaths in residential care facilities](#) PDF  
Residential care facilities include psychiatric or chemical dependency residential treatment centers and long-term acute care facilities.

## Ongoing Outbreaks

This weekly table of ongoing outbreaks lists all facilities that have reported a current, active outbreak of COVID-19. The reported totals are for cases and deaths associated with the current outbreak only.

**Note:** The cases and deaths in this document have been reported to us directly by the facilities, and may not have appeared yet in our county totals, which are based on reports from testing laboratories.

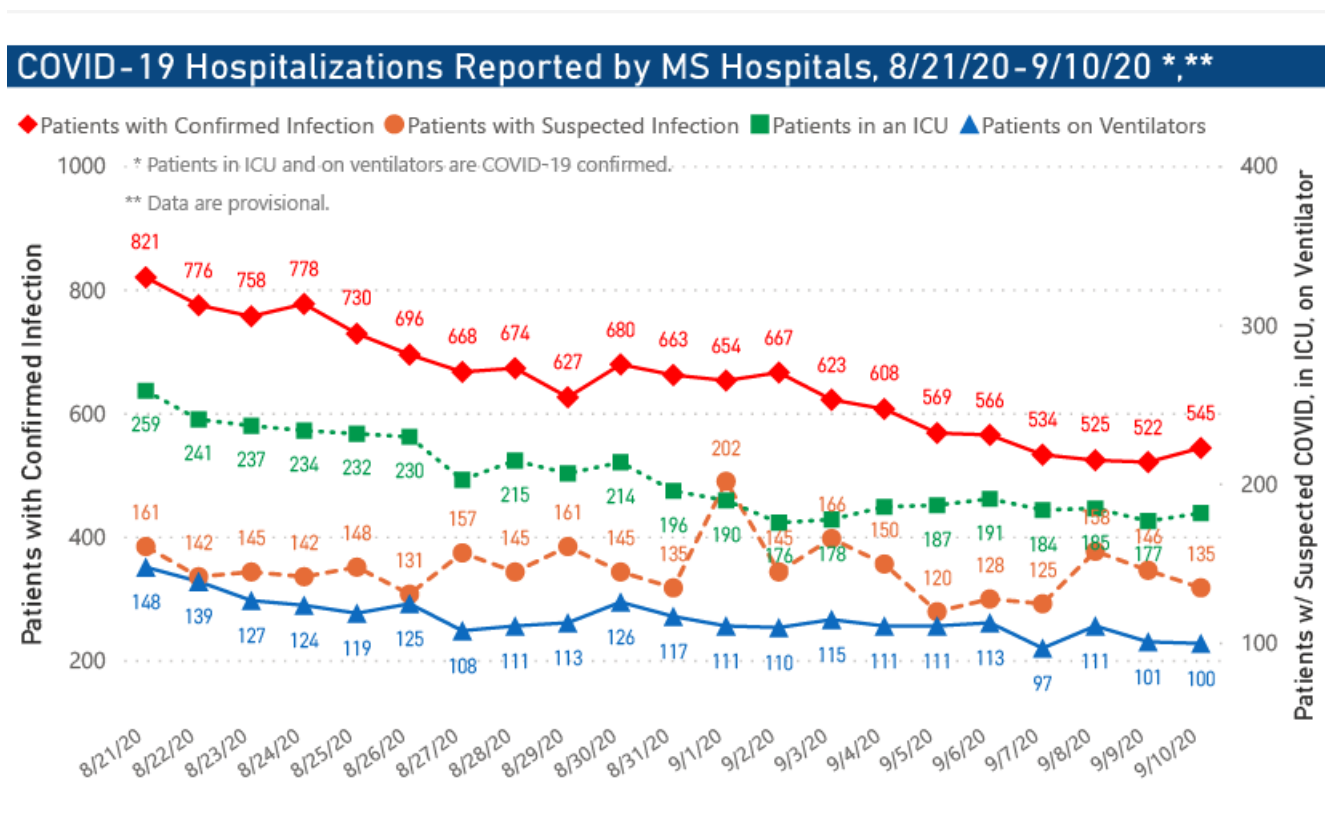
- ▶ [Mississippi long-term care facilities with active COVID-19 outbreaks](#)  
Current and past listings

## Mississippi COVID-19 Data Charts and Map

All data reports below are updated as they become available.

### Hospitalizations and Bed Availability

- ▶ [Interactive chart of hospitalizations by date](#)
- ▶ [Interactive chart of local and state hospital bed availability](#)



### Daily Statewide Data Charts

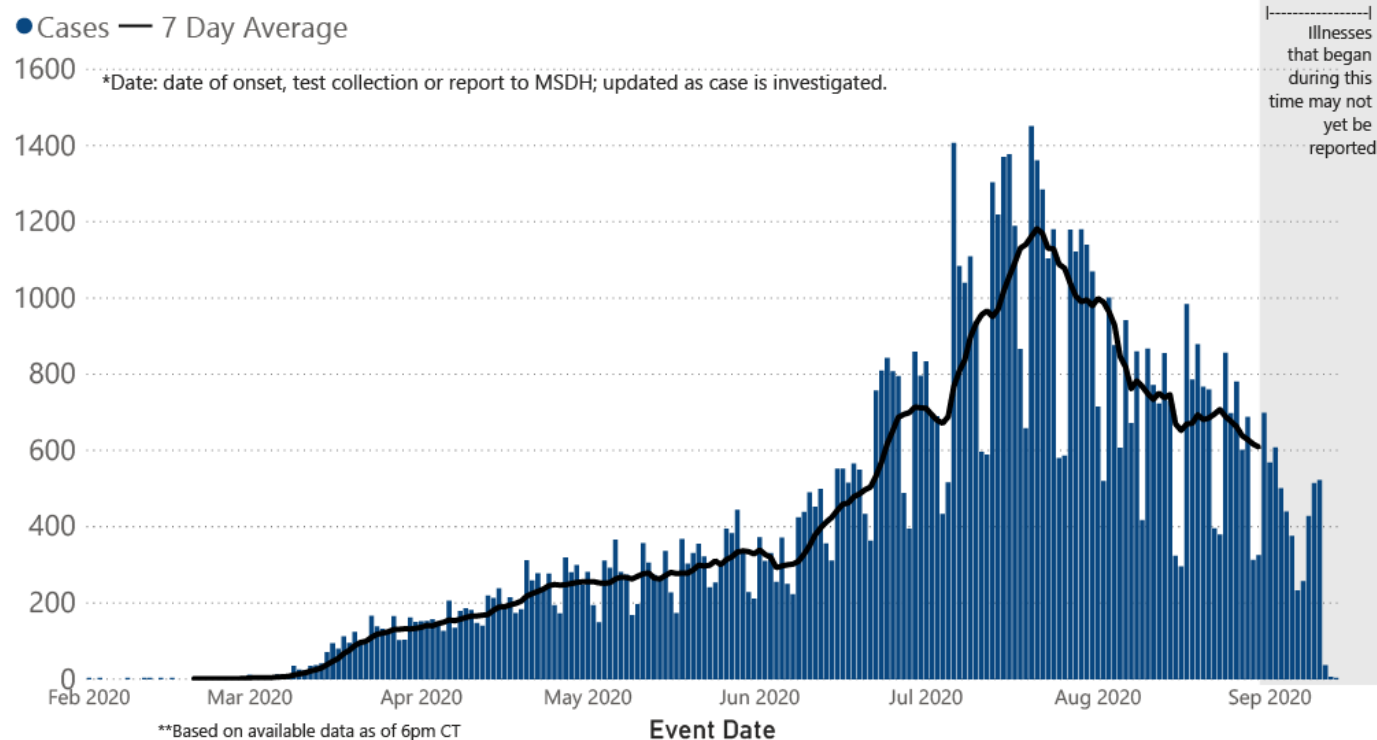
Our state case map and other data charts are also available in interactive form.

- ▶ [View interactive map](#)
- ▶ [View interactive epidemiological trend and syndromic surveillance](#)



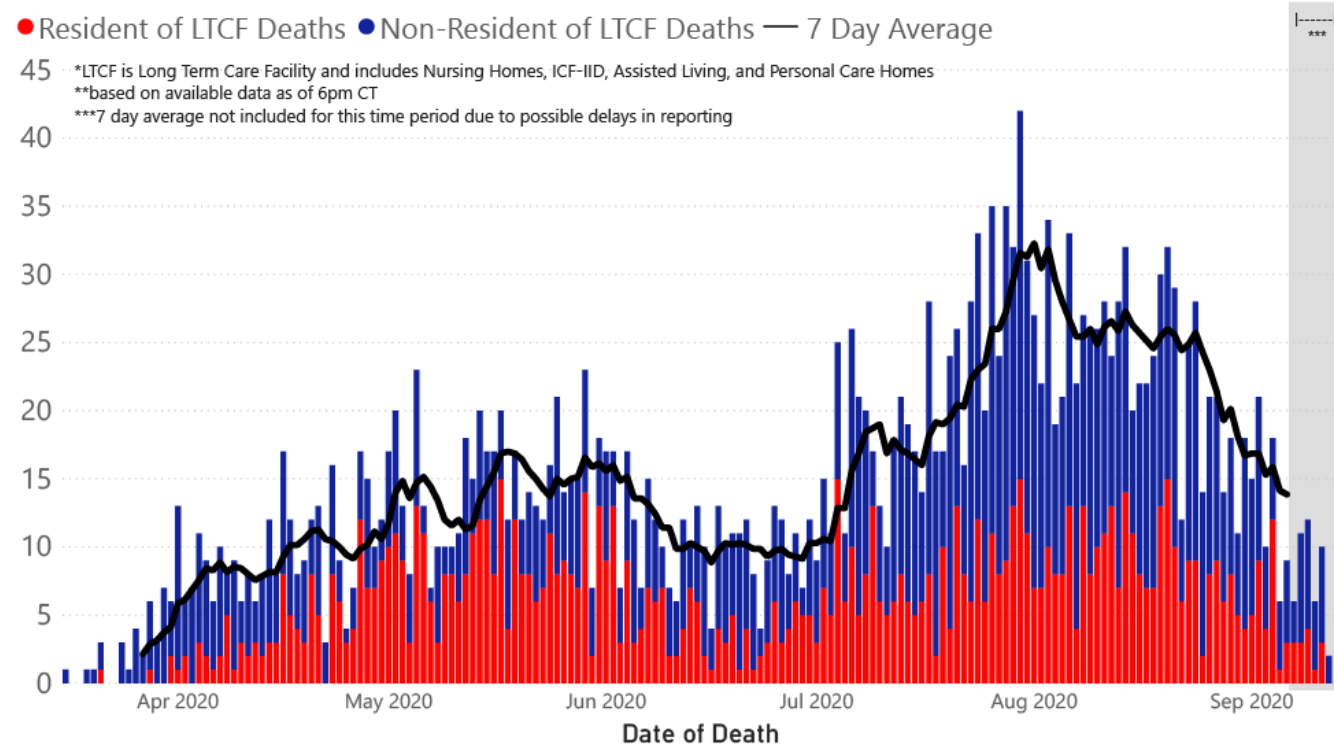
The charts below are based on available data at the time of publication. Charts do **not** include cases where insufficient details of the case are known.

### COVID-19 Cases by Date\* through September 13, 2020\*\*, Mississippi



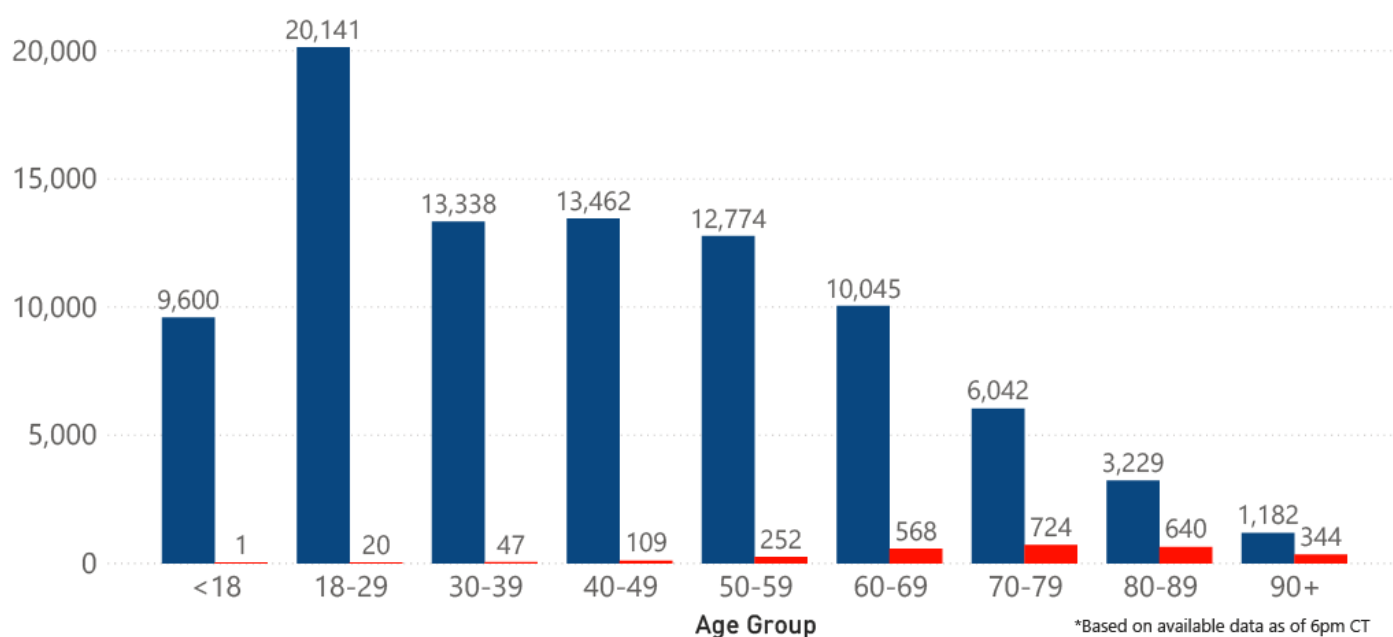
**Note:** Values up to two weeks in the past on the chart of Cases by Date above can change as we update it with new information from disease investigation.

### COVID-19 LTCF\* and Non-LTCF Deaths by Date of Death through September 13, 2020\*\*, Mississippi



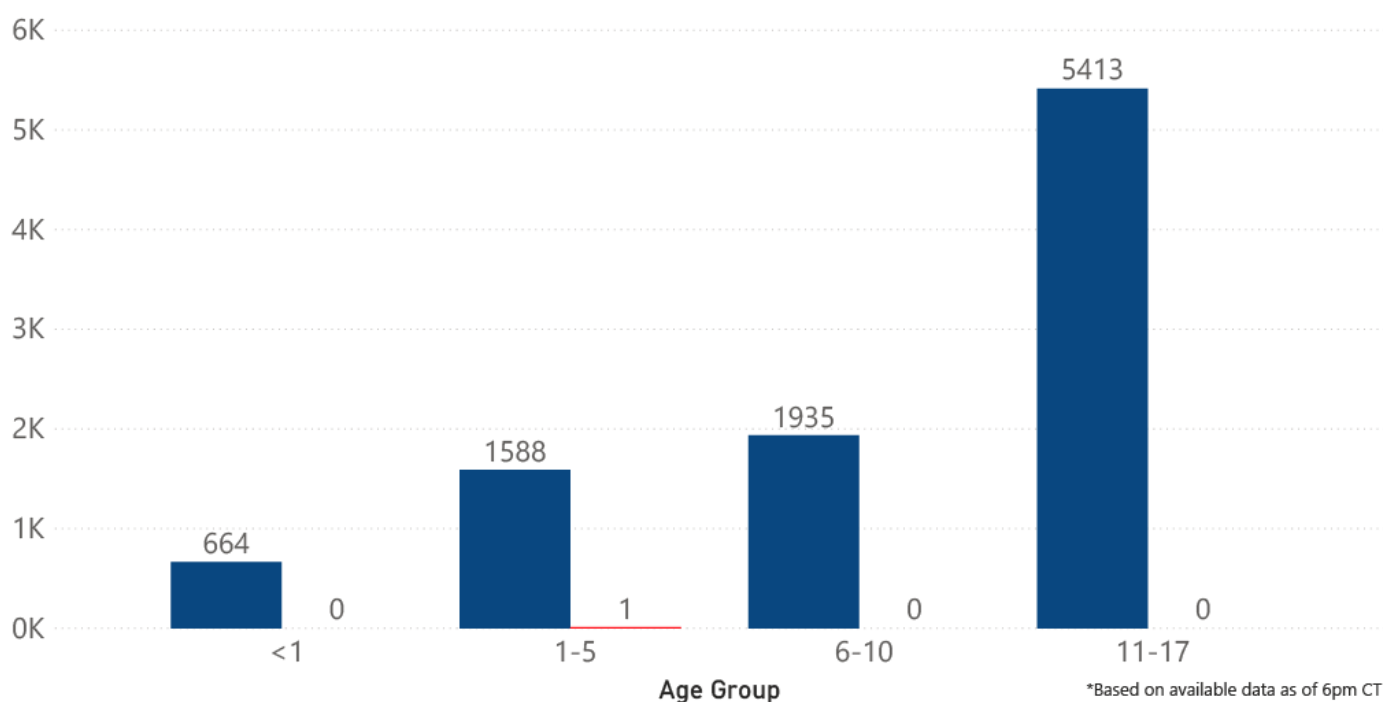
## COVID-19 Cases and Deaths by Age Group through September 13, 2020\*, Mississippi

● Cases ● Deaths



## COVID-19 Pediatric Cases and Deaths by Age Group through September 13, 2020\*, Mississippi

● Cases ● Deaths

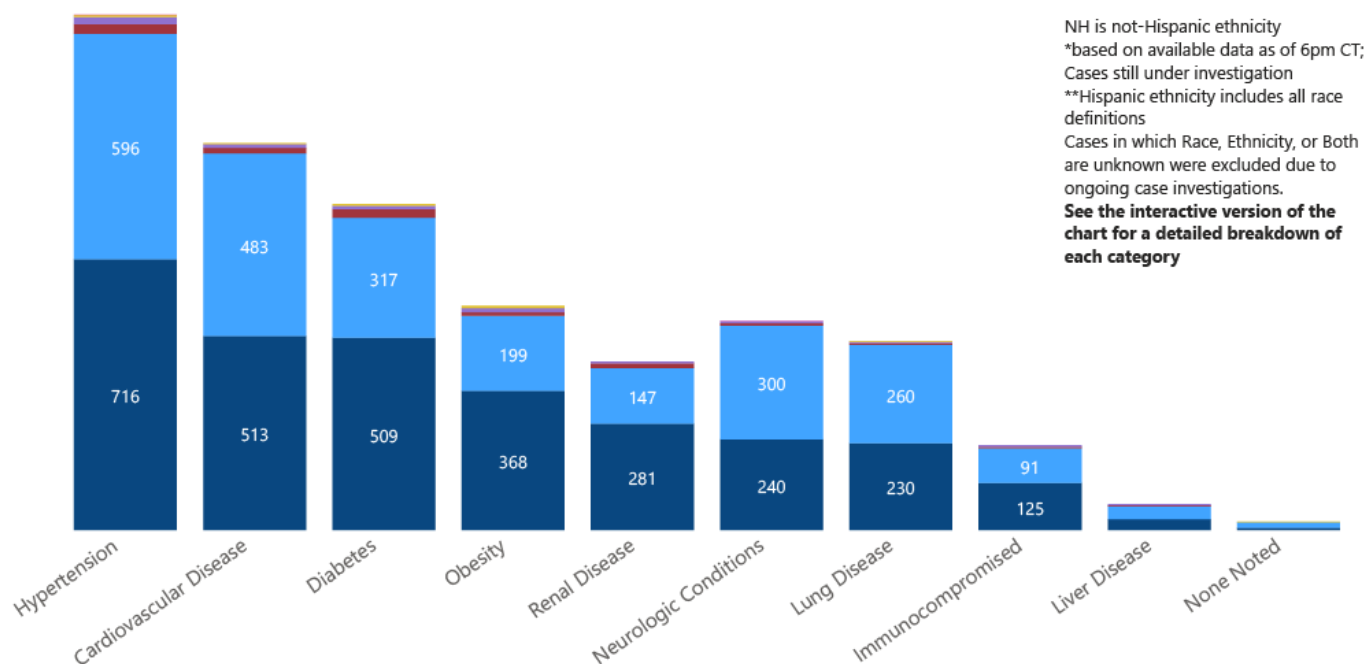


## Weekly Statewide Data Summaries

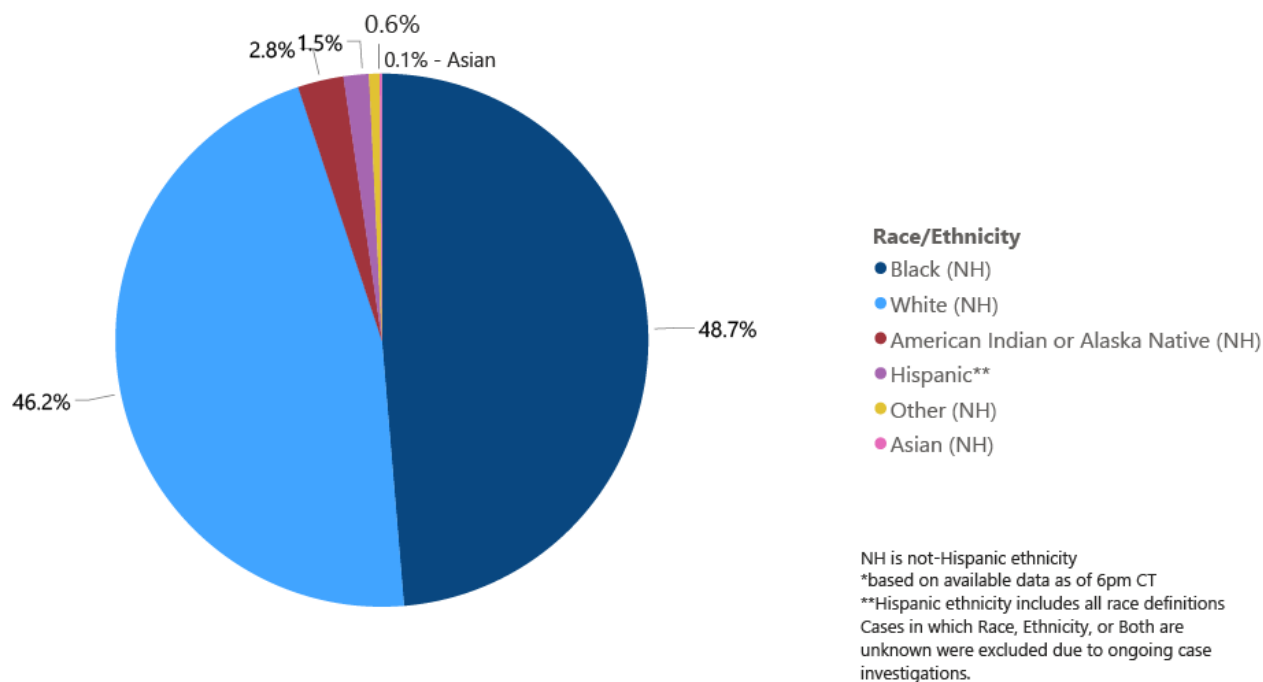
The statistical charts below are now updated weekly.

## COVID-19 Underlying Conditions in Deaths by Race/Ethnicity through September 13, 2020\*, Mississippi

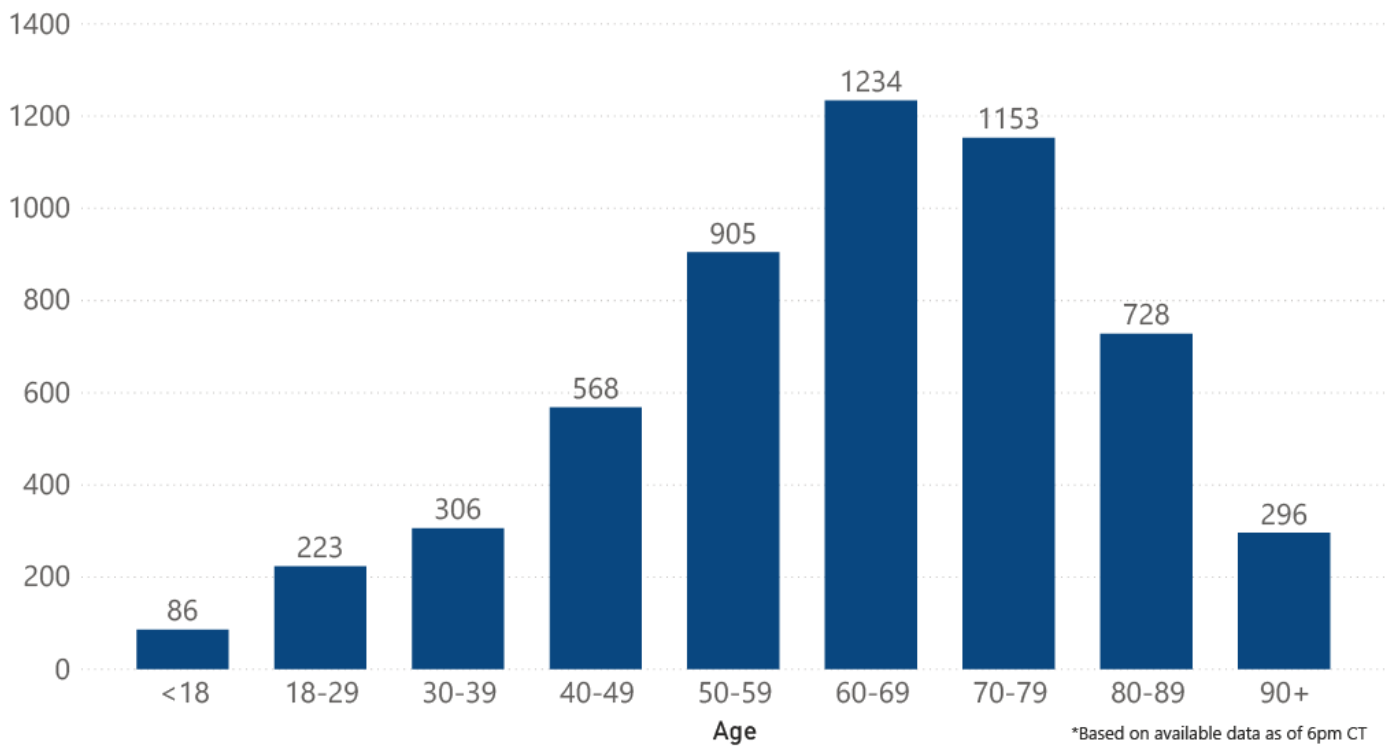
**Race/Ethnicity** ● Black (NH) ● White (NH) ● American Indian or Alaska Native (NH) ● Hispanic\*\* ● Other (NH) ● Asian (NH)



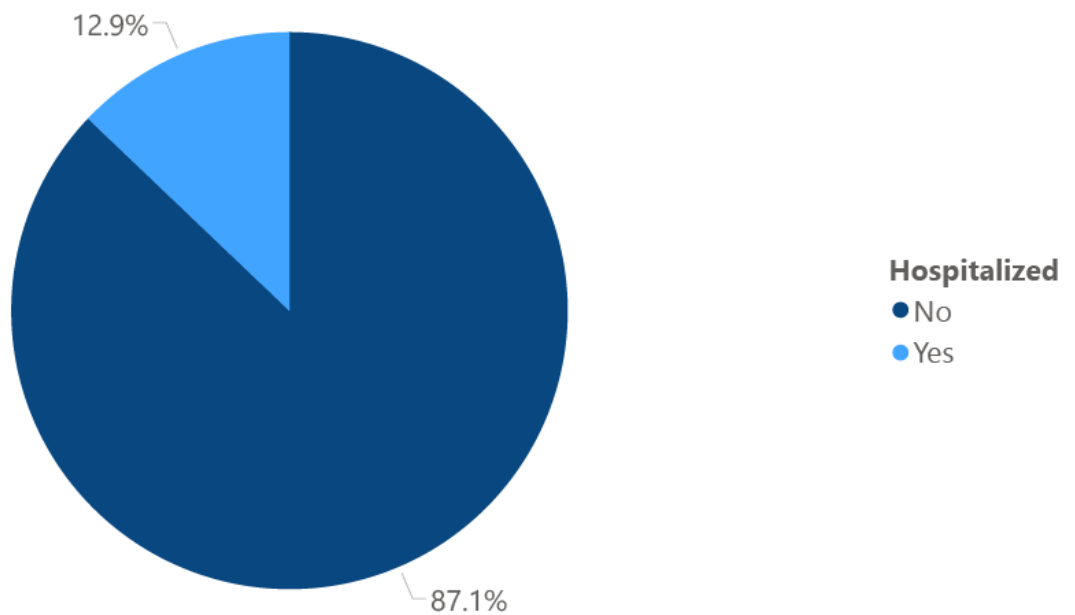
## COVID-19 Deaths by Race/Ethnicity through September 13, 2020\*, Mississippi



## COVID-19 Hospitalized Cases by Age through September 13, 2020\*, Mississippi



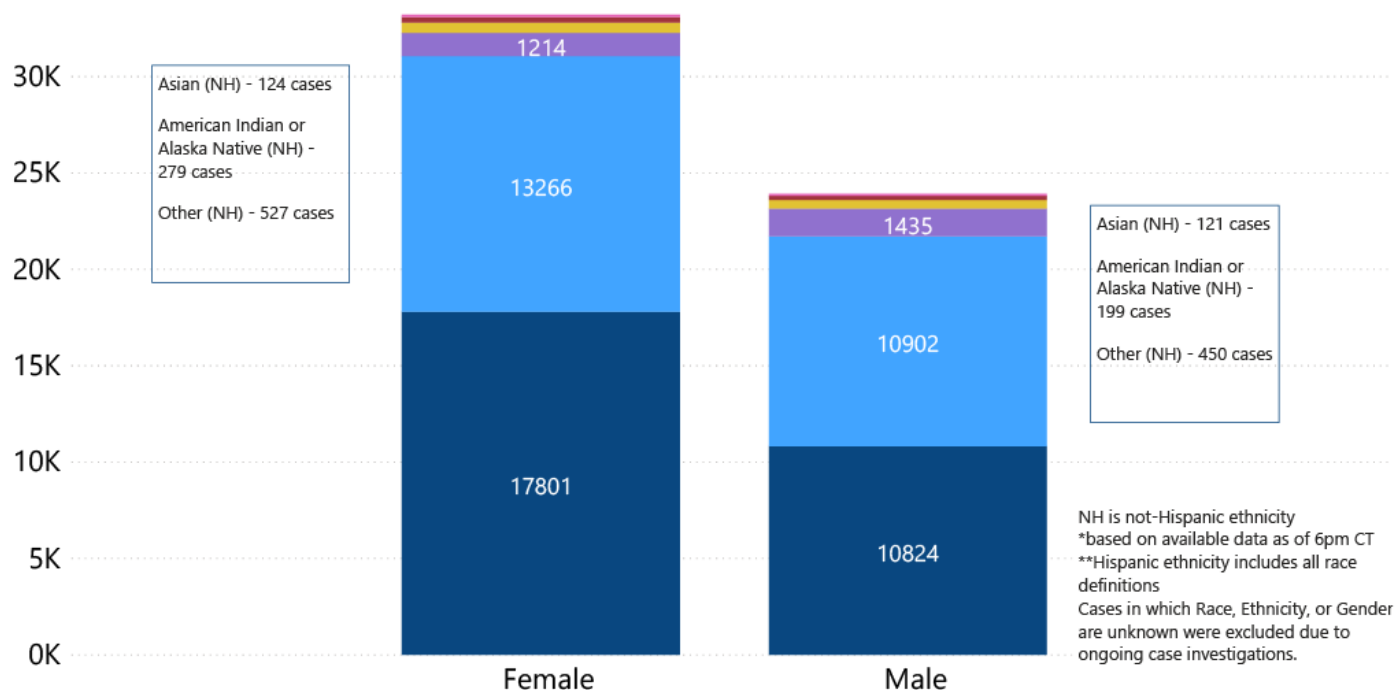
## COVID-19 Cumulative Hospitalizations-Investigated Cases September 13, 2020 \*



\* Cases in which hospitalization is unknown were excluded due to ongoing case investigations; based on available data as of 6 pm CT

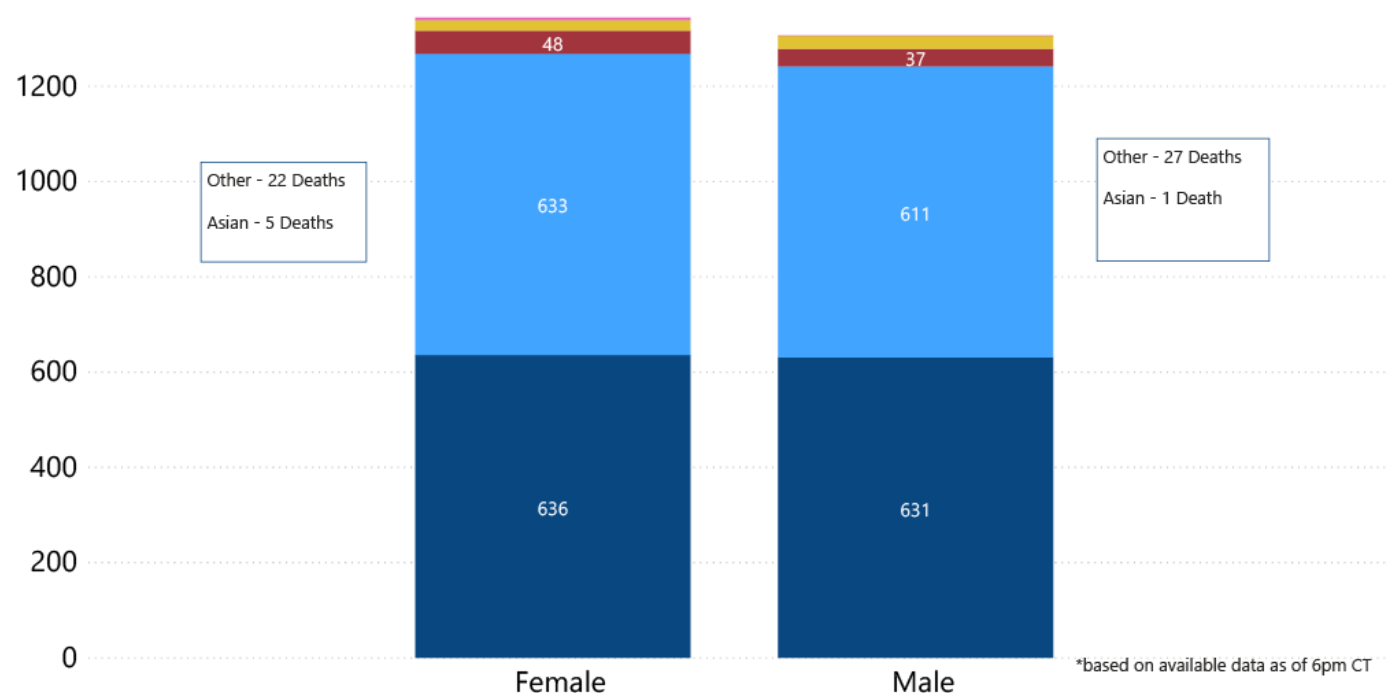
## COVID-19 Cases by Race/Ethnicity and Gender through September 13, 2020\*, Mississippi

**Race/Ethnicity** ● Black (NH) ● White (NH) ● Hispanic\*\* ● Other (NH) ● American Indian or Alaska Native (NH) ● Asian (NH)

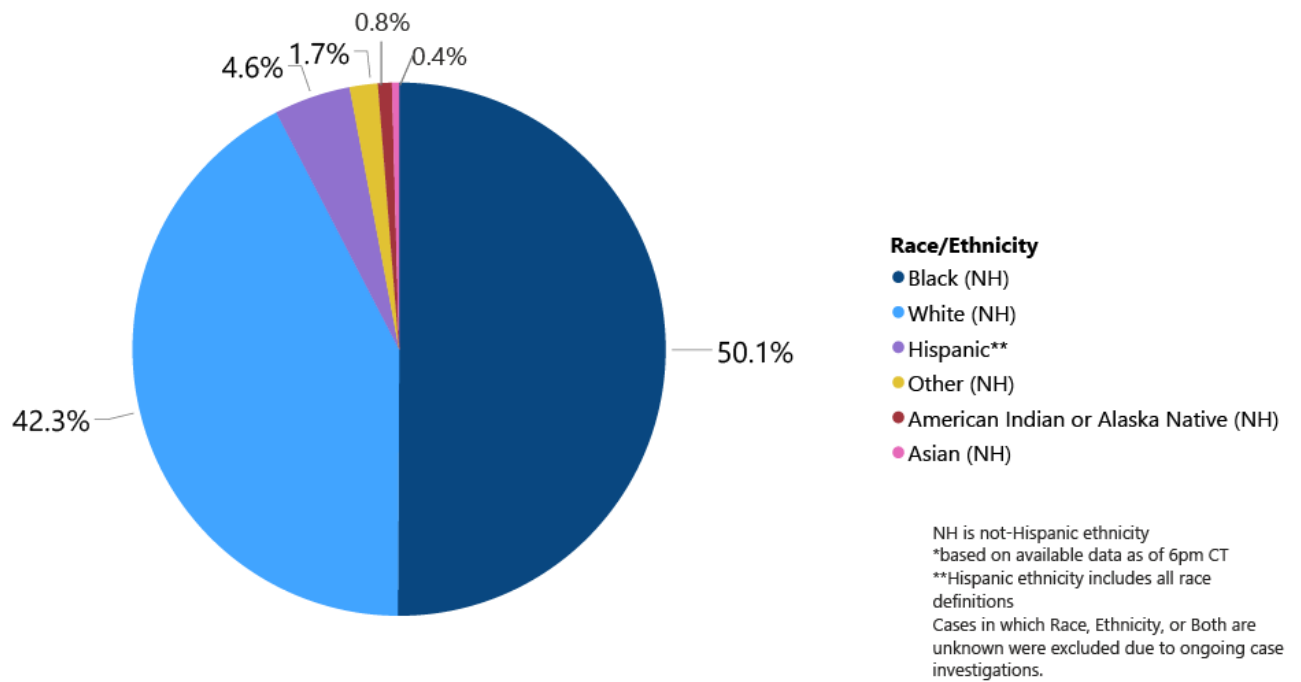


## COVID-19 Deaths by Race and Gender through September 13, 2020\*, Mississippi

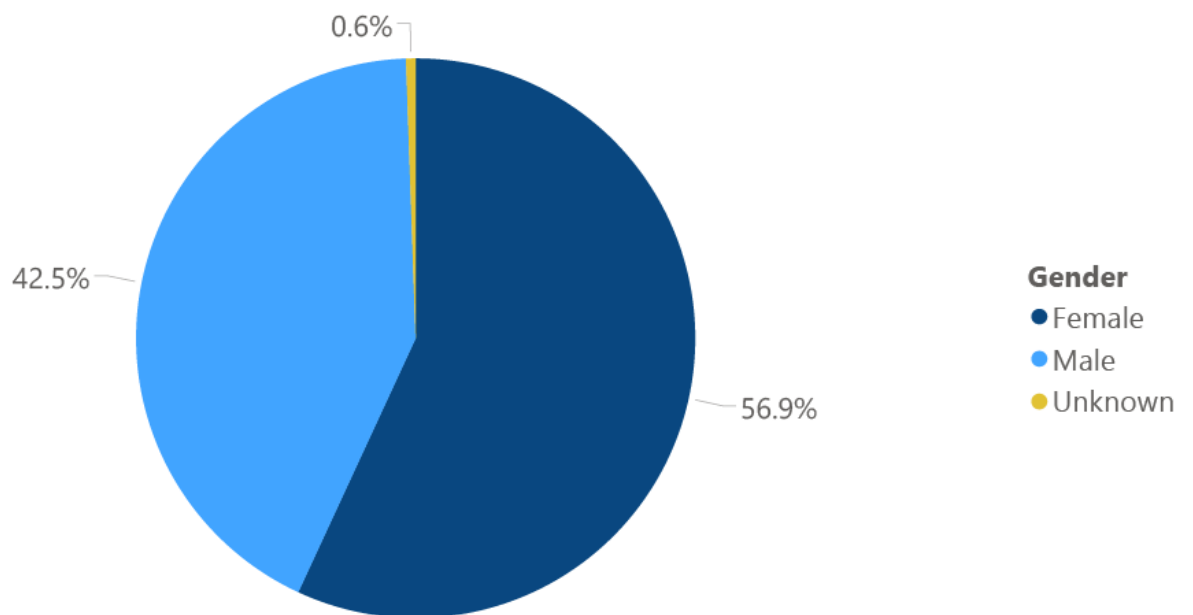
**Race** ● Black ● White ● American Indian or Alaska Native ● Other ● Asian



## COVID-19 Cases by Race/Ethnicity through September 13, 2020\*, Mississippi



## COVID-19 Cases by Gender through September 13, 2020\*, Mississippi



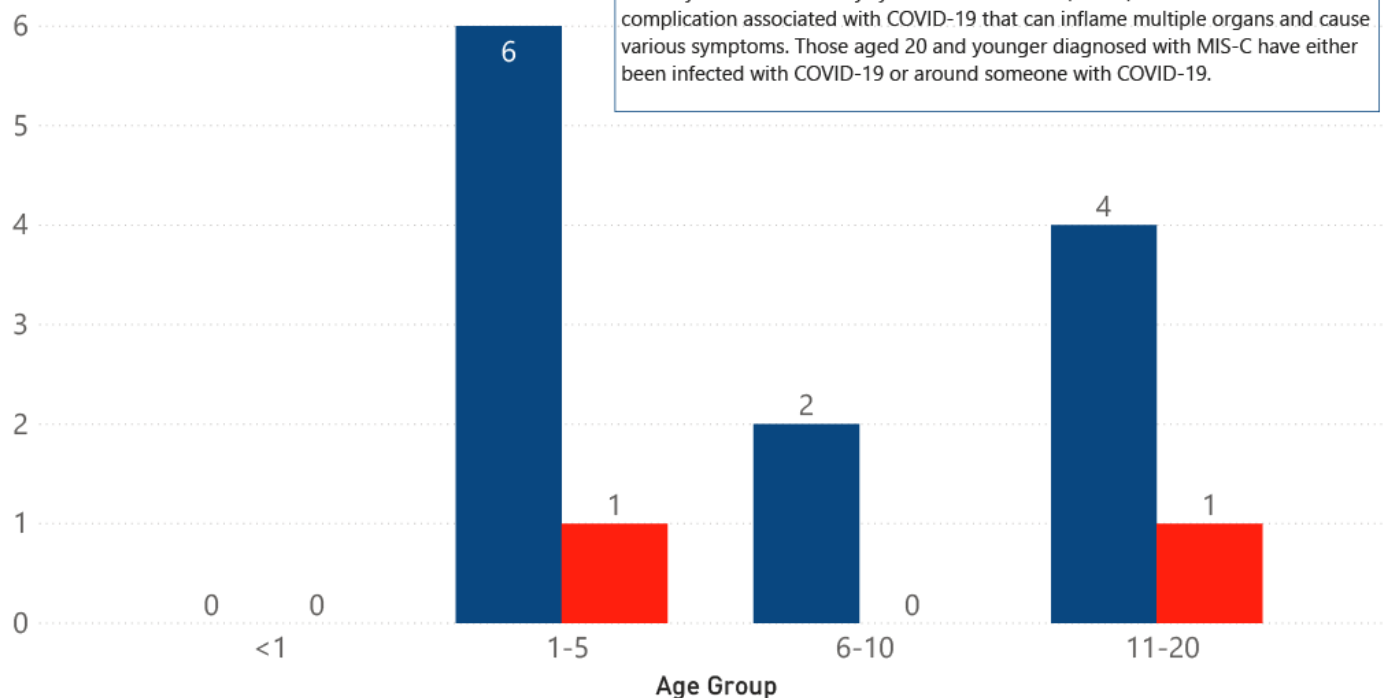
\*Based on available data as of 6pm CT

## Weekly Pediatric MIS-C Cases and Deaths

[Multisystem inflammatory syndrome in children \(MIS-C\)](#) is a rare but serious condition associated with COVID-19 that causes inflammation in many body parts, including the heart and other vital organs.

## MIS-C\* Cases and Deaths by Age Group through September 13, 2020, Mississippi

● MIS-C Cases ● MIS-C Deaths



## Weekly High Case and High Incidence Counties

Tracking counties with recent high numbers of COVID-19 cases, adjusted for population, provides insight on where local outbreaks are most serious, and where protective measures should be increased. For more accurate reporting, these weekly charts include sample collection dates only up to seven days in the past to allow for case investigation and delays in lab test reports.

Cases counts in these charts is based on the date of illness onset. If the date of illness is not known, the date the test sample was taken, or the date of test result reporting is used instead. Counts are adjusted as cases are investigated.

Counties are ranked by highest weekly case counts, and by weekly incidence (cases proportional to population). A separate table ranking all counties is also available. **All tables updated weekly.**

► [Full tables of counties ranked by weekly incidence and cases](#) PDF

### COVID-19 High Incidence MS Counties Over 1 Week Period (August 31 - September 6, 2020\*)

County	Cases (August 31-September 6)	Cases per 100,000 (August 31-September 6)	Cases to Date	Cases per 100,000 Total	Percent Change
PERRY	60	501.1	374	3123.7	19%
LAFAYETTE	252	466.5	1958	3624.7	15%
BOLIVAR	119	388.5	1708	5576.6	7%
QUITMAN	22	323.9	354	5212.0	7%
ITAWAMBA	70	299.3	692	2958.5	11%
TALLAHATCHIE	35	253.5	703	5090.9	5%
COAHOMA	56	253.1	1073	4849.9	6%
PRENTISS	55	218.9	742	2953.1	8%
SUNFLOWER	52	207.1	1338	5328.6	4%
YALOBUSHA	23	190.0	405	3344.9	6%
TISHOMINGO	36	185.7	629	3245.1	6%
PONTOTOC	58	180.3	1168	3630.3	5%

\*based on available data as of 6pm CT

Cases based on test date. Cases without test date excluded due to ongoing investigations.

Table will be updated weekly. A one week lag is used for reporting.

### COVID-19 High Case MS Counties Over 1 Week Period (August 31 - September 6, 2020\*)

County	Cases (August 31-September 6)	Cases per 100,000 (August 31-September 6)	Cases to Date	Cases per 100,000 Total	Percent Change
DESOTO	279	150.9	5173	2797.0	6%
LAFAYETTE	252	466.5	1958	3624.7	15%
HINDS	164	70.7	6820	2941.7	2%
HARRISON	154	74.0	3625	1742.1	4%
JACKSON	147	102.4	3297	2295.7	5%
LEE	147	172.1	2472	2893.4	6%
BOLIVAR	119	388.5	1708	5576.6	7%
RANKIN	97	62.5	3075	1980.4	3%
OKTIBBEHA	86	173.4	1694	3416.2	5%
MADISON	77	72.5	3136	2950.9	3%
ITAWAMBA	70	299.3	692	2958.5	11%
JONES	66	96.9	2298	3374.5	3%

\*based on available data as of 6pm CT

Cases based on test date. Cases without test date excluded due to ongoing investigations.

Table will be updated weekly. A one week lag is used for reporting.

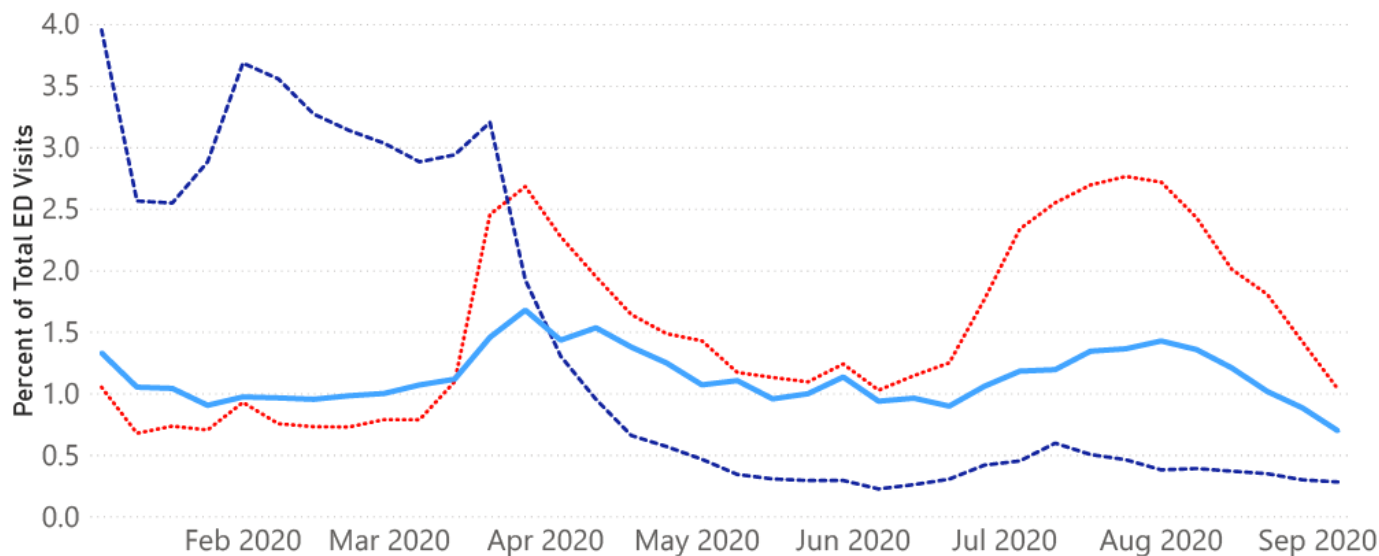
## Syndromic Surveillance

Emergency department visits by those with symptoms characteristic of COVID-19, influenza and pneumonia, updated weekly.



## Percentage of Emergency Department and Clinic visits for CLI, ILI, and Pneumonia Cases Weekly Statewide Summary, January 4, 2020 - September 5, 2020

..... COVID-19-Like Illness (CLI)    - - - Influenza-Like Illness (ILI)    — Pneumonia



\*The graph represents syndromic surveillance data from emergency department visits, reported electronically by hospitals throughout the state, that are consistent with COVID-19-Like Illness (CLI), Influenza-Like Illness (ILI), and Pneumonia. Based on available data as of 6pm CT. Graph will be updated weekly.

## Estimated Recoveries

Presumed COVID-19 cases recovered, estimated weekly (does not include cases still under investigation).

### COVID-19 Presumed Recovered Cases through September 13, 2020, Mississippi

**78,971**  
Presumed Recovered\*

\*Reflects Provisional Estimates. Presumed Recovered if:

- 1) It has been 14 days or more since the case tested positive, if they were not hospitalized
- 2) It has been 21 days or more since the case tested positive, if they were hospitalized or hospitalization was unknown.

All deaths excluded. Presumed recovered counts will be updated weekly.

## U.S. and World Cases

- ▶ [COVID-19 cases in the United States \(CDC\)](#)
- ▶ [U.S. COVID-19 Tracker \(CDC\)](#)
- ▶ [COVID-19 Global Case Map \(Johns Hopkins University\)](#)

---

## COVID-19 Testing

### Statewide Combined Testing as of September 11

COVID-19 testing providers around the state include commercial laboratories as well as hospital labs. Combined with testing done by the MSDH Public Health Laboratory, the figures provide a complete picture of all Mississippi testing.

**PCR** testing detects current, active COVID-19 infection in an individual.

**Antibody** (serology) testing identifies individuals with past COVID-19 infection based on antibodies they develop one to three weeks after infection.

**Antigen** testing is another way to identify current COVID-19 infection.

	Total tests	PCR	Antibody	Antigen
MSDH Public Health Laboratory	105,521	104,281	1,240	0
Other testing providers	578,590	512,880	27,453	38,257
Total tests for COVID-19 statewide	<b>684,111</b>	<b>617,161</b>	<b>28,693</b>	<b>38,257</b>

### MSDH Individuals Tested as of September 13

MSDH Public Health Laboratory (MPHL) testing totals as of 3 p.m. These totals are for tests performed at the MPHL only.

- Total individuals tested by the MPHL: **78,696**
- Total positive individuals from MPHL tests: **8,572**

## Getting Tested for COVID-19

The MSDH Public Health Laboratory, its partners, and private providers are testing statewide for COVID-19.

Anyone with symptoms of fever, severe cough or severe chest pains – especially those who are older or in poor health – should make arrangements for testing with their doctor or one of the many healthcare providers now performing testing. Healthcare providers can assess your health history and symptoms, and perform testing for COVID-19 as needed. MSDH is also helping conduct free drive-up testing sites in many parts of the state. **Always call ahead to the testing provider for instructions on safely being examined before you visit for your test.**

- ▶ [Find a COVID-19 testing provider near you](#)

- ▶ [Video: A tour through COVID-19 testing at the MSDH Public Health Lab](#)

## Prevention and Guidance for Individuals and the Community

- ▶ [Preventive steps to take, recommendations, guidance and general information on COVID-19](#)

Get weekly restaurant inspections and more by e-mail:



Last reviewed on Mar 5,

2020

[error on this](#)

[email page](#)

[print](#)

### *Related resources*

- ▶ [IT IS REAL: COVID-19 as Told by Survivors](#)
- ▶ [Local COVID-19 Testing Providers](#)
- ▶ [COVID-19 Guidance and Prevention for Individuals and the Community](#)  
Updated September 1, 2020

### *More topics*

- ▶ [\[ Espanol, Tieng Viet, ASL \]](#)
- ▶ [County Data](#)
- ▶ [Diagnostic Testing EUA](#)
- ▶ [Handouts and Posters](#)
- ▶ [Healthcare Professionals](#)
- ▶ [Interactive Map and Charts](#)
- ▶ [Long-Term Care Outbreaks](#)
- ▶ [Prevention and Safety Guidance](#)
- ▶ [School Cases and Outbreaks](#)
- ▶ [Testing for COVID-19](#)



A few feet makes a big difference.

**#stopcovid19**

#### **AGENCY**

[About Us](#)

[Administration](#)

[Board of Health](#)

[County Offices](#)

[Institutional Review](#)

[Jobs](#)

[Locations](#)

[Public Health Laboratory](#)

[RFPs/Grants](#)

[More »](#)

---

[Intranet](#)

[OHIT+ER Service Center](#)

[Webmail](#)

---

## INFORMATION

[Apps](#)

[Calendar of Events](#)

[Contact Us](#)

[Meetings](#)

[Health Resources](#)

[Hotlines](#)

[Locations](#)

[News](#)

[Newsletter](#)

[Phone Numbers](#)

[Español](#)

---

## I NEED A ...

[Birth Certificate](#)

[Certificate of Need](#)

[Children's Health Insurance](#)

[Complaint Form](#)

[Criminal History Check](#)

[Death Certificate](#)

[Divorce Record](#)

[Food Permit](#)

[Immunization Record](#)

[J-1 Visa](#)

[License Verification](#)

[Marriage Record](#)

[Professional License](#)

[Public Records Request](#)

[Wastewater Application](#)

---

## PUBLICATIONS

[Annual Report](#)

[CON Weekly Reports](#)

[Health Facilities Directory](#)

[Mississippi Morbidity Reports](#)

[Public Health Report](#)

State Health Plan

Strategic Plan

*More »*

Mississippi State Department of Health • 570 East Woodrow Wilson Dr • Jackson, MS 39216 • 866-HLTHY4U • [Contact and information](#)

