



Coronavirus Disease 2019 (COVID-19)

Updated September 18, 2020

The national Centers for Disease Control and Prevention (CDC) and the Mississippi State Department of Health continue to closely monitor the outbreak of respiratory illnesses caused by the novel (new) coronavirus COVID-19, and are working to limit the spread of cases nationally and in Mississippi.

General Information

- ▶ **COVID-19 and You:** Video Q & A with State Health Officer Dr. Thomas Dobbs
- ▶ COVID-19 overview, questions and answers
- ▶ Guidance, prevention and testing
- ▶ Handouts: Basic disease prevention, handwashing and more
- ▶ ASL, Spanish and Vietnamese materials

Face coverings are required by order of the Governor for all Mississippians in [schools](#), businesses and indoor public spaces, and in outdoor public spaces where consistent social distancing is not possible. [Details and exceptions »](#)

Home isolation is mandatory if you have tested positive for COVID-19 by [order of the State Health Officer](#). (If you are awaiting results of routine testing *not* related to exposure, you may [return to work](#) and follow the safety guidance of your employer.) If you have been in contact with someone who has COVID-19, quarantine is also important to protect others. [Find out more »](#)

Healthcare Professionals

Guidance and more →

- ▶ MSDH guidance
- ▶ Electronic reporting
- ▶ Specimens
- ▶ Lab dropoff
- ▶ CDC guidance
- ▶ MS-HAN Alerts

ALL HEALTHCARE

Current Cases and Statistics

County and state data →

- ▶ [Case and death totals](#)
- ▶ [County case summaries](#)
- ▶ [Data charts and map](#)
- ▶ [Schools and LTC facilities](#)
- ▶ [Lab testing](#)
- ▶ [Recoveries](#)

[ALL STATISTICS](#)

Guidance, Testing and Prevention

Personal and community →

- ▶ [Getting tested](#)
- ▶ [Personal protection](#)
- ▶ [Gatherings and events](#)
- ▶ [Business and community](#)
- ▶ [School guidelines](#)
- ▶ [State agencies](#)

[ALL GUIDANCE](#)

Mississippi Coronavirus Hotline (7 days a week, 7 a.m.–7 p.m.): **877-978-6453**

COVID-19 in Mississippi

New Cases and Deaths as of September 17

NEW CASES

497

New COVID-19 positive test results reported to MSDH as of 6 p.m. yesterday.

NEW DEATHS

12

New COVID-19 related deaths reported to MSDH as of 6 p.m. yesterday.

County	Total
Adams	1
Alcorn	1
Covington	1
Desoto	2
Greene	1
Hinds	1
Lauderdale	1
Marshall	1
Perry	1
Rankin	1
Tishomingo	1

LTC OUTBREAKS

126

Current outbreaks in long-term care facilities only. (See [LTC facility outbreak definition.](#))

About our case counts: We currently update our case totals each day based on test results from the previous day. Outside laboratories also report positive test results to us, which are included in our totals. Repeated tests for the same individual are counted only once. County case numbers and deaths may change as investigation finds new or additional information.

County COVID-19 Data

Race and Ethnicity

- [Total COVID-19 cases and deaths by county, race and ethnicity](#) PDF
Current and past data tables, updated daily

Trends and Data for Individual Counties

- [Weekly COVID-19 summaries for each Mississippi county](#)

High Cases and Incidence

- [Mississippi counties ranked by weekly cases and incidence](#)

Cumulative Cases and Deaths by County

Totals of all reported COVID-19 cases for 2020, including those in long-term care (LTC) facilities.

The numbers in this table are provisional. County case numbers and deaths may change as investigation finds new or additional information. The data provided below is the most current available.

County	Total Cases	Total Deaths	Total LTC Facility Cases	Total LTC Facility Deaths
Adams	909	36	47	12
Alcorn	763	11	18	2
Amite	311	10	14	2
Attala	640	25	90	20
Benton	218	1	2	0
Bolivar	1775	65	197	26
Calhoun	506	12	25	4
Carroll	310	12	45	9
Chickasaw	641	24	43	13
Choctaw	177	5	1	0
Claiborne	451	16	43	9
Clarke	531	38	59	17
Clay	565	16	16	1
Coahoma	1112	27	79	2
Copiah	1157	33	47	4
Covington	796	22	30	7
De Soto	5354	55	63	13
Forrest	2317	69	171	40
Franklin	187	3	3	1
George	740	13	28	6
Greene	338	17	37	6
Grenada	1050	35	105	20
Hancock	557	20	9	4
Harrison	3707	71	239	29
Hinds	6931	154	406	63
Holmes	1085	58	100	20
Humphreys	372	15	21	6
Issaquena	103	3		0
Itawamba	746	21	81	16
Jackson	3358	67	77	7
Jasper	538	15	1	0
Jefferson	237	9	12	3
Total	92,432	2,792	5,805	1,157

County	Total Cases	Total Deaths	Total LTC Facility Cases	Total LTC Facility Deaths
Jefferson Davis	323	11	3	1
Jones	2376	78	180	37
Kemper	286	15	39	9
Lafayette	2050	39	122	28
Lamar	1577	33	27	11
Lauderdale	1990	124	260	73
Lawrence	423	12	26	2
Leake	937	35	19	2
Lee	2561	66	155	30
Leflore	1353	80	189	45
Lincoln	1049	53	142	32
Lowndes	1389	57	99	33
Madison	3190	86	238	45
Marion	836	33	73	9
Marshall	1071	15	31	6
Monroe	1182	65	163	50
Montgomery	453	20	49	9
Neshoba	1529	103	113	37
Newton	750	22	35	7
Noxubee	540	15	19	4
Oktibbeha	1741	49	193	31
Panola	1424	26	13	2
Pearl River	851	50	72	20
Perry	394	17	17	4
Pike	1204	48	80	21
Pontotoc	1212	16	17	1
Prentiss	803	17	48	3
Quitman	372	5		0
Rankin	3161	74	155	18
Scott	1159	25	19	3
Sharkey	262	12	43	8
Simpson	1007	42	106	18
Smith	518	14	54	8
Total	92,432	2,792	5,805	1,157

County	Total Cases	Total Deaths	Total LTC Facility Cases	Total LTC Facility Deaths
Stone	348	11	51	7
Sunflower	1396	43	71	11
Tallahatchie	745	18	30	4
Tate	950	37	32	13
Tippah	637	16	5	0
Tishomingo	653	36	96	25
Tunica	476	13	12	2
Union	977	24	46	11
Walthall	590	25	67	13
Warren	1372	50	115	24
Washington	2163	71	110	23
Wayne	871	21	59	10
Webster	328	13	52	11
Wilkinson	301	17	20	5
Winston	720	19	40	11
Yalobusha	415	14	35	7
Yazoo	1035	29	56	11
Total	92,432	2,792	5,805	1,157

Case Classifications

Mississippi investigates and reports both probable and confirmed cases and deaths according to the [CSTE case definition](#).

	Confirmed	Probable	Total
Cases	86,289	6,143	92,432
Deaths	2,579	213	2,792

Confirmed cases and deaths are generally determined by positive PCR tests, which detect the presence of ongoing coronavirus infection.

Probable cases are those who test positive by other testing methods such as antibody or antigen, and have recent symptoms consistent with COVID-19, indicating a recent infection.

Probable deaths are those individuals with a designation of COVID-19 as a cause of death on the death certificate, but where no confirmatory testing was performed.

Deaths from COVID-19 and Other Causes

This table of death counts compares COVID-19 deaths in Mississippi by week with deaths from other major causes, including contributing and underlying causes.

► [Mississippi Provisional Deaths Counts by Week](#)
Updated weekly

K-12 School Report by County

Mississippi K-12 schools make weekly reports of cases among students, teachers and staff, number of outbreaks, and teachers and students under quarantine as a result of COVID-19 exposure. These reports are then summarized by county. *Note:* An outbreak in a school setting is defined as 3 or more individuals diagnosed with COVID-19 in the same group within a 14-day period.

These cases have been directly reported to MSDH by each school, and may not yet have appeared in our state and county totals of cases reported by laboratories.

- ▶ [K-12 school cases, outbreaks and exposure totals by county](#)
Updated weekly

Long-Term Care Facility Cases and Outbreaks

Long-term care (LTC) facilities like nursing homes are considered high risk locations because their residents are older or in poor health. A single confirmed COVID-19 infection in an LTC facility resident, or more than one infection in employees or staff in a 14-day period constitutes an outbreak. Residential care facilities also represent group living facilities where COVID-19 can be easily spread. We investigate residents, staff and close contacts of infected individuals for possible exposure.

These outbreak figures are reported directly to MSDH by the facility. Many of the cases and deaths reported by facilities may not yet be included in our totals of lab-reported cases.

- ▶ [Mississippi COVID-19 cases and deaths in long-term care facilities](#) PDF
Long-term care facilities include nursing homes, personal care homes, assisted living homes, and intermediate care facilities for individuals with intellectual disability (ICF-IID)
- ▶ [Mississippi COVID-19 cases and deaths in residential care facilities](#) PDF
Residential care facilities include psychiatric or chemical dependency residential treatment centers and long-term acute care facilities.

Ongoing Outbreaks

This weekly table of ongoing outbreaks lists all facilities that have reported a current, active outbreak of COVID-19. The reported totals are for cases and deaths associated with the current outbreak only.

Note: The cases and deaths in this document have been reported to us directly by the facilities, and may not have appeared yet in our county totals, which are based on reports from testing laboratories.

- ▶ [Mississippi long-term care facilities with active COVID-19 outbreaks](#)
Current and past listings

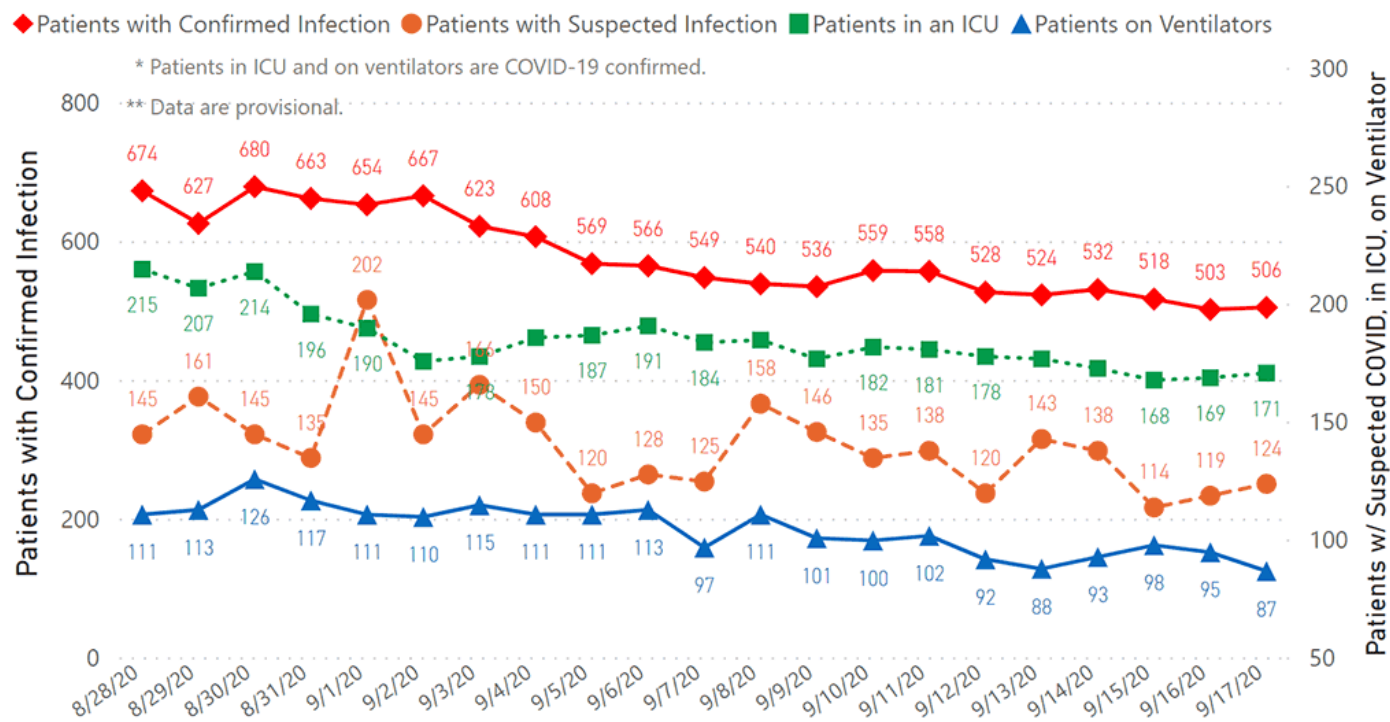
Mississippi COVID-19 Data Charts and Map

All data reports below are updated as they become available.

Hospitalizations and Bed Availability

- ▶ [Interactive chart of hospitalizations by date](#)
- ▶ [Interactive chart of local and state hospital bed availability](#)

COVID-19 Hospitalizations Reported by MS Hospitals, 8/28/20-9/17/20 *,**



Daily Statewide Data Charts

Our state case map and other data charts are also available in interactive form.

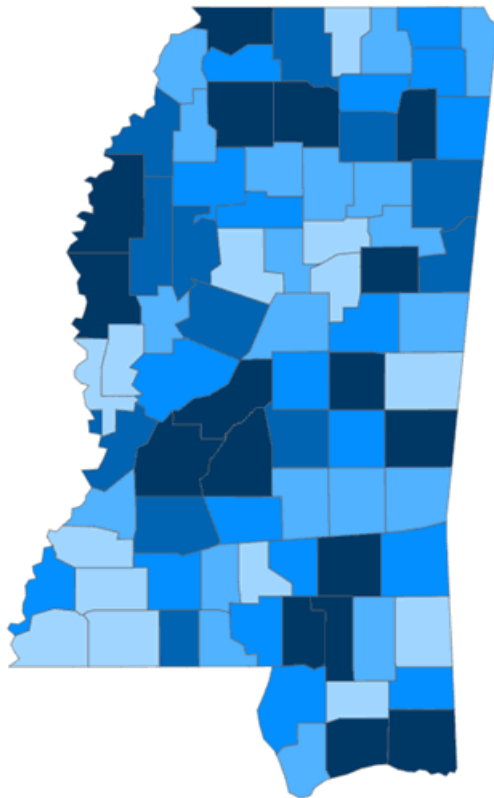
- [View interactive map](#)
- [View interactive epidemiological trend and syndromic surveillance](#)

The charts below are based on available data at the time of publication. Charts do **not** include cases where insufficient details of the case are known.

Mississippi COVID-19
Cases and Deaths by Race with Ethnicity
as of 6 pm CT, September 17, 2020

Total Cases

92,432



1 to 350 351 to 700 701 to 1050 1051 to 1400 >1400

	American Indian or Alaska Native	Asian	Black	White	Other	Unknown
Non Hispanic	484	257	29,359	25,041	1,010	414
Hispanic	16	11	116	804	1,655	115
Unknown Ethnicity	778	70	7,344	7,044	4,522	13,392

Total Deaths

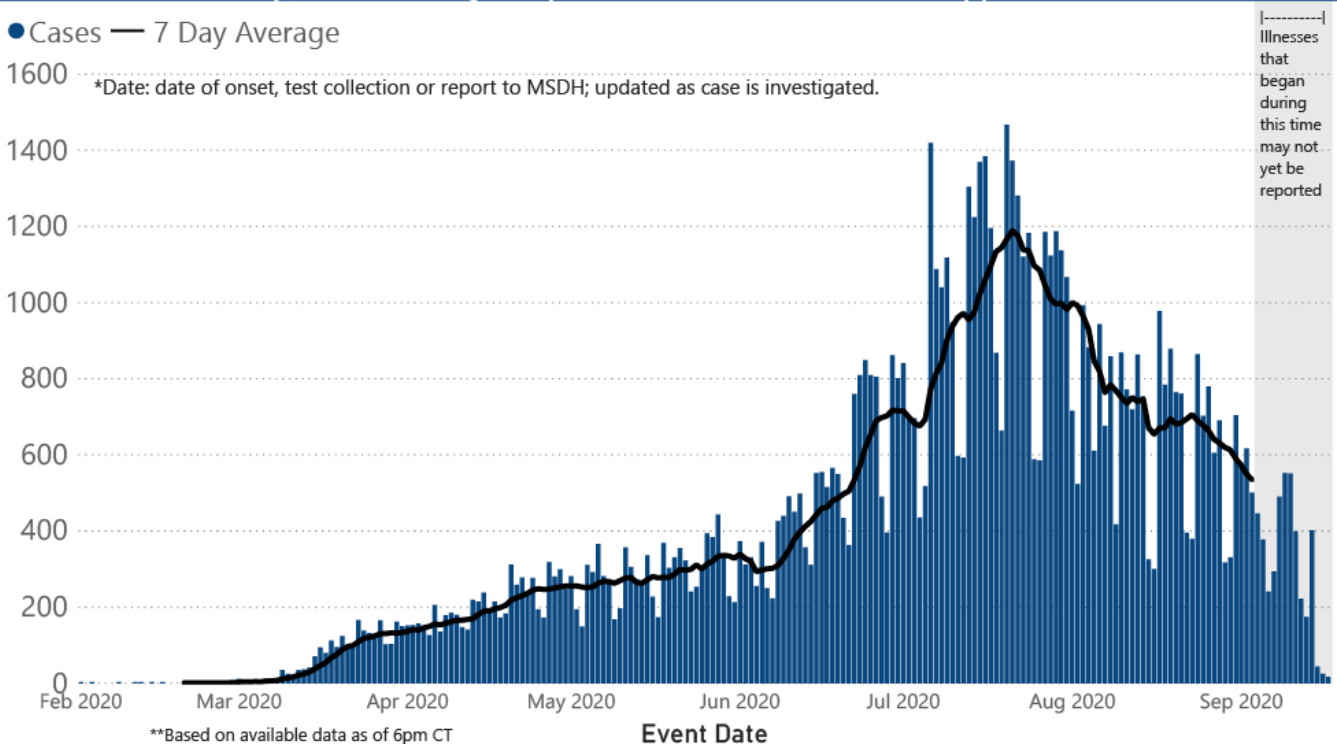
2,792

	American Indian or Alaska Native	Asian	Black	White	Other	Unknown
Non Hispanic	65	3	1,172	1,112	15	2
Hispanic	1	0	4	19	13	1
Unknown Ethnicity	19	3	132	155	22	54

COVID-19 Cases by Date* through September 17, 2020**, Mississippi

● Cases — 7 Day Average

*Date: date of onset, test collection or report to MSDH; updated as case is investigated.



**Based on available data as of 6pm CT

Note: Values up to two weeks in the past on the chart of Cases by Date above can change as we update it with new information from disease investigation.

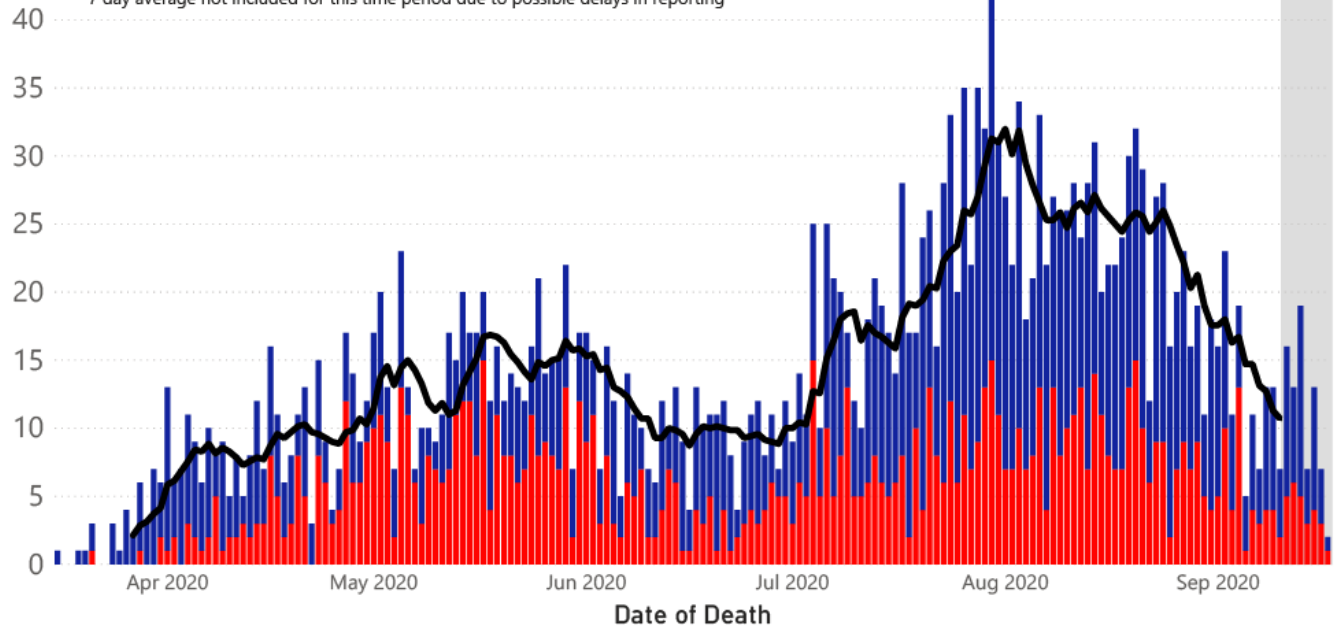
COVID-19 LTCF* and Non-LTCF Deaths by Date of Death through September 17, 2020**, Mississippi

● Resident of LTCF Deaths ● Non-Resident of LTCF Deaths — 7 Day Average

*LTCF is Long Term Care Facility and includes Nursing Homes, ICF-IID, Assisted Living, and Personal Care Homes

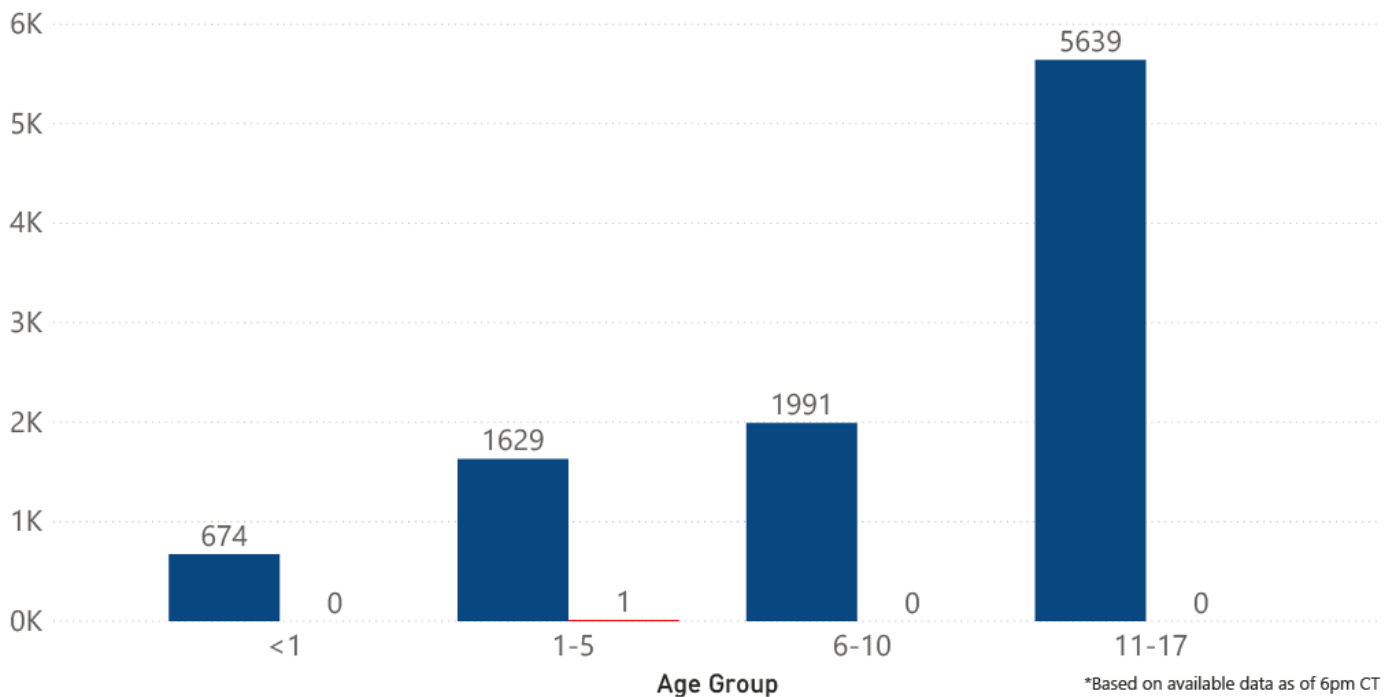
**based on available data as of 6pm CT

***7 day average not included for this time period due to possible delays in reporting



COVID-19 Pediatric Cases and Deaths by Age Group through September 17, 2020*, Mississippi

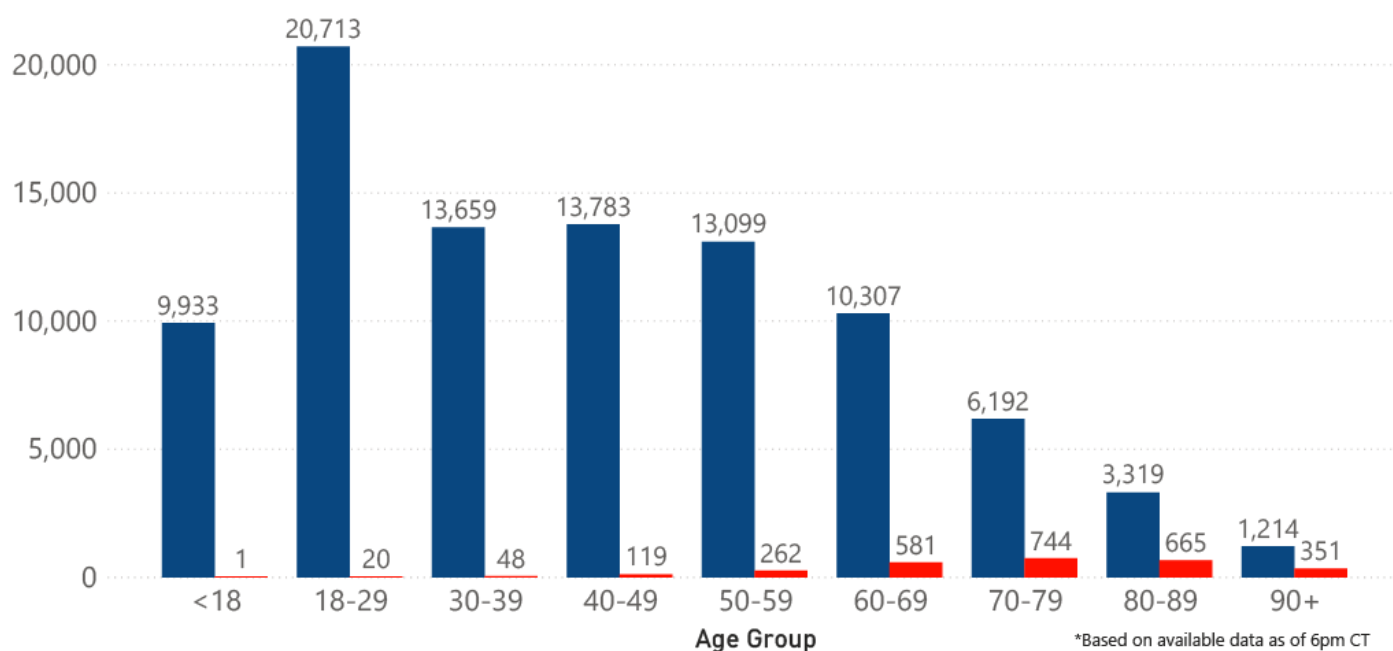
● Cases ● Deaths



*Based on available data as of 6pm CT

COVID-19 Cases and Deaths by Age Group through September 17, 2020*, Mississippi

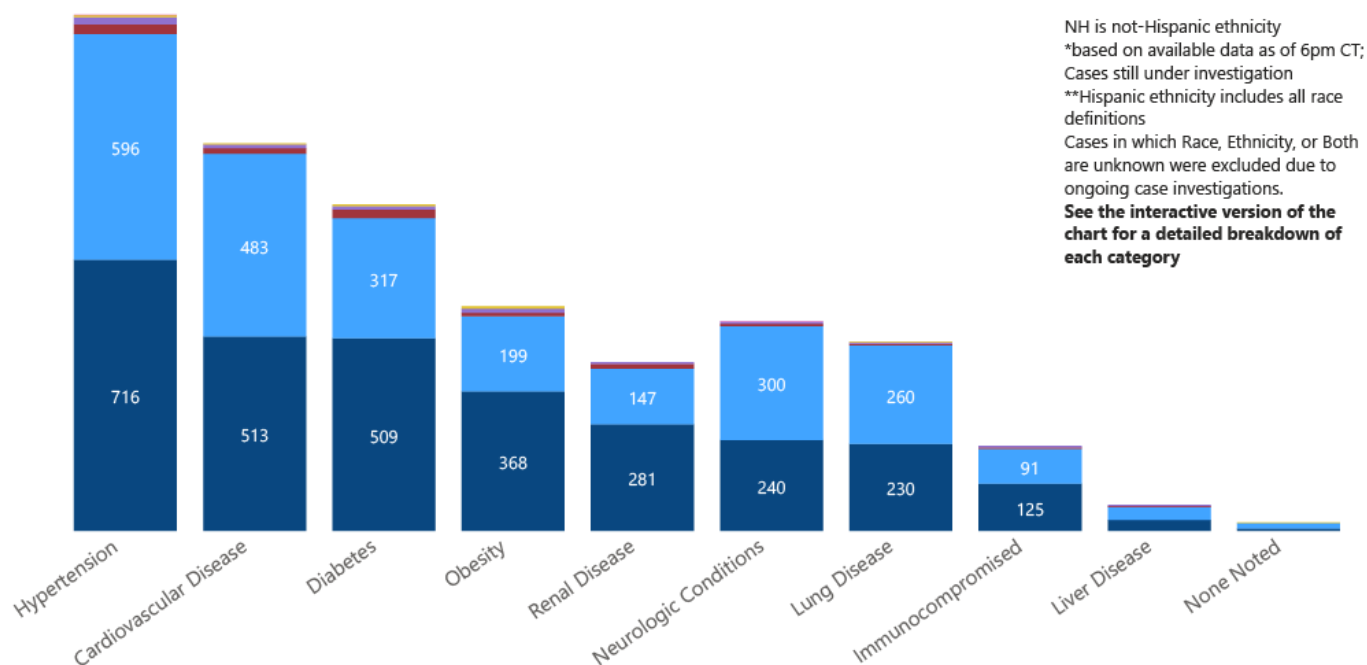
● Cases ● Deaths



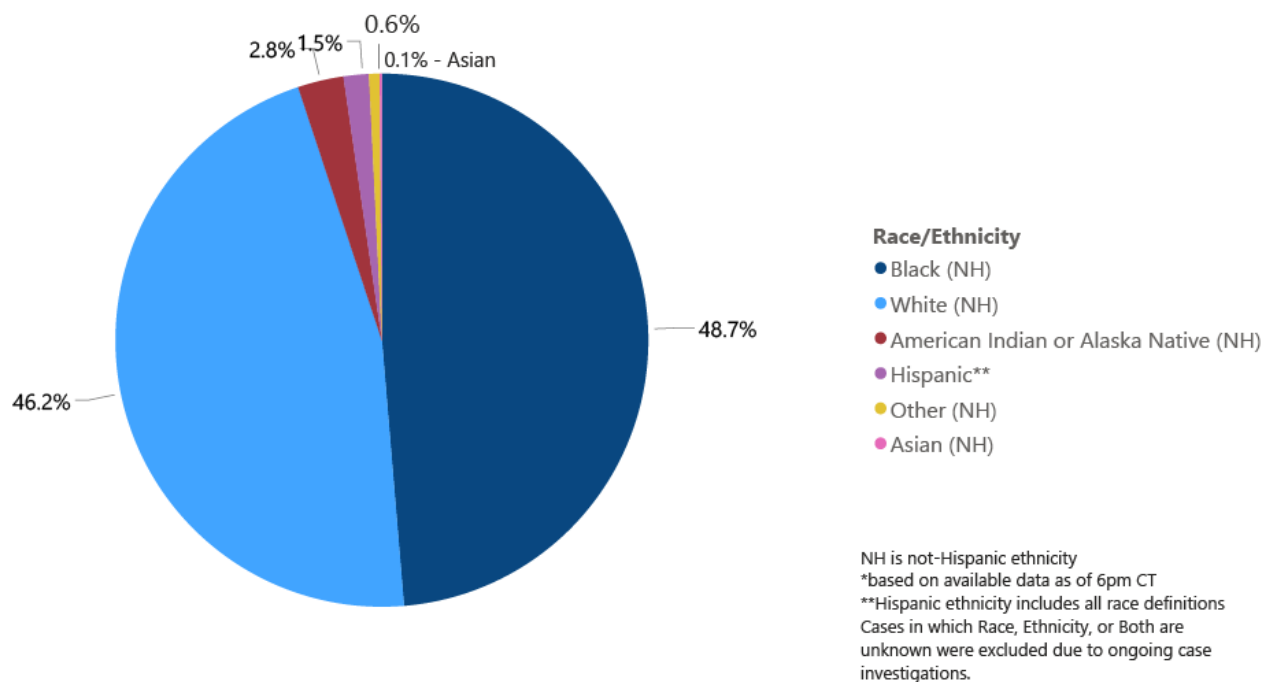
Weekly Statewide Data Summaries

COVID-19 Underlying Conditions in Deaths by Race/Ethnicity through September 13, 2020*, Mississippi

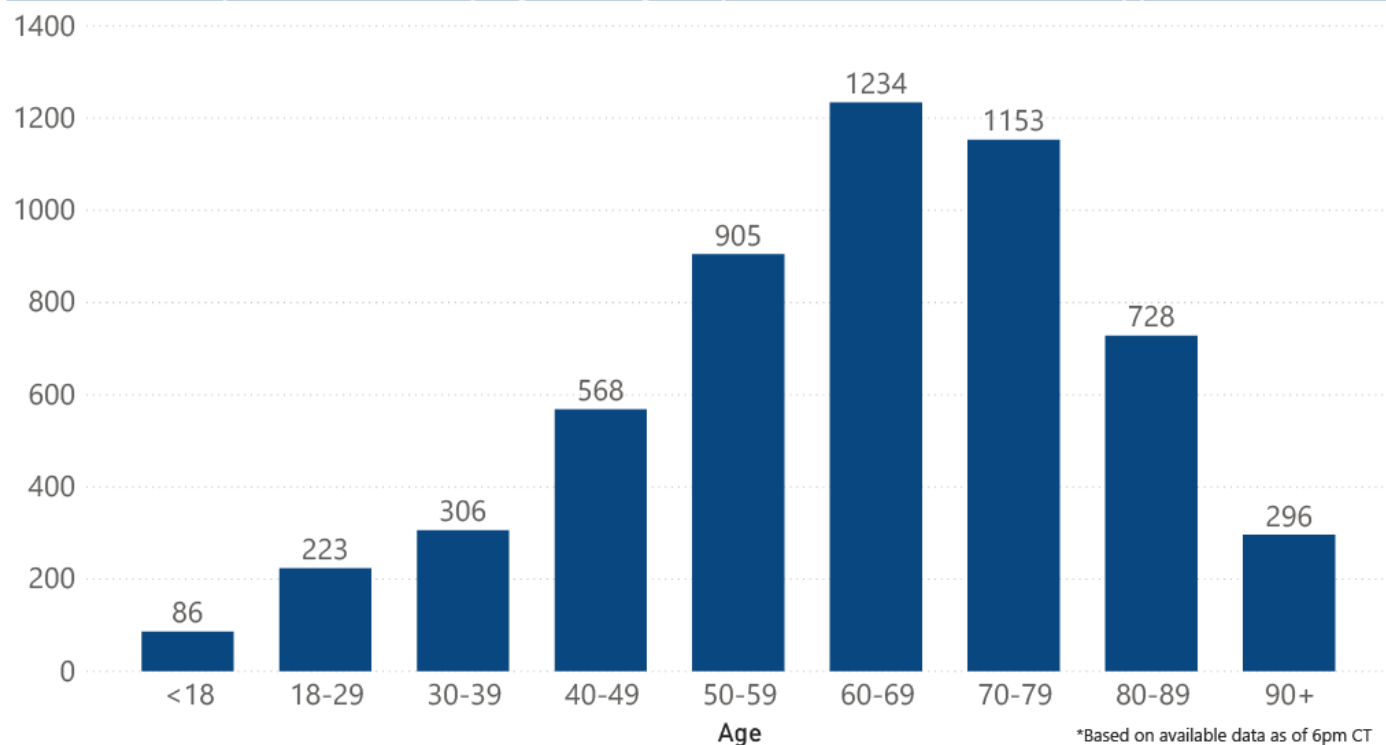
Race/Ethnicity ● Black (NH) ● White (NH) ● American Indian or Alaska Native (NH) ● Hispanic** ● Other (NH) ● Asian (NH)



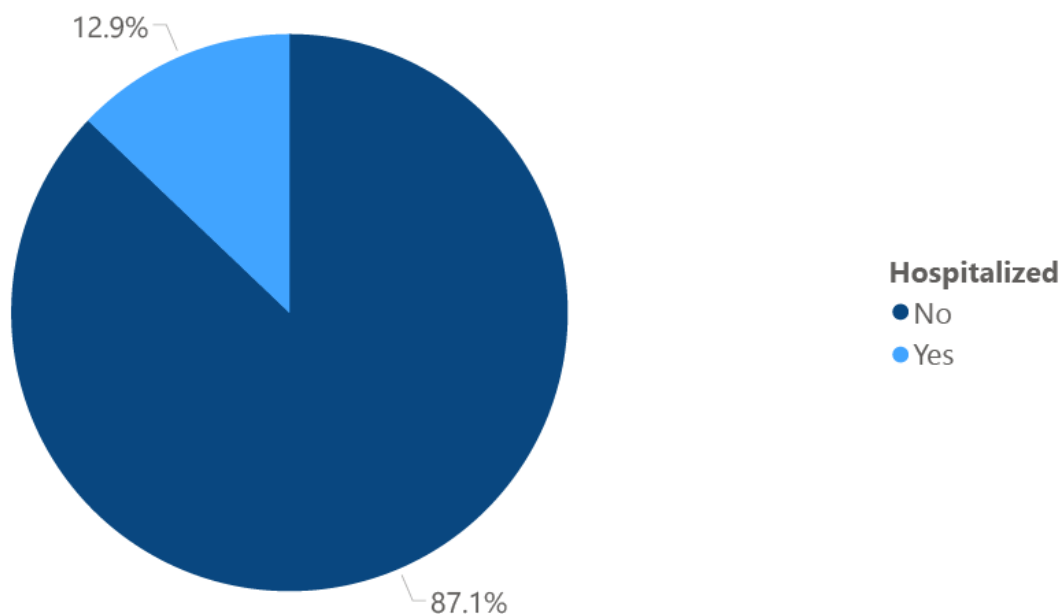
COVID-19 Deaths by Race/Ethnicity through September 13, 2020*, Mississippi



COVID-19 Hospitalized Cases by Age through September 13, 2020*, Mississippi



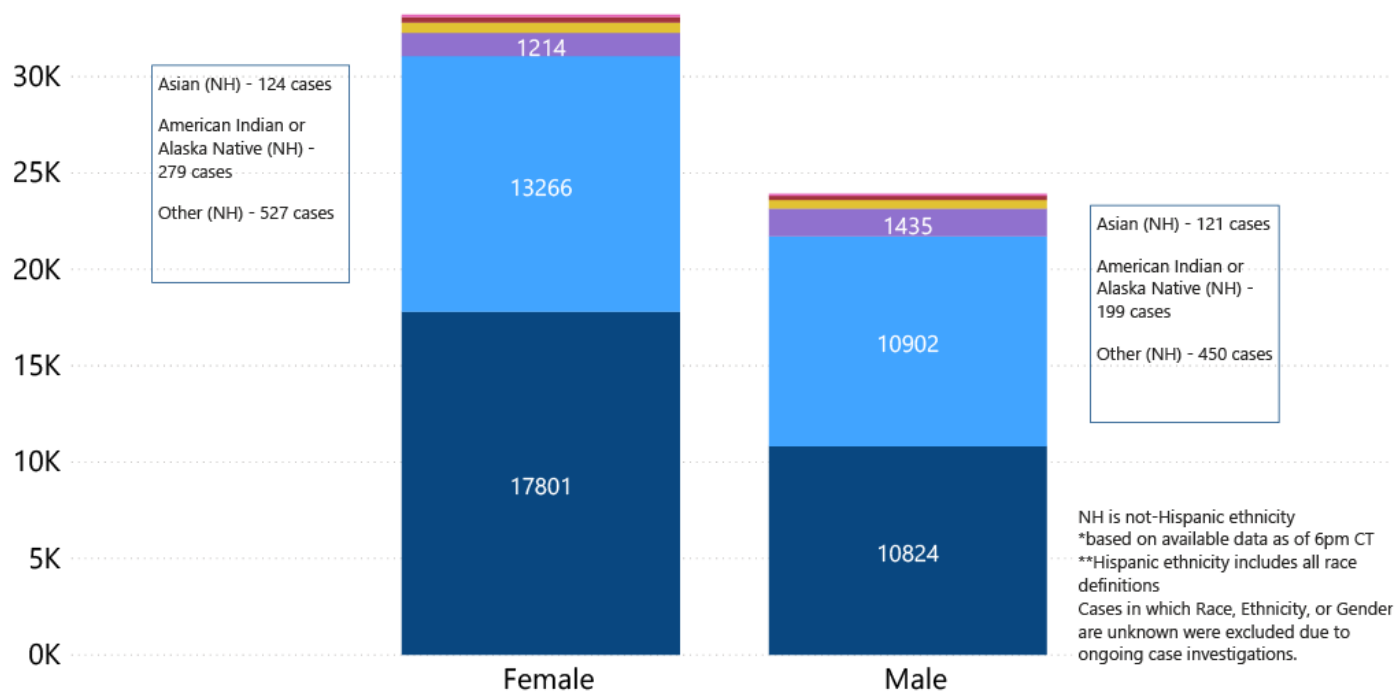
COVID-19 Cumulative Hospitalizations-Investigated Cases September 13, 2020 *



* Cases in which hospitalization is unknown were excluded due to ongoing case investigations; based on available data as of 6 pm CT

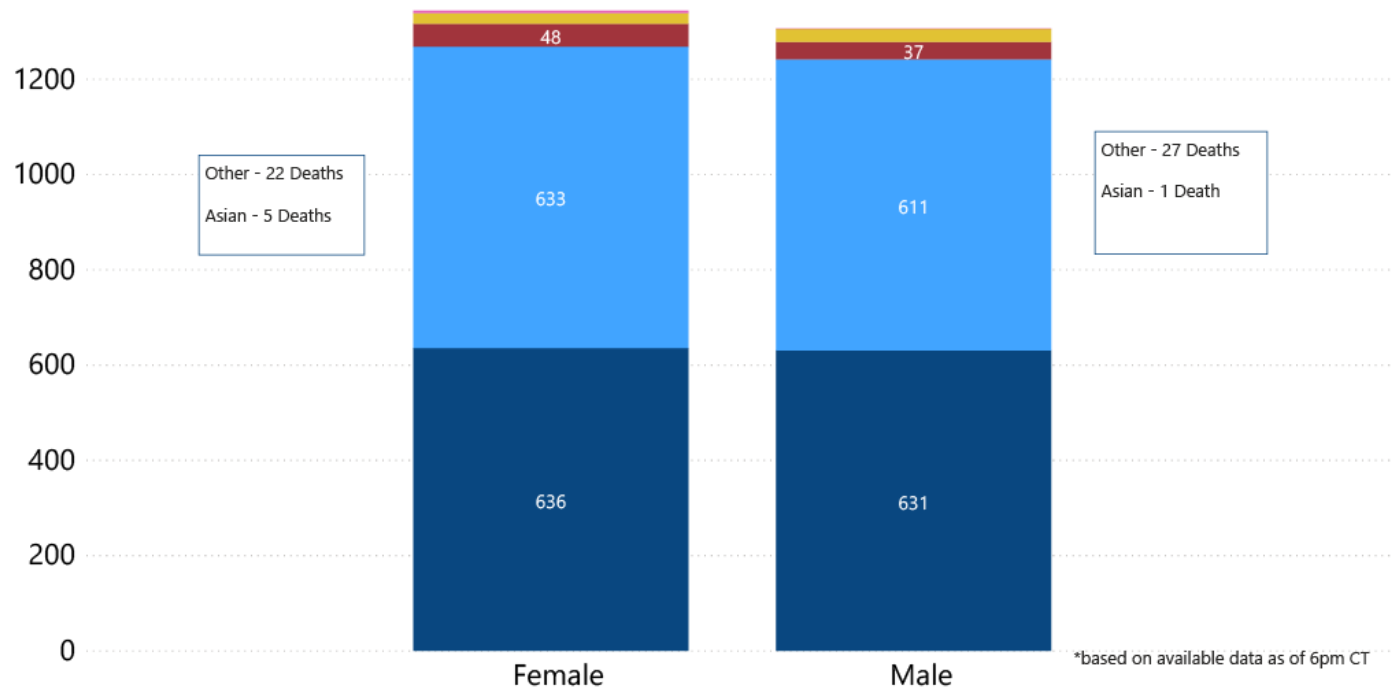
COVID-19 Cases by Race/Ethnicity and Gender through September 13, 2020*, Mississippi

Race/Ethnicity ● Black (NH) ● White (NH) ● Hispanic** ● Other (NH) ● American Indian or Alaska Native (NH) ● Asian (NH)

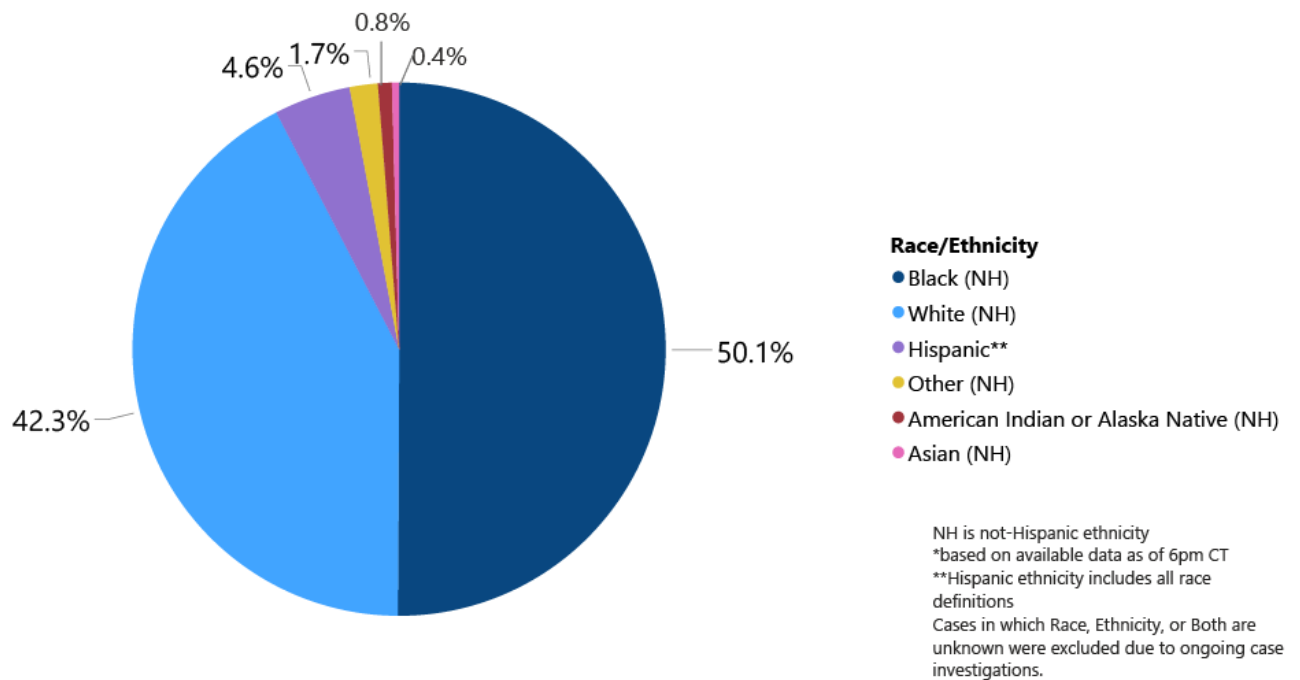


COVID-19 Deaths by Race and Gender through September 13, 2020*, Mississippi

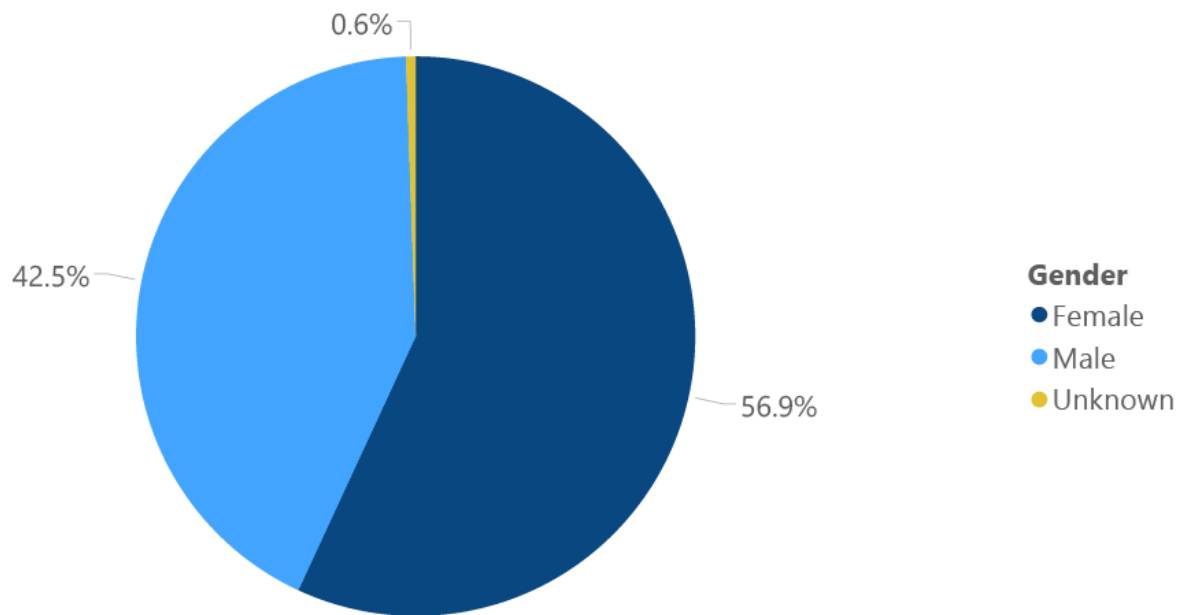
Race ● Black ● White ● American Indian or Alaska Native ● Other ● Asian



COVID-19 Cases by Race/Ethnicity through September 13, 2020*, Mississippi



COVID-19 Cases by Gender through September 13, 2020*, Mississippi

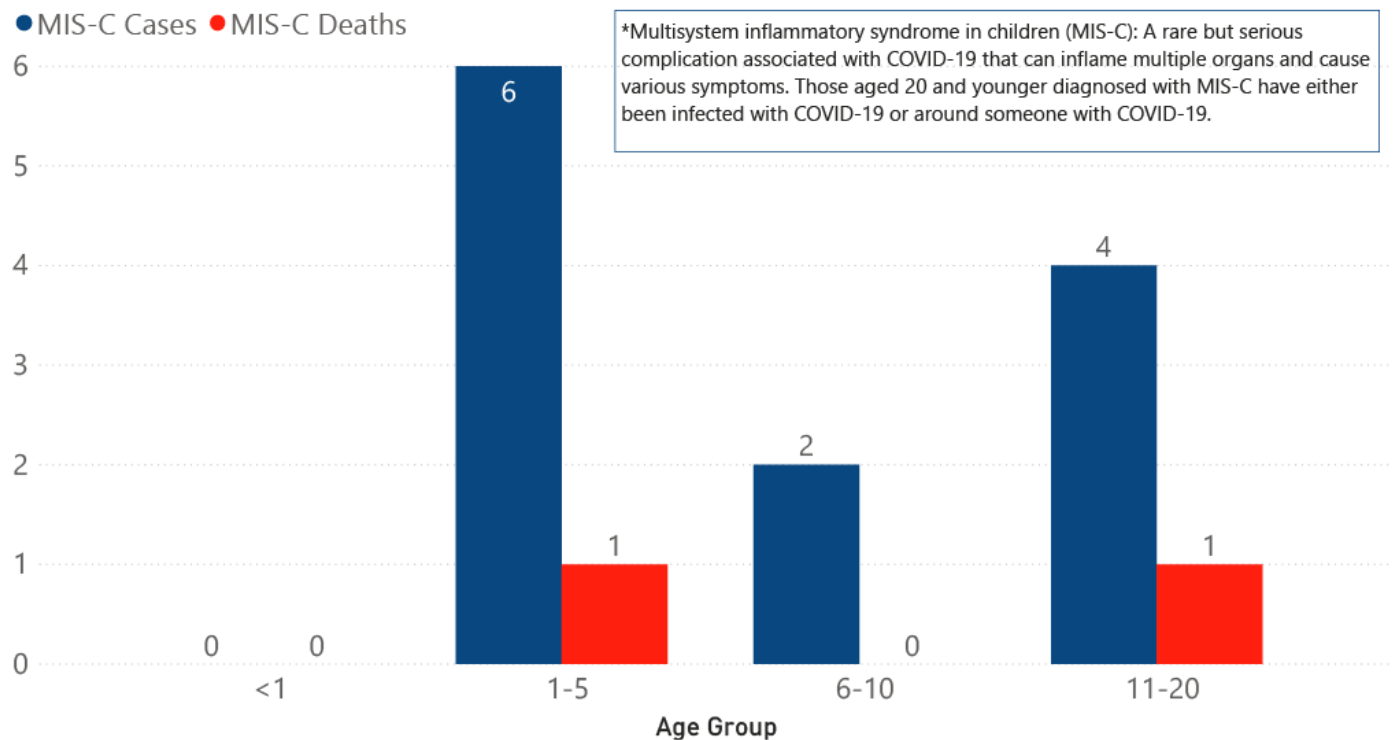


*Based on available data as of 6pm CT

Weekly Pediatric MIS-C Cases and Deaths

[Multisystem inflammatory syndrome in children \(MIS-C\)](#) is a rare but serious condition associated with COVID-19 that causes inflammation in many body parts, including the heart and other vital organs.

MIS-C* Cases and Deaths by Age Group through September 13, 2020, Mississippi



Weekly High Case and High Incidence Counties

Tracking counties with recent high numbers of COVID-19 cases, adjusted for population, provides insight on where local outbreaks are most serious, and where protective measures should be increased. For more accurate reporting, these weekly charts include sample collection dates only up to seven days in the past to allow for case investigation and delays in lab test reports.

Cases counts in these charts is based on the date of illness onset. If the date of illness is not known, the date the test sample was taken, or the date of test result reporting is used instead. Counts are adjusted as cases are investigated.

Counties are ranked by highest weekly case counts, and by weekly incidence (cases proportional to population). A separate table ranking all counties is also available. **All tables updated weekly.**

► [Full tables of counties ranked by weekly incidence and cases](#) PDF

COVID-19 High Incidence MS Counties Over 1 Week Period (August 31 - September 6, 2020*)					
County	Cases (August 31-September 6)	Cases per 100,000 (August 31-September 6)	Cases to Date	Cases per 100,000 Total	Percent Change
PERRY	60	501.1	374	3123.7	19%
LAFAYETTE	252	466.5	1958	3624.7	15%
BOLIVAR	119	388.5	1708	5576.6	7%
QUITMAN	22	323.9	354	5212.0	7%
ITAWAMBA	70	299.3	692	2958.5	11%
TALLAHATCHIE	35	253.5	703	5090.9	5%
COAHOMA	56	253.1	1073	4849.9	6%
PRENTISS	55	218.9	742	2953.1	8%
SUNFLOWER	52	207.1	1338	5328.6	4%
YALOBUSHA	23	190.0	405	3344.9	6%
TISHOMINGO	36	185.7	629	3245.1	6%
PONTOTOC	58	180.3	1168	3630.3	5%

*based on available data as of 6pm CT
Cases based on test date. Cases without test date excluded due to ongoing investigations.
Table will be updated weekly. A one week lag is used for reporting.

COVID-19 High Case MS Counties Over 1 Week Period (August 31-September 6, 2020*)

County	Cases (August 31-September 6)	Cases per 100,000 (August 31-September 6)	Cases to Date	Cases per 100,000 Total	Percent Change
DESOTO	279	150.9	5173	2797.0	6%
LAFAYETTE	252	466.5	1958	3624.7	15%
HINDS	164	70.7	6820	2941.7	2%
HARRISON	154	74.0	3625	1742.1	4%
JACKSON	147	102.4	3297	2295.7	5%
LEE	147	172.1	2472	2893.4	6%
BOLIVAR	119	388.5	1708	5576.6	7%
RANKIN	97	62.5	3075	1980.4	3%
OKTIBBEHA	86	173.4	1694	3416.2	5%
MADISON	77	72.5	3136	2950.9	3%
ITAWAMBA	70	299.3	692	2958.5	11%
JONES	66	96.9	2298	3374.5	3%

*based on available data as of 6pm CT

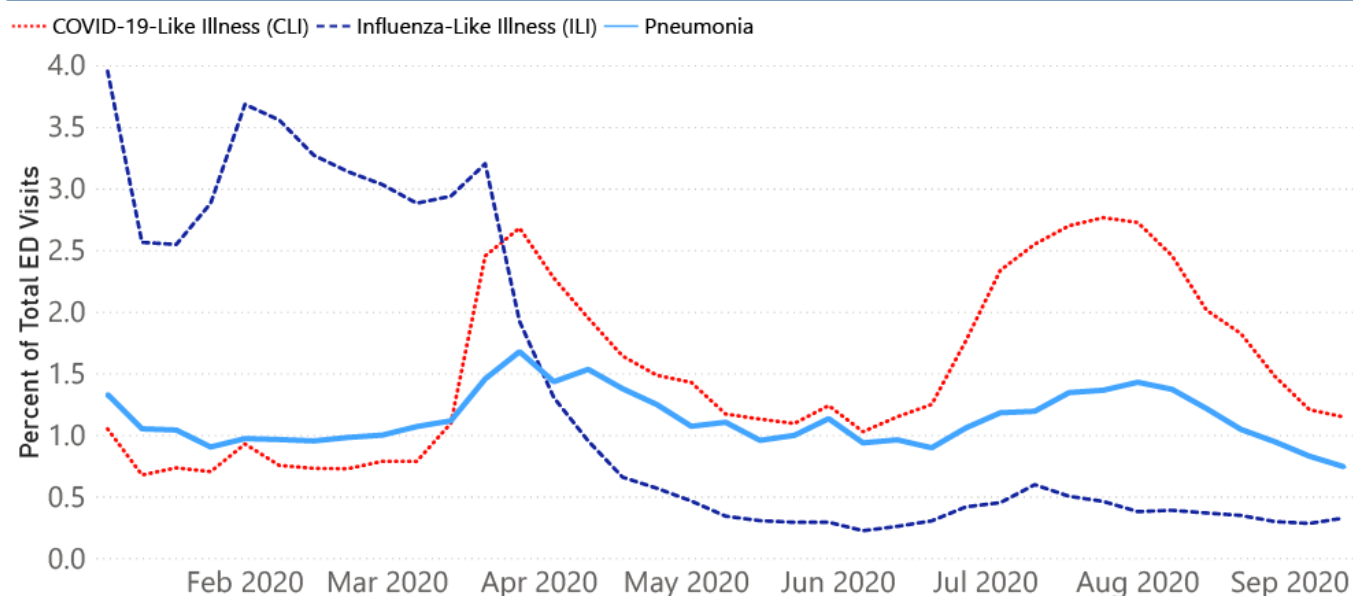
Cases based on test date. Cases without test date excluded due to ongoing investigations.

Table will be updated weekly. A one week lag is used for reporting.

Syndromic Surveillance

Emergency department visits by those with symptoms characteristic of COVID-19, influenza and pneumonia, updated weekly.

Percentage of Emergency Department and Clinic visits for CLI, ILI, and Pneumonia Cases Weekly Statewide Summary, January 4, 2020 - September 12, 2020



*The graph represents syndromic surveillance data from emergency department visits, reported electronically by hospitals throughout the state, that are consistent with COVID-19-Like Illness (CLI), Influenza-Like Illness (ILI), and Pneumonia. Based on available data as of 6pm CT. Graph will be updated weekly.

Estimated Recoveries

COVID-19 Presumed Recovered Cases through September 13, 2020, Mississippi

78,971
Presumed Recovered*

*Reflects Provisional Estimates. Presumed Recovered if:

- 1) It has been 14 days or more since the case tested positive, if they were not hospitalized
- 2) It has been 21 days or more since the case tested positive, if they were hospitalized or hospitalization was unknown.

All deaths excluded. Presumed recovered counts will be updated weekly.

U.S. and World Cases

- ▶ [COVID-19 cases in the United States \(CDC\)](#)
- ▶ [U.S. COVID-19 Tracker \(CDC\)](#)
- ▶ [COVID-19 Global Case Map \(Johns Hopkins University\)](#)

COVID-19 Testing

Statewide Combined Testing as of September 15

COVID-19 testing providers around the state include commercial laboratories as well as hospital labs. Combined with testing done by the MSDH Public Health Laboratory, the figures provide a complete picture of all Mississippi testing.

PCR testing detects current, active COVID-19 infection in an individual.

Antibody (serology) testing identifies individuals with past COVID-19 infection based on antibodies they develop one to three weeks after infection.

Antigen testing is another way to identify current COVID-19 infection.

	Total tests	PCR	Antibody	Antigen
MSDH Public Health Laboratory	106,405	105,165	1,240	0
Other testing providers	590,396	521,716	27,776	40,904

Total tests for COVID-19 statewide	696,801	626,881	29,016	40,904
------------------------------------	----------------	----------------	---------------	---------------

MSDH Individuals Tested as of September 17

MSDH Public Health Laboratory (MPHL) testing totals as of 3 p.m. These totals are for tests performed at the MPHL only.

- Total individuals tested by the MPHL: **79,448**
- Total positive individuals from MPHL tests: **8,631**

Getting Tested for COVID-19

The MSDH Public Health Laboratory, its partners, and private providers are testing statewide for COVID-19.

Anyone with symptoms of fever, severe cough or severe chest pains – especially those who are older or in poor health – should make arrangements for testing with their doctor or one of the many healthcare providers now performing testing. Healthcare providers can assess your health history and symptoms, and perform testing for COVID-19 as needed. MSDH is also helping conduct free drive-up testing sites in many parts of the state. **Always call ahead to the testing provider for instructions on safely being examined before you visit for your test.**

► [Find a COVID-19 testing provider near you](#)

Prevention and Guidance for Individuals and the Community

► [Preventive steps to take, recommendations, guidance and general information on COVID-19](#)

Get weekly restaurant inspections and more by e-mail:



Last reviewed on Mar 5,
2020

[error on this](#)

[email page](#)

[print](#)

Related resources

- [IT IS REAL: COVID-19 as Told by Survivors](#)
- [Local COVID-19 Testing Providers](#)
- [COVID-19 Guidance and Prevention for Individuals and the Community](#)
Updated September 14, 2020

More topics

- [\[Espanol, Tieng Viet, ASL \]](#)
- [County Data](#)
- [Diagnostic Testing EUA](#)
- [Handouts and Posters](#)
- [Healthcare Professionals](#)
- [Interactive Map and Charts](#)
- [Long-Term Care Outbreaks](#)
- [Prevention and Safety Guidance](#)
- [School Cases and Outbreaks](#)
- [Testing for COVID-19](#)

COVID-19



Keep your distance

Stay at least six feet apart from others in large groups.

[MORE PREVENTION TIPS](#)

AGENCY

[About Us](#)

[Administration](#)

[Board of Health](#)

[County Offices](#)

[Institutional Review](#)

[Jobs](#)

[Locations](#)

[Public Health Laboratory](#)

[RFPs/Grants](#)

[More »](#)

[Intranet](#)

[OHIT+ER Service Center](#)

[Webmail](#)

INFORMATION

[Apps](#)

[Calendar of Events](#)

[Contact Us](#)

[Meetings](#)

[Health Resources](#)

[Hotlines](#)

[Locations](#)

[News](#)

[Newsletter](#)

[Phone Numbers](#)

[Español](#)

I NEED A ...

[Birth Certificate](#)

[Certificate of Need](#)

[Children's Health Insurance](#)

[Complaint Form](#)

[Criminal History Check](#)
[Death Certificate](#)
[Divorce Record](#)
[Food Permit](#)
[Immunization Record](#)
[J-1 Visa](#)
[License Verification](#)
[Marriage Record](#)
[Professional License](#)
[Public Records Request](#)
[Wastewater Application](#)

PUBLICATIONS

[Annual Report](#)
[CON Weekly Reports](#)
[Health Facilities Directory](#)
[Mississippi Morbidity Reports](#)
[Public Health Report](#)
[State Health Plan](#)
[Strategic Plan](#)

[More »](#)

Mississippi State Department of Health • 570 East Woodrow Wilson Dr • Jackson, MS 39216 • 866-HLTHY4U • [Contact and information](#)

