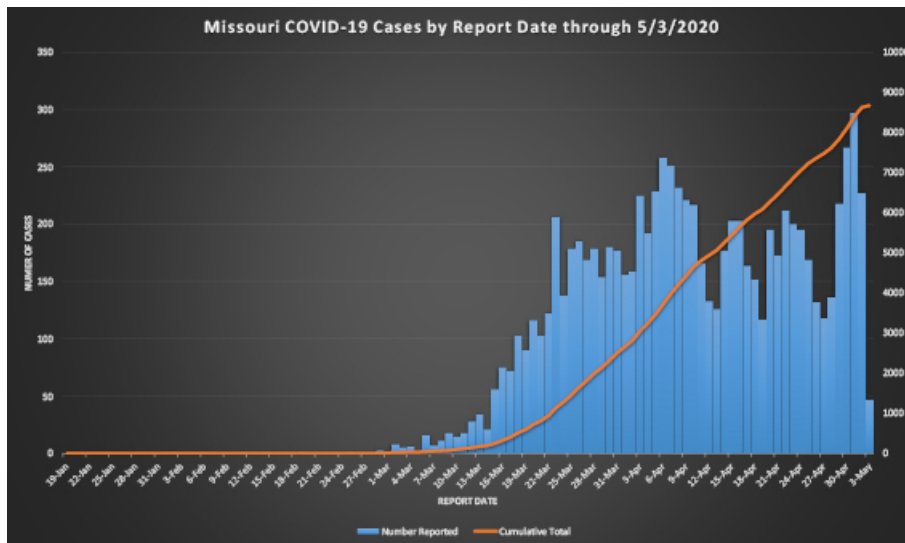


COVID-19 Outbreak

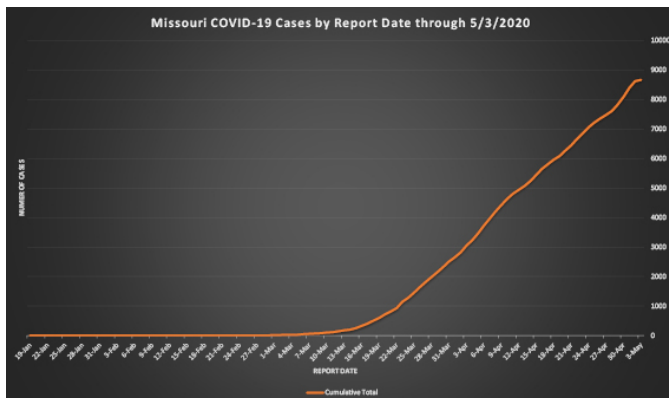


Have questions?
Chat about COVID-19

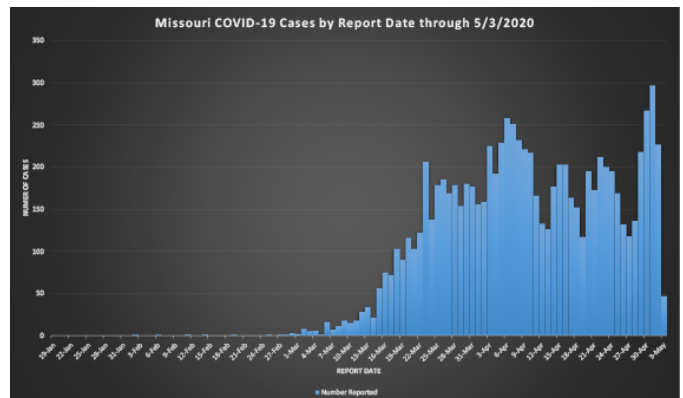


Cumulative Total. Total number of COVID-19 cases reported in Missouri to date. Most cases will recover from their illness, but this will not change the cumulative total.

Data for the Epi Curve and Daily New Case Count graphs are based on information provided in the course of case investigation, primarily the onset date of symptoms for each individual. If that information is not available, then the test results date is used. As information on each case is updated, and the onset date is included, the case is moved to the count for that date. (Example, an individual could receive a positive result on 4/14 and initially be counted on the curve for that date. But the investigation could discover symptoms started on 4/11, so the case is moved to the onset date.) As labs have 24 hours to report a positive result to DHSS, a new case that is included in the daily 2 p.m. update for the first time, could count as a day prior in the Epi Curve data set based on the test result or an even earlier date based on the onset of symptoms. (Example, a positive test result could be completed on 4/14 at 2:15 p.m., then would be reported out in the daily update on 4/15. But would show up on the curve as a new case for 4/14.)



Click image to make larger.



Click image to make larger.

Cases in Missouri: 8,754

Total Deaths: 358

Patients tested in Missouri (by all labs): approximately 94,904

As of 2:00 p.m. CT, May 4

Approximate update: 2:00 p.m., May 5

- **Missouri Health Care Utilization May 4, 2020**

These data are provisional and will change daily. Investigations are being done on new cases, so as additional information is determined on these cases, information such as county, demographics, and the total counts will continue to change. Efforts are continually being made to improve data quality so that DHSS is providing the most accurate information possible.

[View Full Screen Version of Map](#)

[Mobile Version](#)

Missouri Coronavirus GIS Hub

Cases by County or Jurisdiction	▼
Cases by Age Range	▼
Cases by Race/Ethnicity	▼
Cases in Congregate Living Facilities	▼
Deaths by County	▼
Deaths by Age Range	▼

[Deaths by Race/Ethnicity](#)



[Biological Sex Data](#)



COVID-19

[Show Me Strong Recovery Plan](#)

[CDC Situation Summary](#)

[Face Covering Guidance](#)

[Frequently Asked Questions and Answers](#)

[Missouri News](#)

[Plasma Donations](#)

[Resource Toolkit](#)

[State Testing Criteria](#)

[Missouri Testing Sites](#)

[Statewide Orders](#)

[County Stay at Home Orders](#)

[Waivers of Laws and Rules](#)

Contact

24 hour hotline: 877-435-8411

(Translation services available.)

About DHSS

[Office of the Director](#)
[Boards and Commissions](#)
[Directory of Services](#)
[Employment Opportunities](#)
[ADA, FMLA and Civil Rights](#)
[HIPAA](#)
[Recent News and Public Notices](#)
[Contact Information](#)
[Nondiscrimination Notice \(Translations Available\)](#)

Useful Links

[Site A to Z](#)
[Proposed Rules](#)
[State Public Health Laboratory](#)
[Local Public Health Agencies](#)

[Birth and Death Records](#)
[Child Care Information](#)
[Family Care Safety Registry](#)
[Sunshine and Records Requests](#)

[Programs & Services](#)
[Narcotics & Dangerous Drugs](#)
[WIC Clinics](#)
[Food & Drug Recalls](#)
[Contractor Resources](#)
[Email the Department](#)
[Media Requests](#)
[Employee Email Web Access](#)

Connect With Us



[Privacy Policy](#)

[Accessibility](#)

[Contact Us](#)

[Data Policy](#)

[State Agencies](#)

[Online Services](#)

[Proposed Rules](#)