



Sheila Hogan, Director



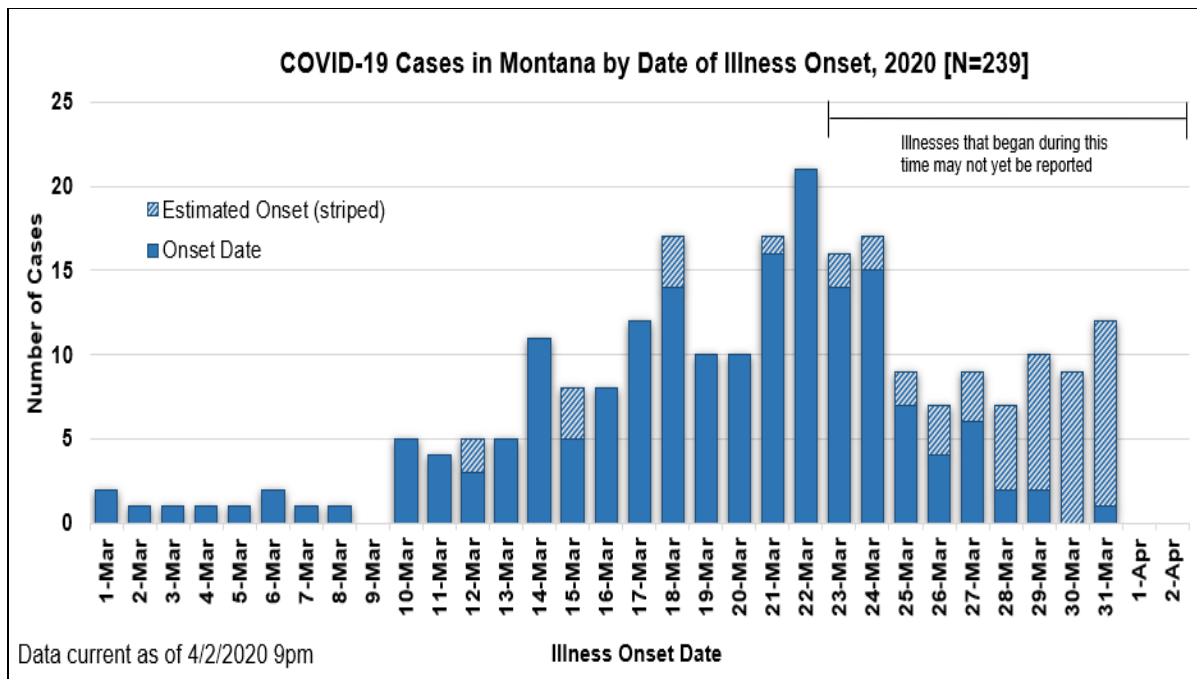
[Home](#) » [Public Health & Safety](#) » [Communicable Disease Epidemiology](#) » [Diseases A to Z](#) » [Coronavirus](#) » [Demographics](#)

Coronavirus Disease 2019 (COVID-19)

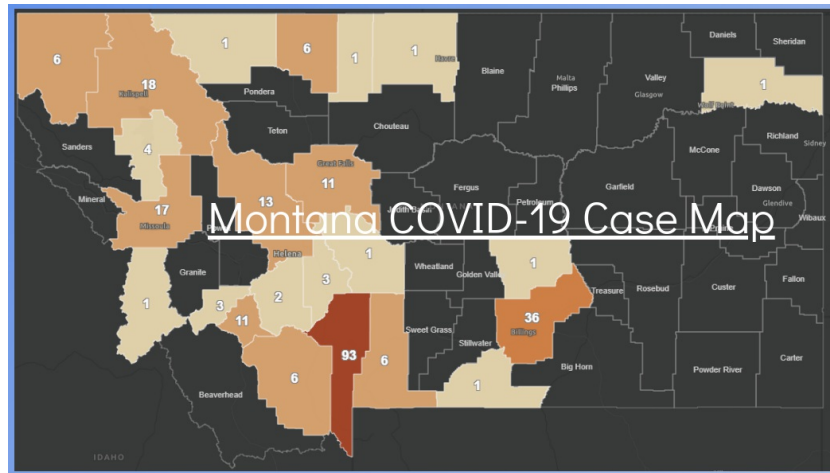
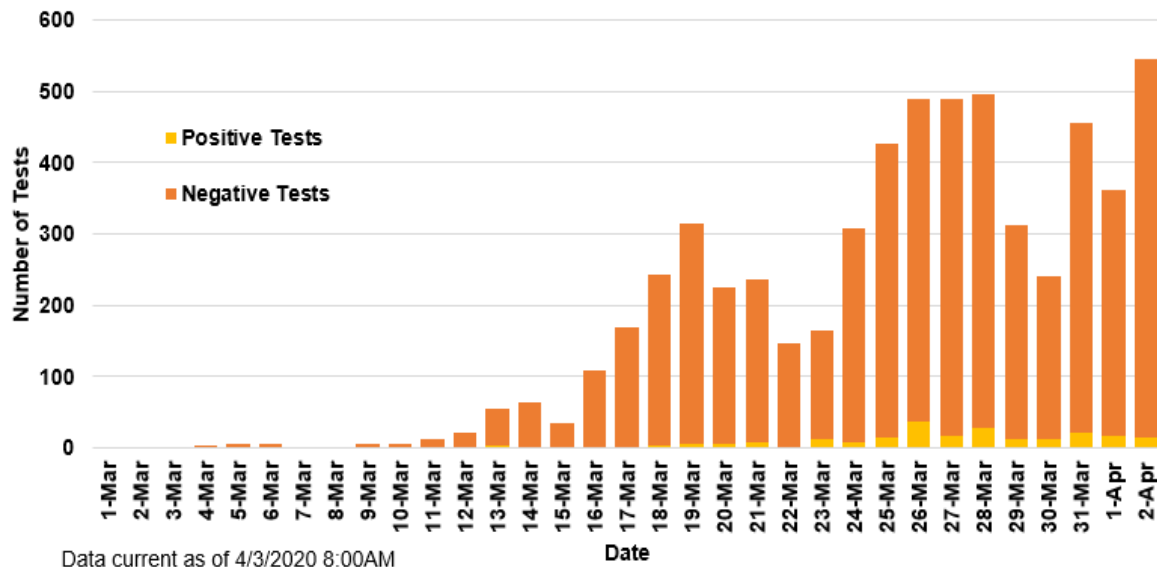
Demographic Information on Confirmed Cases

| COVID-19 Cases in Montana | |
|---------------------------|-----|
| Total Number of Cases | 246 |
| - Number of Deaths | 5 |

** Tables are updated at 10am every weekday morning.*



Montana Public Health Laboratory SARS-CoV-2 Tests, 2020 [N=5,718]



| County of Residence | Number of Cases | Community Transmission* |
|---------------------|-----------------|-------------------------|
| Broadwater | 3 | |
| Carbon | 1 | |
| Cascade | 11 | |
| Deer Lodge | 3 | |
| Flathead | 18 | |
| Gallatin | 93 | Yes |
| Glacier | 1 | |
| Hill | 1 | |
| Jefferson | 2 | |
| Lake | 5 | |
| Lewis and Clark | 13 | |
| Liberty | 1 | |
| Lincoln | 6 | |
| Madison | 6 | |
| Meagher | 1 | |
| Missoula | 17 | |

| County of Residence | Number of Cases | Community Transmission* |
|---------------------|-----------------|-------------------------|
| Musselshell | 1 | |
| Park | 6 | |
| Ravalli | 1 | |
| Roosevelt | 1 | |
| Silver Bow | 11 | |
| Toole | 6 | |
| Yellowstone | 38 | Yes |
| Total | 246 | |

* Community transmission - a community has identified cases who are unable to be linked with other known cases or travel. This status has been determined after consultation between state and local health departments.

| Hospitalization Status | Number of Cases |
|-----------------------------|-----------------|
| Ever hospitalized | 25 |
| Not hospitalized | 183 |
| Unknown/Under Investigation | 38 |
| Total | 246 |

| Age Group | Number of Cases |
|-------------|-----------------|
| 0-9 years | 0 |
| 10-19 | 8 |
| 20-29 years | 50 |
| 30-39 years | 36 |
| 40-49 years | 38 |
| 50-59 years | 50 |
| 60-69 years | 43 |
| 70-79 years | 13 |
| 80+ years | 8 |
| Total | 246 |

| Sex | Number of Cases |
|--------|-----------------|
| Female | 119 |
| Male | 127 |
| Total | 246 |

These tables include out-of-state cases who were diagnosed in Montana, as well as Montana residents whether they were diagnosed in MT or another state.



Communicable Disease Epidemiology

Staff Listing



To submit a question or comment to the Communicable Disease Epidemiology Program, please click on the suggestion box to access our online form.

 [Diseases A-Z](#)

 [Disease Reporting](#)

 [Data and Reports](#)

 [Contact Us](#)

Other Program Areas

 [Tuberculosis \(TB\)](#)

 [Healthcare Associated Infections \(HAI\)](#)

 [Sexually Transmitted Diseases \(HIV/STD\)](#)

 [Antimicrobial Resistance](#)

 [Follow DPHHS](#)

The DPHHS CDEpi Section mission is to create, maintain, support, and strengthen routine surveillance and detection systems and epidemiological investigation processes, as well as to expand these systems and processes in response to incidents of public health significance.

[Nondiscrimination Notice/Policy](#)

[Notice of Use of Protected Health Information](#)

[Disclaimer](#)

[Contact Webmaster](#)

[Language Assistance Available](#)

[Español](#) | [Deutsch](#) | [繁體中文](#) | [日本語](#) | [Tagalog](#) | [Français](#) | [Русский](#) | [한국어](#) | [العربية](#) | [ไทย](#) | [Norsk](#) | [Tiếng Việt](#) | [український](#) | [Pennsilfaanisch Deitsch](#) | [Italiano](#)

[PRIVACY & SECURITY](#)

[ACCESSIBILITY](#)

MONTANA.GOV
OFFICIAL STATE WEBSITE