

Coronavirus Disease 2019 (COVID-19)

[Analysis of COVID-19 Cases in Montana as of 06/26/2020](#)

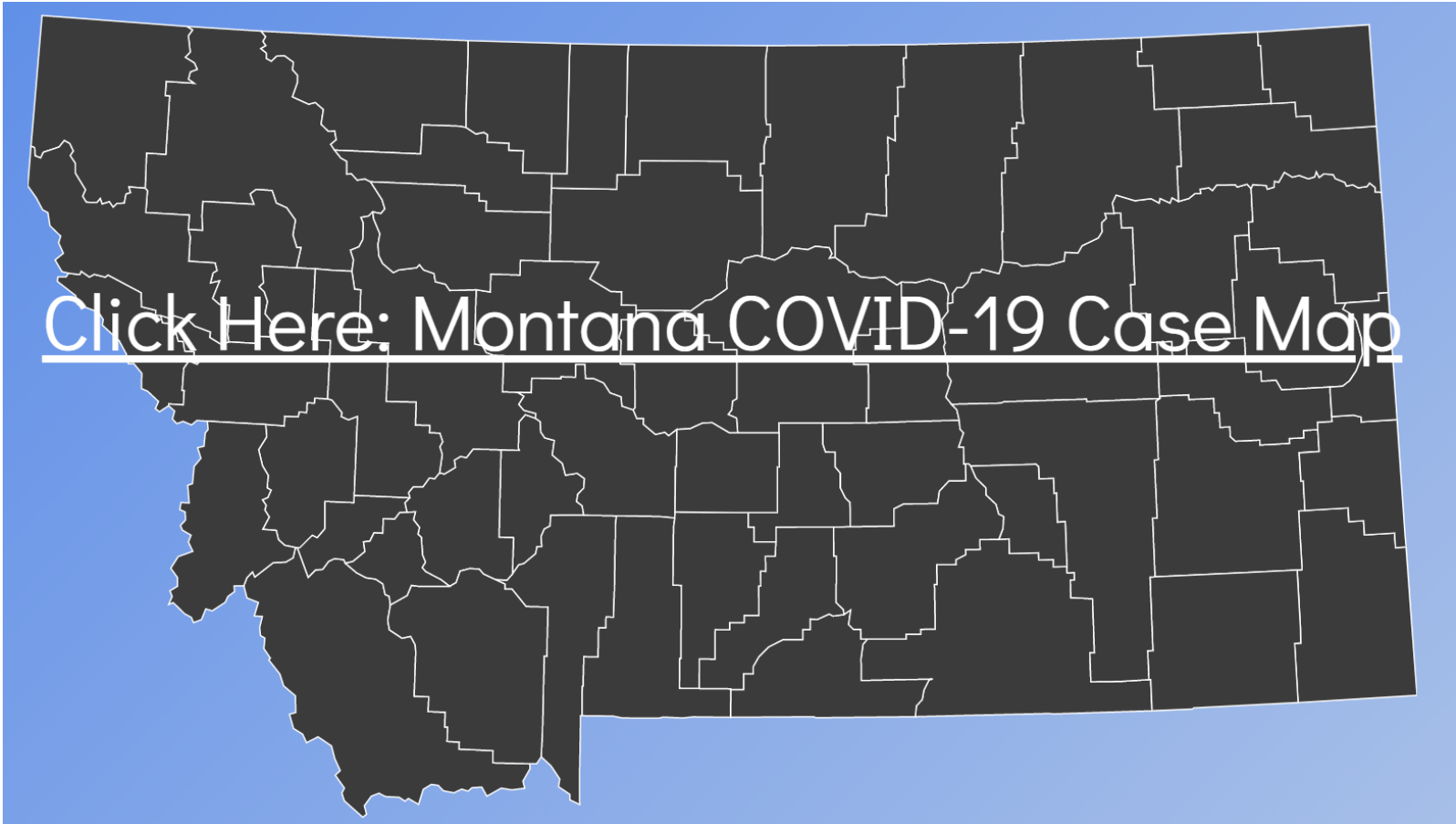
[Archive of COVID-19 Montana Analyses](#)



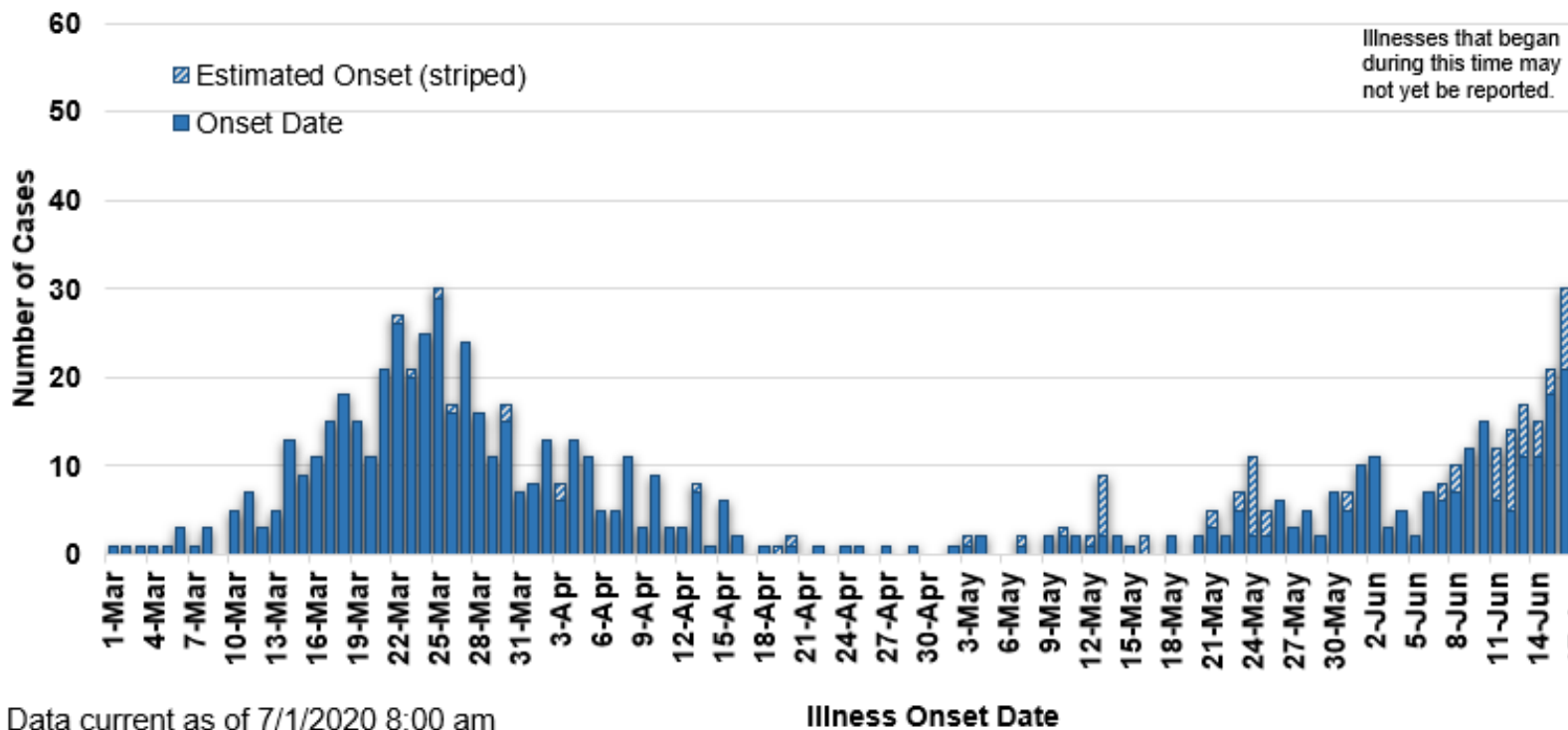
Demographic Information on Confirmed Cases

COVID-19 Cases in Montana	
Total Number of Cases	1016
- Number of Deaths	22

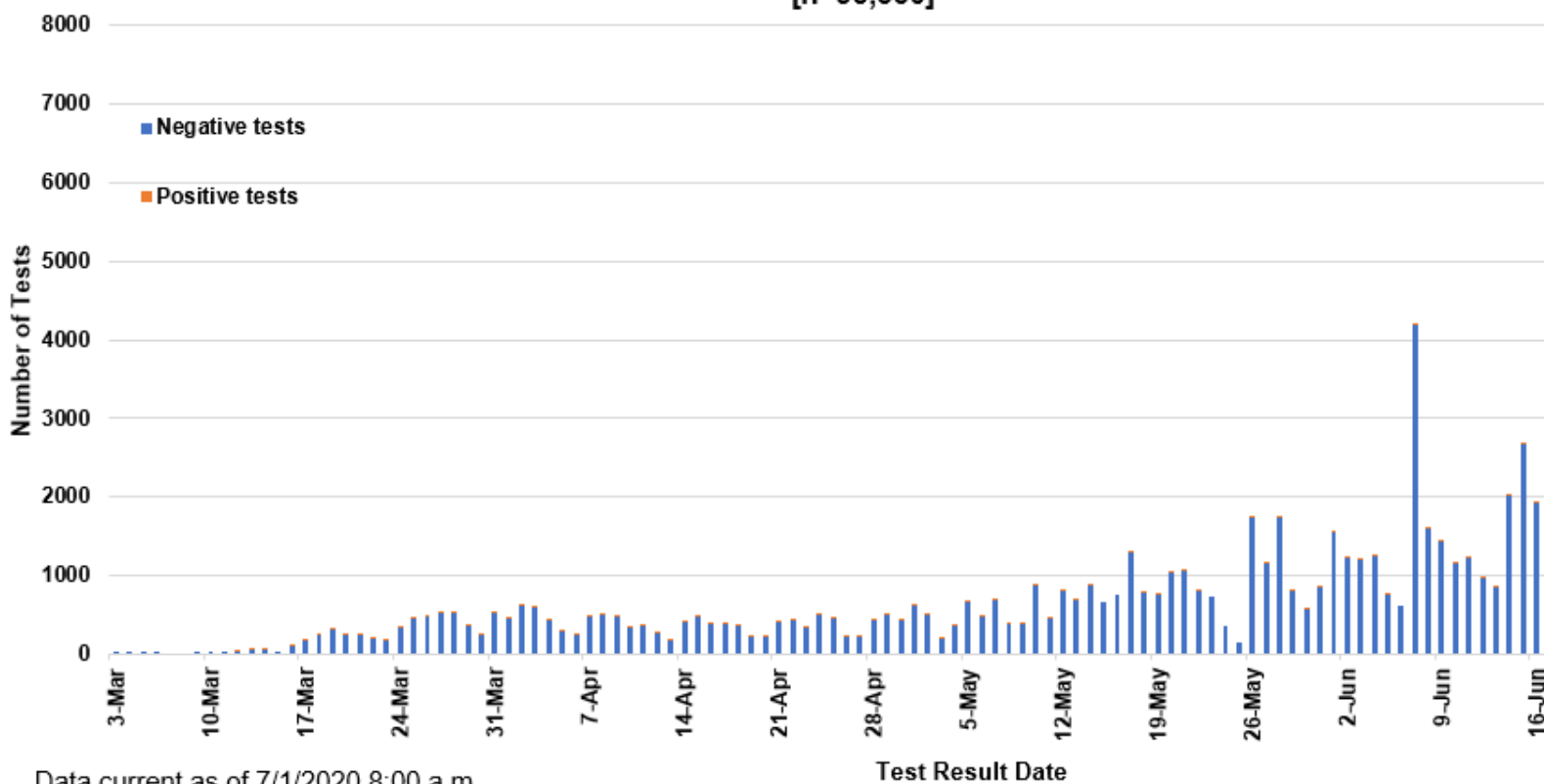
** Tables and charts are updated by 10 am every morning.*



COVID-19 Cases in Montana by Date of Illness Onset, 2020 [N=1,018]



SARS-Cov-2 Testing at Montana Public Health Laboratory and Reference Laboratories, Montana 2020 [n=93,330]



County of Residence	Number of Cases	Number of Deaths	Community Transmission*
Beaverhead	1		
Big Horn	77	3	Yes
Broadwater	5		
Carbon	23		

County of Residence	Number of Cases	Number of Deaths	Community Transmission*
Cascade	33	2	Yes
Custer	29		
Dawson	8		
Deer Lodge	4		
Fergus	2		
Flathead	58	2	Yes
Gallatin	271	1	Yes
Glacier	18		
Golden Valley	3		
Granite	4		
Hill	1		
Jefferson	3		
Lake	18		
Lewis and Clark	28		Yes
Liberty	1		
Lincoln	8	1	
Madison	8	1	
Meagher	2		
Missoula	89	1	Yes
Musselshell	1		
Park	11		
Pondera	2		
Ravalli	31		Yes
Richland	12		
Roosevelt	7		
Rosebud	10	1	
Silver Bow	15		
Stillwater	6		
Toole	31	6	
Treasure	2		
Valley	4		
Wheatland	1		
Yellowstone	189	4	Yes
Total	1016	22	

* Community transmission - a community has identified cases who are unable to be linked with other known cases or travel. This status has been determined after consultation between state and local health departments.

Hospitalization Status	Number of Cases (percent of total)
Ever hospitalized	106 (10%)
Not hospitalized	876 (87%)
Under Investigation	34 (3%)
Total	1016

Age Group	Number of Cases (percent of total)
0-9 years	38 (4%)
10-19	79 (8%)
20-29 years	208 (20%)
30-39 years	185 (18%)
40-49 years	131 (13%)
50-59 years	138 (14%)
60-69 years	142 (14%)
70-79 years	70 (7%)
80+ years	24 (2%)
Total	1016
Sex	Number of Cases (percent of total)
Female	499 (49%)
Male	517 (51%)
Total	1016

Race and Ethnicity	Number of Cases (percent of total)
White	740 (72%)
American Indian, Alaska Native, Native Hawaiian, and Pacific Islander	130 (13%)
Asian	2 (<1%)
Black or African American	5 (<1%)
Other Race	17 (2%)
Undetermined/Under investigation	122 (12%)
Total	1016
Among those with ethnicity specified:	
Hispanic/Latino	75 (9%)
Not Hispanic/Latino	807 (91%)
Total	882

Current Status of Cases	Number of Cases (percent of total)
Hospitalized	14 (1%)
Deceased	22 (2%)
Recovering	322 (30%)
Recovered and released from isolation	658 (66%)
Total number of cases	1016

These tables include out-of-state cases who were diagnosed in Montana, as well as Montana residents whether they were diagnosed in MT or another state.