

Coronavirus Disease 2019 (COVID-19)

[Analysis of COVID-19 Cases in Montana as of 06/26/2020](#)

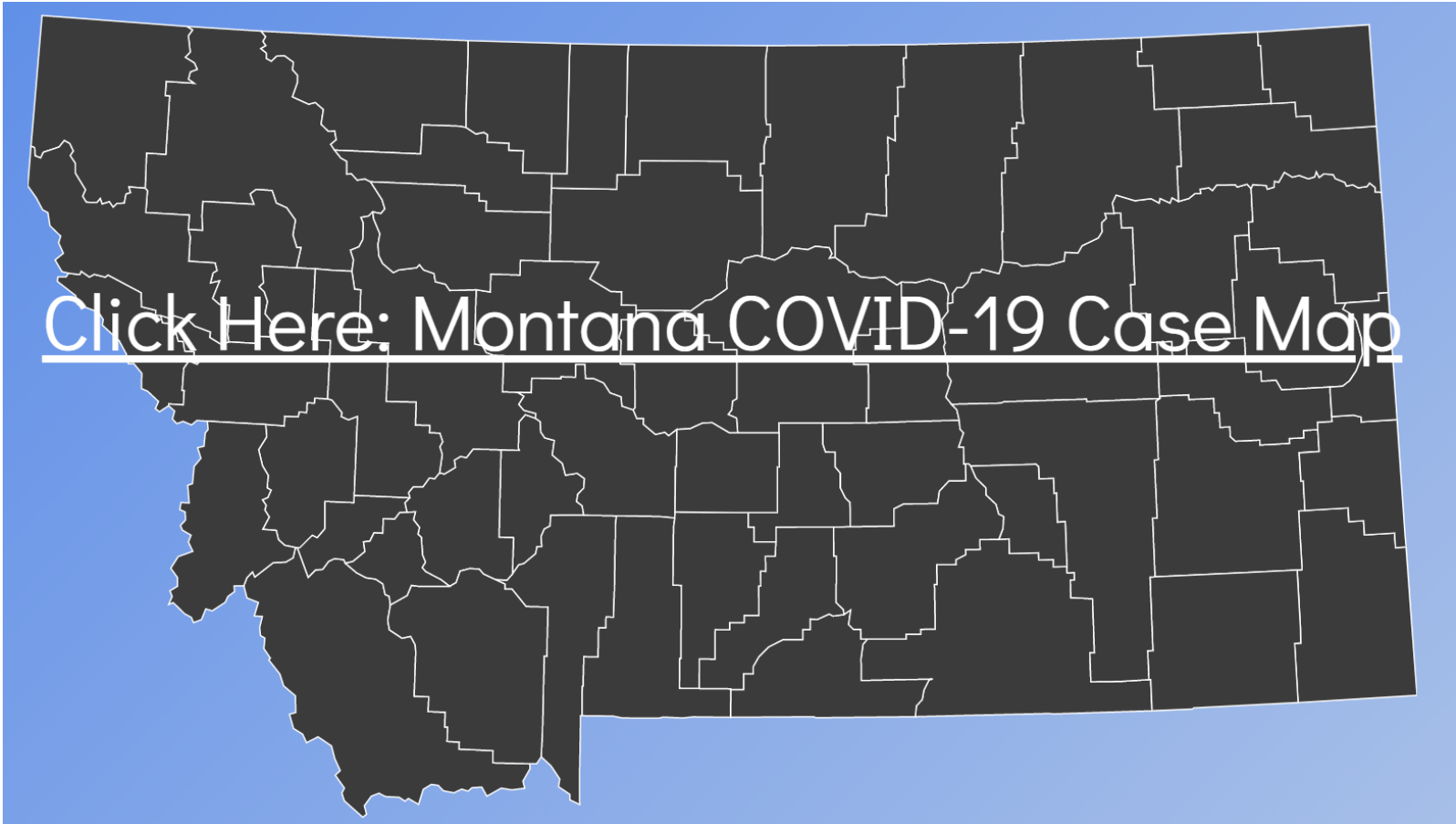
[Archive of COVID-19 Montana Analyses](#)



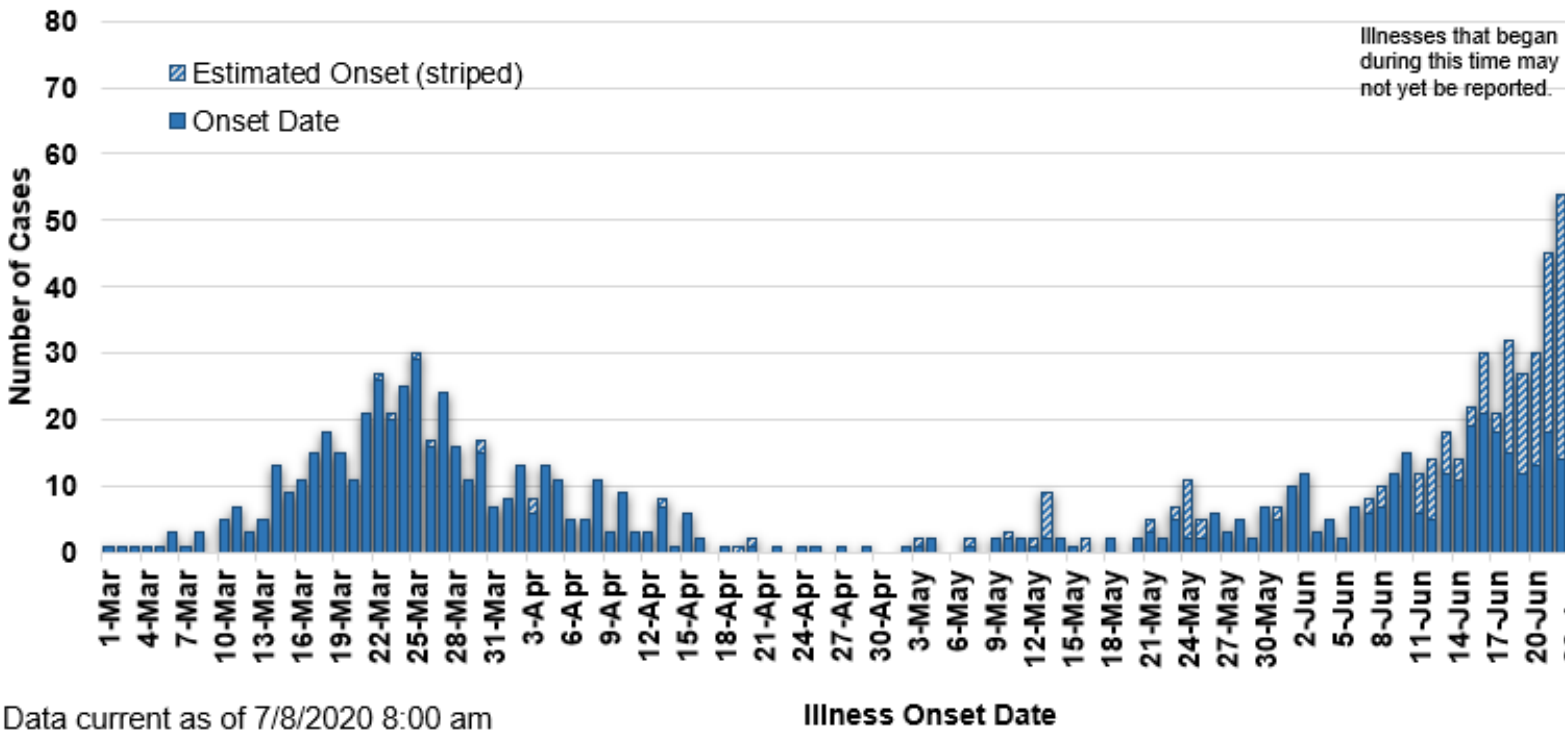
Demographic Information on Confirmed Cases

COVID-19 Cases in Montana	
Total Number of Cases	1371
- Number of Deaths	23

** Tables and charts are updated by 10 am every morning.*

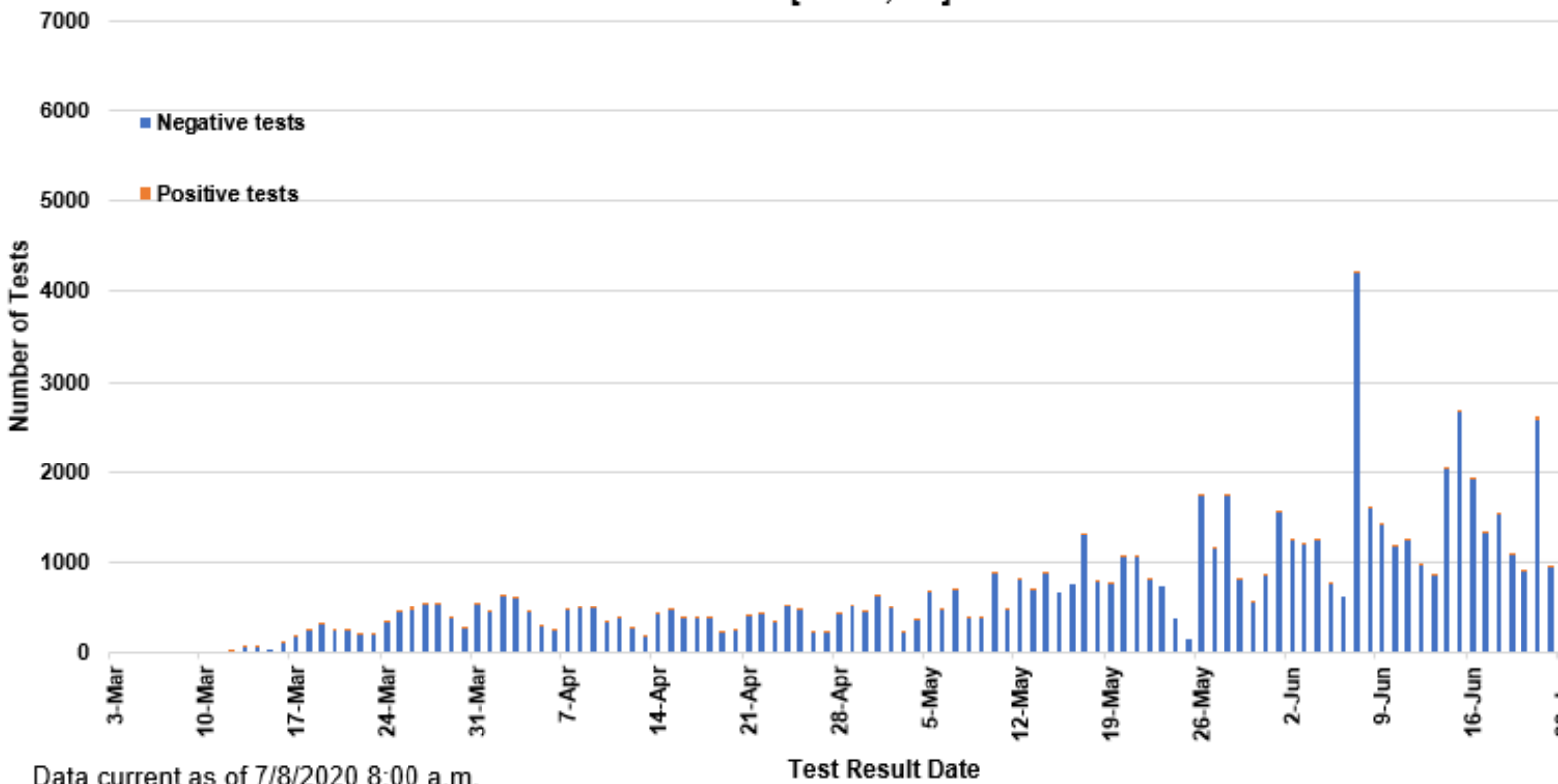


COVID-19 Cases in Montana by Date of Illness Onset, 2020 [N=1,371]



Data current as of 7/8/2020 8:00 am

SARS-Cov-2 Testing at Montana Public Health Laboratory and Reference Laboratories, Montana 2020 [n=106,421]



Data current as of 7/8/2020 8:00 a.m.

County of Residence	Number of Cases	Number of Deaths	Community Transmission*
Beaverhead	2		
Big Horn	95	4	Yes
Broadwater	5		
Carbon	30		
Cascade	37	2	Yes

County of Residence	Number of Cases	Number of Deaths	Community Transmission*
Custer	30		
Dawson	8		
Deer Lodge	4		
Fergus	2		
Flathead	64	2	Yes
Gallatin	327	1	Yes
Glacier	25		
Golden Valley	3		
Granite	5		
Hill	7		
Jefferson	5		
Lake	24		
Lewis and Clark	39		Yes
Liberty	1		
Lincoln	9	1	
Madison	21	1	
Meagher	4		
Missoula	121	1	Yes
Musselshell	1		
Park	16		
Pondera	2		
Ravalli	36		Yes
Richland	22		
Roosevelt	7		
Rosebud	10	1	
Sheridan	1		
Silver Bow	22		
Stillwater	7		
Teton	10		
Toole	31	6	
Treasure	2		
Valley	4		
Wheatland	2		
Yellowstone	330	4	Yes
Total	1371	23	

* Community transmission - a community has identified cases who are unable to be linked with other known cases or travel. This status has been determined after consultation between state and local health departments.

Hospitalization Status	Number of Cases (percent of total)
Ever hospitalized	117 (9%)
Not Hospitalized	1231 (90%)
Under Investigation	23 (2%)
Total	1371

Age Group	Number of Cases (percent of total)
0-9 years	49 (4%)
10-19	116 (8%)
20-29 years	304 (22%)
30-39 years	232 (17%)
40-49 years	171 (12%)
50-59 years	181 (13%)
60-69 years	169 (12%)
70-79 years	82 (6%)
80+ years	67 (5%)
Total	1371

Sex	Number of Cases (percent of total)
Female	682 (50%)
Male	689 (50%)
Total	1371

Race and Ethnicity	Number of Cases (percent of total)
White	955 (70%)
American Indian, Alaska Native, Native Hawaiian, and Pacific Islander	151 (11%)
Asian	2 (<1%)
Black or African American	6 (<1%)
Other Race	19 (1%)
Undetermined/Under investigation	238 (17%)
Total	1371
Among those with ethnicity specified:	
Hispanic/Latino	84 (8%)
Not Hispanic/Latino	1031 (92%)
Total	1115

Current Status of Cases	Number of Cases (percent of total)
Hospitalized	22 (2%)
Deceased	23 (2%)
Recovering	567 (41%)
Recovered and released from isolation	759 (55%)
Total number of cases	1371

Location (at time of testing) of individuals diagnosed but not residing or counted in Montana:

County	Number of Cases (percent of total)
Carbon	1 (1%)
Cascade	8 (9%)
Custer	3 (3%)
Dawson	1 (1%)
Deer Lodge	2 (2%)
Fergus	2 (2%)
Flathead	10 (11%)
Gallatin	28 (30%)
Glacier	1 (1%)
Lake	5 (5%)
Lewis and Clark	3 (3%)
Lincoln	3 (3%)
Madison	2 (2%)
Missoula	3 (3%)
Park	4 (4%)
Ravalli	7 (7%)
Silver Bow	3 (3%)
Toole	1 (1%)
Yellowstone	6 (6%)
Total	93

Cases reported in the tables above include 13 residents of other states who were tested, isolated and/or hospitalized in Montana during the early phases of the pandemic. As COVID-19 is now widespread across the United States, data no longer include out-of-state residents who test positive in Montana in order to align with Council of State and Territorial Epidemiologists guidelines that classify cases by the individual's usual state of residence. This is standard practice for all communicable diseases to ensure accurate case reporting for Montana and the US. Additional individuals were diagnosed in Montana but are not included due to residency and/or the transient nature of their visit to the state: data for these individuals are reflected in the table immediately above.