

Coronavirus Disease 2019 (COVID-19)

[Analysis of COVID-19 Cases in Montana as of 06/26/2020](#)

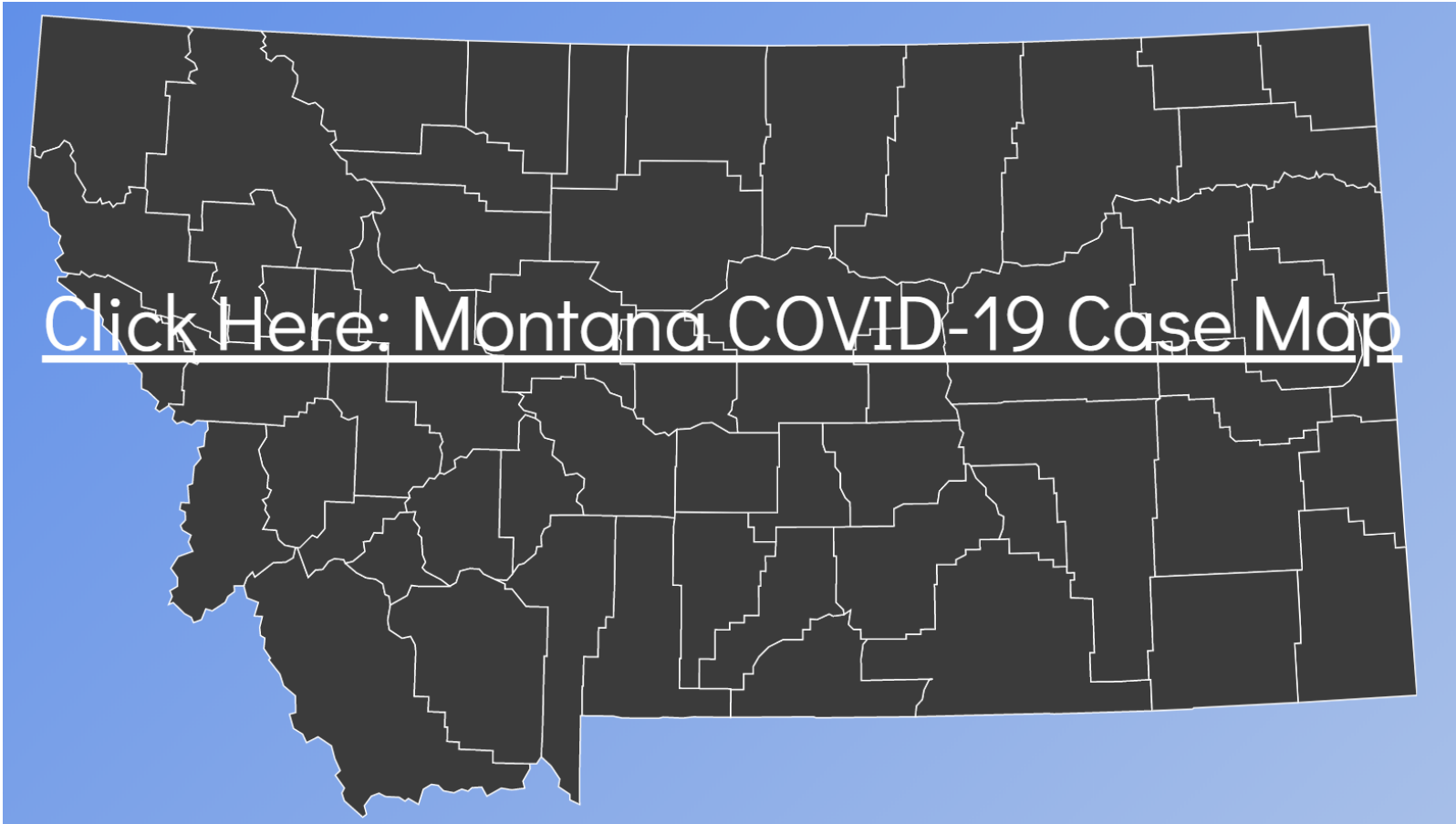
[Archive of COVID-19 Montana Analyses](#)



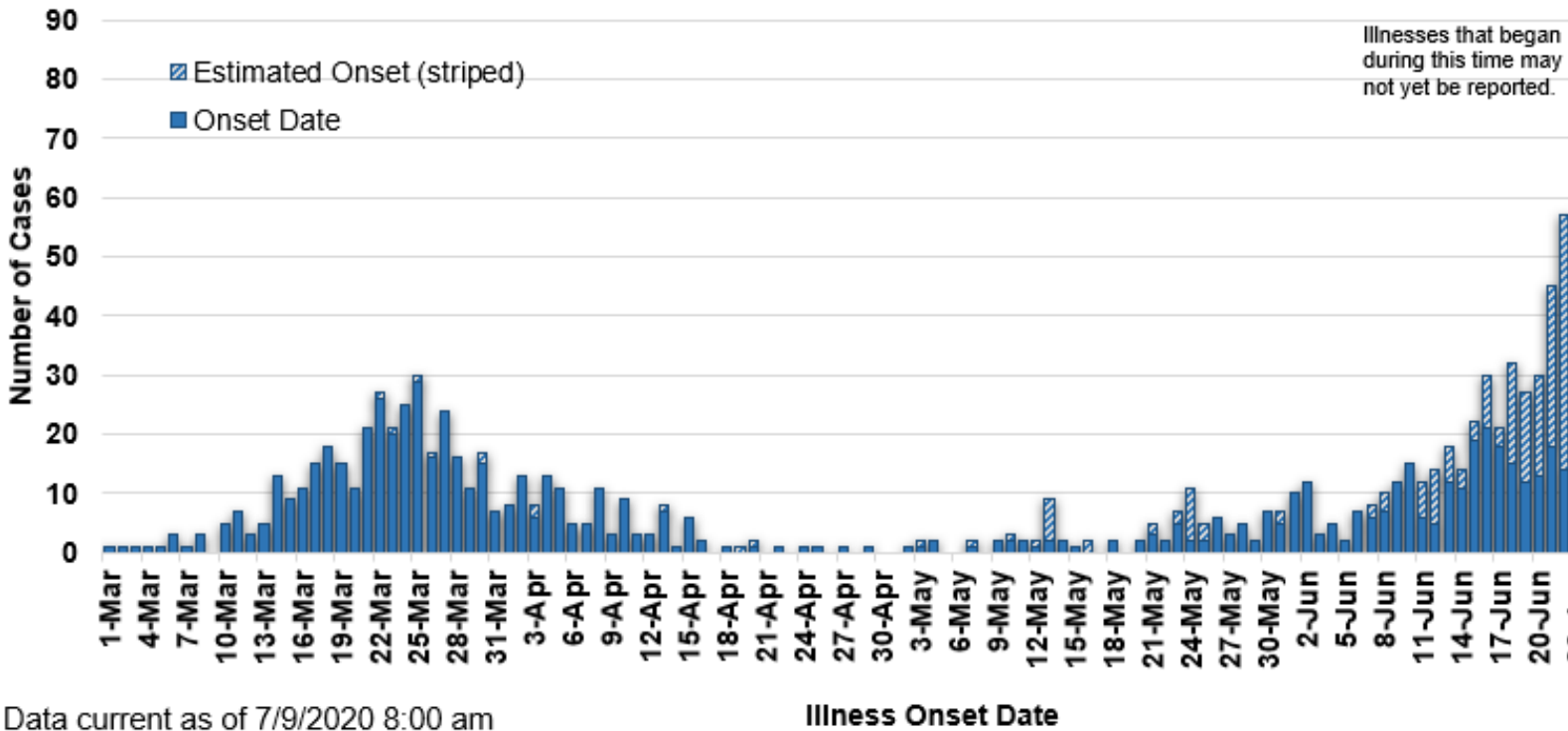
Demographic Information on Confirmed Cases

COVID-19 Cases in Montana	
Total Number of Cases	1466
- Number of Deaths	25

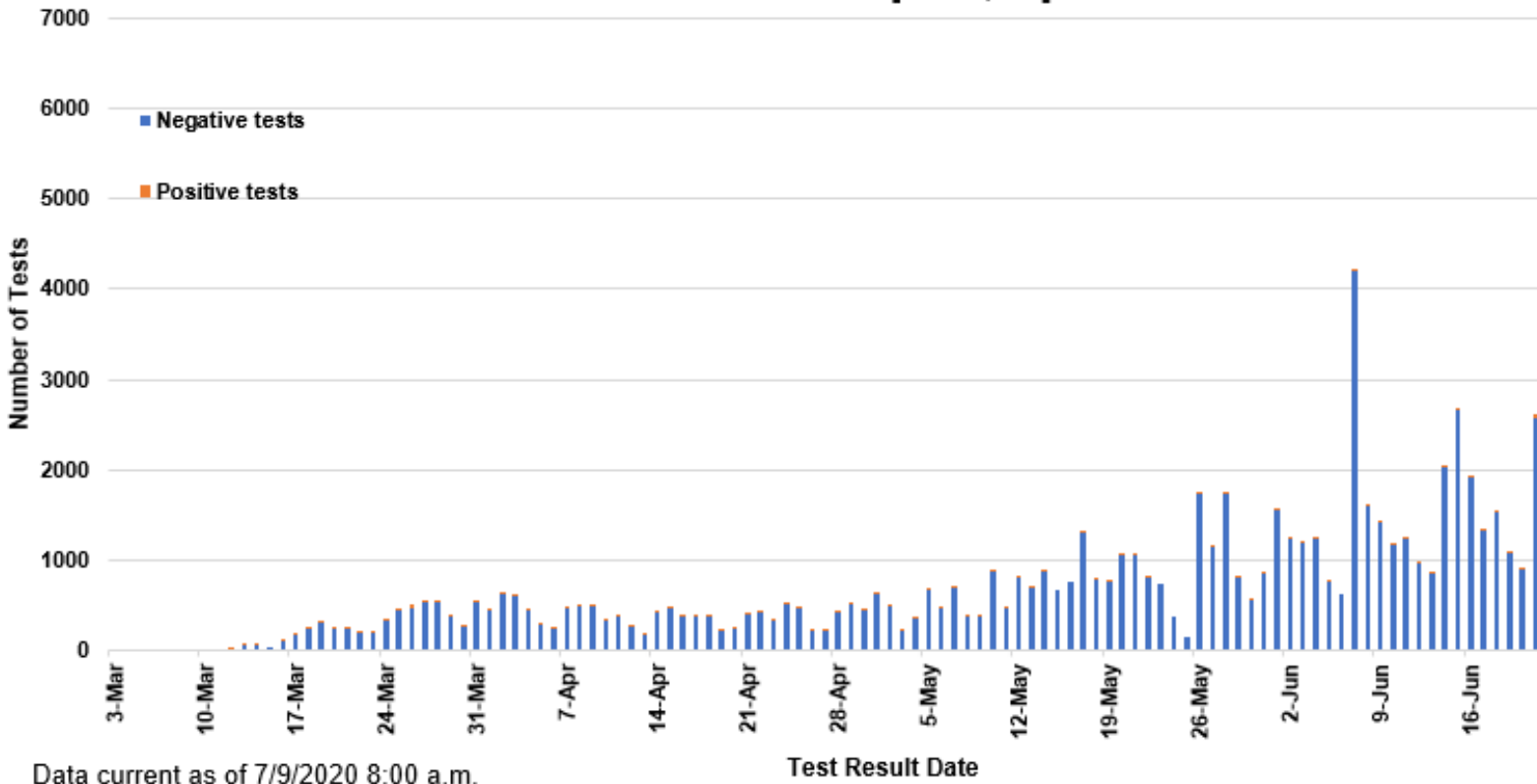
** Tables and charts are updated by 10 am every morning.*



COVID-19 Cases in Montana by Date of Illness Onset, 2020 [N=1,466]



SARS-Cov-2 PCR Testing at Montana Public Health Laboratory and Reference Laboratories, Montana 2020 [n=108,765]



County of Residence	Number of Cases	Number of Deaths	Community Transmission*
Beaverhead	3		
Big Horn	102	4	Yes
Broadwater	5		
Carbon	30		

County of Residence	Number of Cases	Number of Deaths	Community Transmission*
Cascade	41	2	Yes
Custer	34		
Dawson	8		
Deer Lodge	4		
Fergus	2		
Flathead	64	2	Yes
Gallatin	334	1	Yes
Glacier	25		
Golden Valley	3		
Granite	5		
Hill	8		
Jefferson	5		
Lake	38		
Lewis and Clark	40		Yes
Liberty	1		
Lincoln	11	1	
Madison	22	1	
Meagher	4		
Missoula	123	1	Yes
Musselshell	1		
Park	16		
Pondera	2		
Ravalli	38		Yes
Richland	22		
Roosevelt	8		
Rosebud	10	1	
Sheridan	1		
Silver Bow	22		
Stillwater	8		
Teton	10		
Toole	31	6	
Treasure	2		
Valley	4		
Wheatland	2		
Yellowstone	377	6	Yes
Total	1466	25	

* Community transmission - a community has identified cases who are unable to be linked with other known cases or travel. This status has been determined after consultation between state and local health departments.

Hospitalization Status	Number of Cases (percent of total)
Ever hospitalized	120 (8%)
Not Hospitalized	1322 (90%)
Under Investigation	24 (2%)
Total	1466

Age Group	Number of Cases (percent of total)
0-9 years	52 (4%)
10-19	122 (8%)
20-29 years	328 (22%)
30-39 years	251 (17%)
40-49 years	185 (12%)
50-59 years	193 (13%)
60-69 years	181 (12%)
70-79 years	85 (6%)
80+ years	69 (5%)
Total	1466
Sex	Number of Cases (percent of total)
Female	741 (50%)
Male	725 (50%)
Total	1466

Race and Ethnicity	Number of Cases (percent of total)
White	965 (66%)
American Indian, Alaska Native, Native Hawaiian, and Pacific Islander	171 (12%)
Asian	2 (<1%)
Black or African American	6 (<1%)
Other Race	19 (1%)
Undetermined/Under investigation	303 (21%)
Total	1466
Among those with ethnicity specified:	
Hispanic/Latino	87 (8%)
Not Hispanic/Latino	1056 (92%)
Total	1143

Current Status of Cases	Number of Cases (percent of total)
Hospitalized	24 (2%)
Deceased	25 (2%)
Recovering	621 (41%)
Recovered and released from isolation	796 (55%)
Total number of cases	1466

Location (at time of testing) of individuals diagnosed but not residing or counted in Montana:

County	Number of Cases (percent of total)
Carbon	1 (1%)
Cascade	8 (9%)
Custer	3 (3%)
Dawson	1 (1%)
Deer Lodge	2 (2%)
Fergus	2 (2%)
Flathead	10 (11%)
Gallatin	28 (30%)
Glacier	1 (1%)
Lake	5 (5%)
Lewis and Clark	3 (3%)
Lincoln	3 (3%)
Madison	2 (2%)
Missoula	3 (3%)
Park	4 (4%)
Ravalli	7 (7%)
Silver Bow	3 (3%)
Toole	1 (1%)
Yellowstone	6 (6%)
Total	93

Cases reported in the tables above include 13 residents of other states who were tested, isolated and/or hospitalized in Montana during the early phases of the pandemic. As COVID-19 is now widespread across the United States, data no longer include out-of-state residents who test positive in Montana in order to align with Council of State and Territorial Epidemiologists guidelines that classify cases by the individual's usual state of residence. This is standard practice for all communicable diseases to ensure accurate case reporting for Montana and the US. Additional individuals were diagnosed in Montana but are not included due to residency and/or the transient nature of their visit to the state: data for these individuals are reflected in the table immediately above.