

Coronavirus Disease 2019 (COVID-19)

[Analysis of COVID-19 Cases in Montana as of 07/24/2020](#)

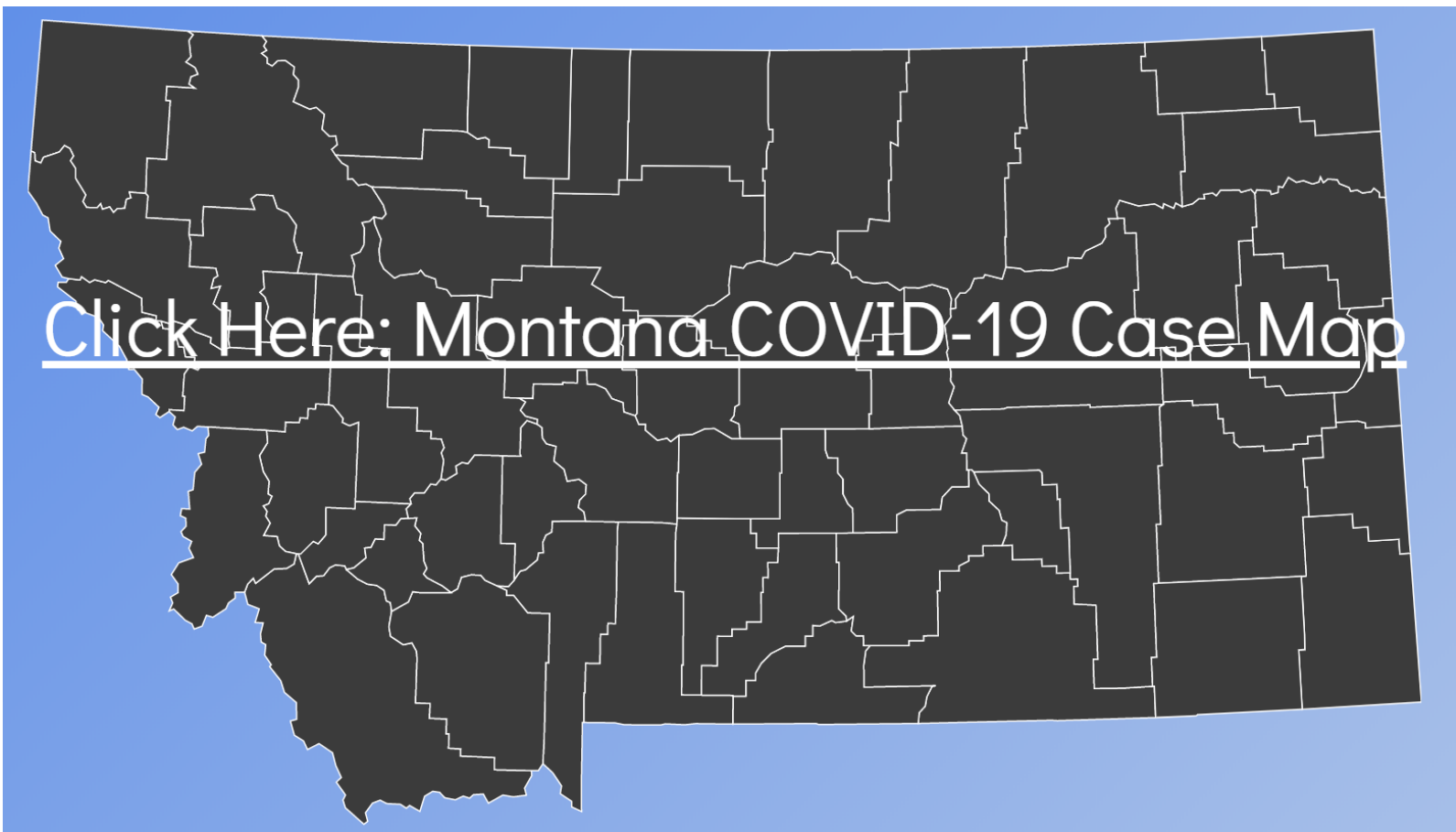
[Archive of COVID-19 Montana Analyses](#)



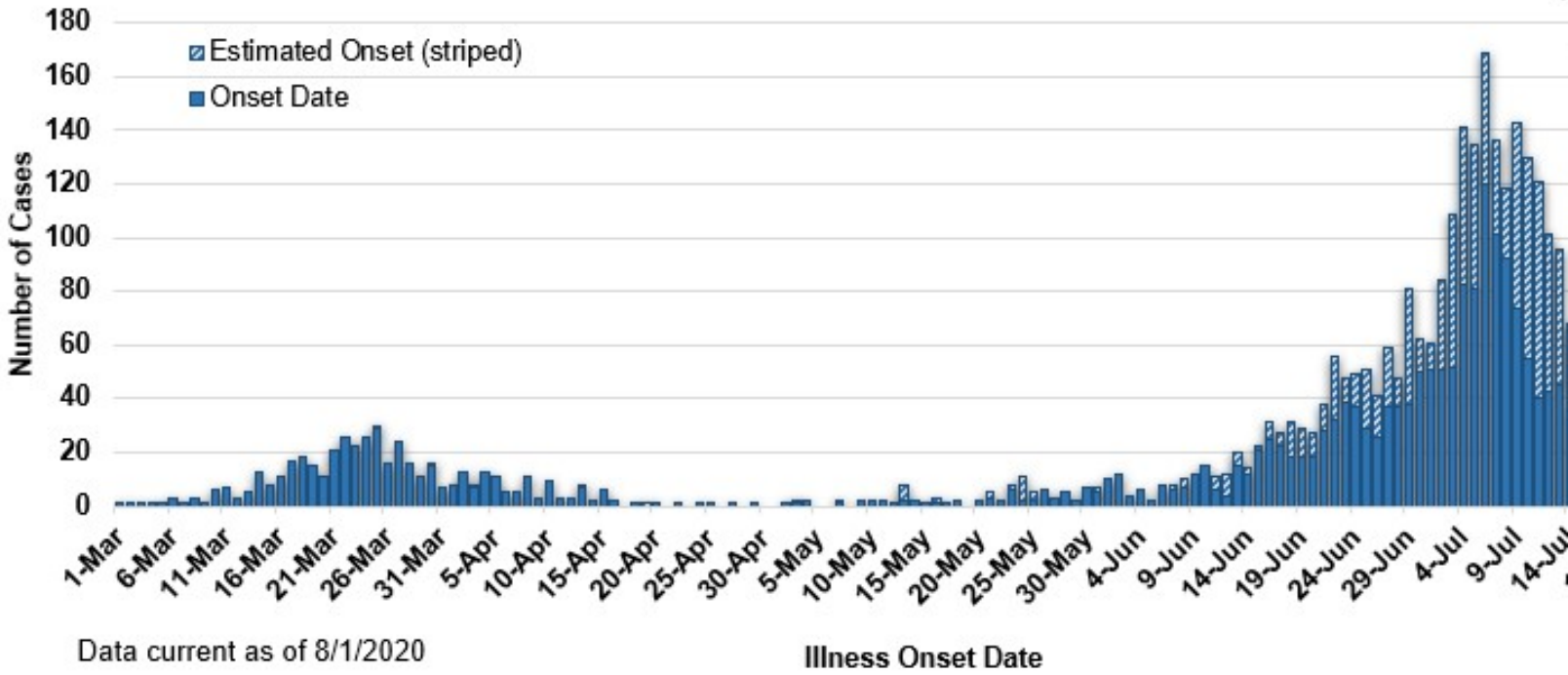
Demographic Information on Confirmed Cases

COVID-19 Cases in Montana	
Total Number of Cases	4081
- Number of Deaths	61

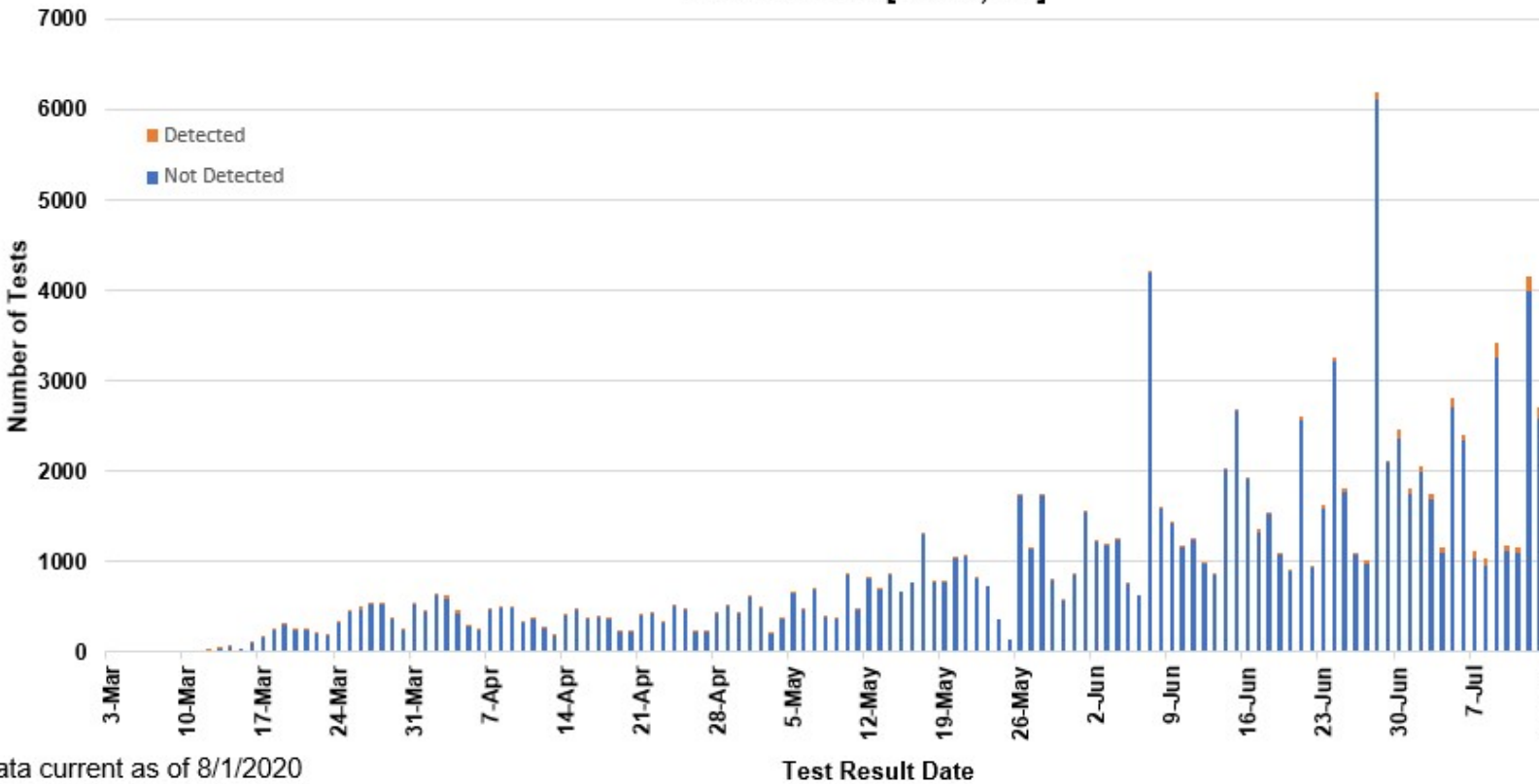
** Tables and charts are updated by 10 am every morning.*



COVID-19 Cases in Montana by Date of Illness Onset, 2020 [N=4,081]



SARS-Cov-2 PCR Testing at Montana Public Health Laboratory and Reference Laboratories, Montana 2020 [n=171,553]



County of Residence	Number of Cases	Number of Deaths	Community Transmission*
Beaverhead	47		
Big Horn	319	9	Yes
Blaine	8		
Broadwater	10		
Carbon	57		

County of Residence	Number of Cases	Number of Deaths	Community Transmission*
Cascade	144	2	Yes
Choteau	6		
Custer	52	2	
Daniels	2		
Dawson	16		
Deer Lodge	20		
Fallon	2		
Fergus	6		
Flathead	253	2	Yes
Gallatin	864	3	Yes
Garfield	12		
Glacier	54	1	
Golden Valley	3		
Granite	7		
Hill	40		
Jefferson	25		
Judith Basin	3		
Lake	165	1	
Lewis and Clark	129	1	Yes
Liberty	1		
Lincoln	69	2	
Madison	74	1	
McCone	1		
Meagher	4		
Missoula	256	1	Yes
Musselshell	2		
Park	47		
Pondera	9		
Powder River	1		
Powell	2		
Ravalli	72	1	Yes
Richland	46	1	
Roosevelt	19		
Rosebud	22	1	Yes
Sanders	9		
Sheridan	3		
Silver Bow	64		
Stillwater	19		
Sweet Grass	4	1	
Teton	15		
Toole	31	6	
Treasure	2		
Valley	11		
Wheatland	3		
Wibaux	3		
Yellowstone	1048	26	Yes
Total	4081	61	

* Community transmission - a community has identified cases who are unable to be linked with other known cases or travel. This status has been determined after consultation between state and local health departments.

Hospitalization Status	Number of Cases (percent of total)
Ever hospitalized	230 (4%)
Not Hospitalized	3838 (94%)
Under Investigation	13 (2%)
Total	4081

Age Group	Number of Cases (percent of total)
0-9 years	163 (4%)
10-19 years	323 (8%)
20-29 years	1085 (27%)

Age Group	Number of Cases (percent of total)
30-39 years	668 (16%)
40-49 years	492 (12%)
50-59 years	500 (12%)
60-69 years	449 (11%)
70-79 years	245 (6%)
80-89 years	120 (3%)
90-99 years	36 (1%)
Total	4081
Sex	Number of Cases (percent of total)
Female	2041 (50%)
Male	2040 (50%)
Total	4081

Race and Ethnicity	Number of Cases (percent of total)
White	2254 (55%)
American Indian, Alaska Native, Native Hawaiian, and Pacific Islander	466 (12%)
Asian	11 (<1%)
Black or African American	22 (<1%)
Other Race	34 (<1%)
Undetermined/Under investigation	1294 (32%)
Total	4081
Among those with ethnicity specified:	
Hispanic/Latino	173 (6%)
Not Hispanic/Latino	2544 (94%)
Total	2717

Current Status of Cases	Number of Cases (percent of total)
Hospitalized	71 (2%)
Deceased	61 (1%)
Recovering	1493 (37%)
Recovered and released from isolation	2456 (60%)
Total number of cases	4081

Location (at time of testing) of individuals diagnosed but not residing or counted in Montana:

County	Number of Cases (percent of total)
Beaverhead	3 (2%)
Big Horn	1 (1%)
Carbon	3 (2%)
Cascade	18 (9%)
Custer	4 (2%)
Dawson	1 (1%)
Deer Lodge	1 (1%)
Fallon	1 (1%)
Fergus	2 (1%)
Flathead	43 (22%)
Gallatin	40 (20%)
Glacier	1 (1%)
Granite	1 (1%)
Lake	8 (4%)
Lewis and Clark	5 (3%)
Lincoln	3 (2%)
Madison	21 (11%)
Meagher	1 (1%)
Missoula	7 (4%)
Park	7 (4%)
Powell	1 (1%)

County	Number of Cases (percent of total)
Ravalli	8 (4%)
Silver Bow	4 (3%)
Sweet Grass	1 (1%)
Toole	2 (1%)
Yellowstone	13 (7%)
Total	200

*Cases reported in the tables above include **13** residents of other states who were tested, isolated and/or hospitalized in Montana during the early phases of the pandemic. As COVID-19 is now widespread across the United States, data no longer include out-of-state residents who test positive in Montana in order to align with Council of State and Territorial Epidemiologists guidelines that classify cases by the individual's usual state of residence. This is standard practice for all communicable diseases to ensure accurate case reporting for Montana and the US. Additional individuals were diagnosed in Montana but are not included due to residency and/or the transient nature of their visit to the state: data for these individuals are reflected in the table immediately above.*