

Coronavirus Disease 2019 (COVID-19)

[Analysis of COVID-19 Cases in Montana as of 8/7/2020](#)

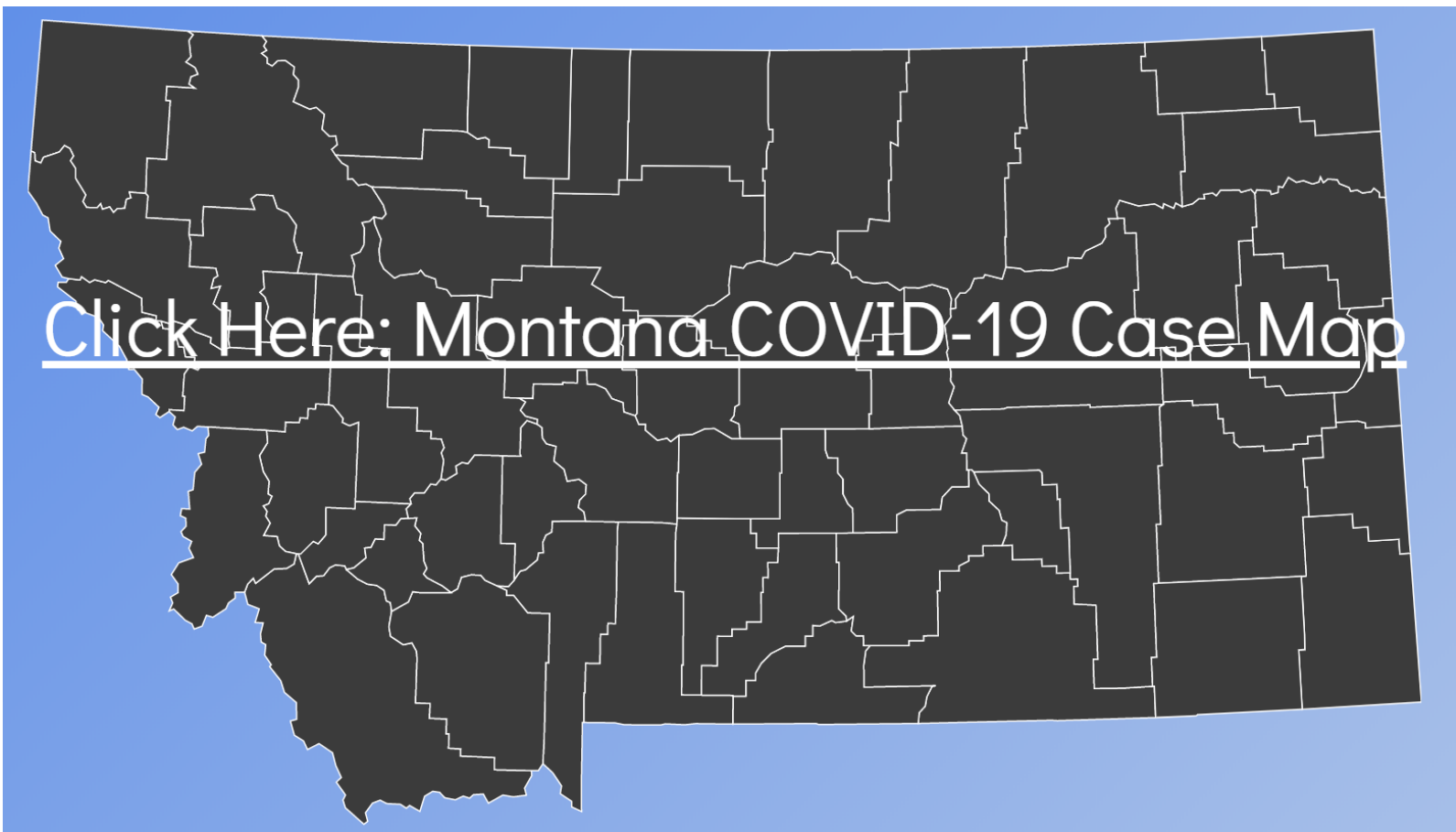
[Archive of COVID-19 Montana Analyses](#)



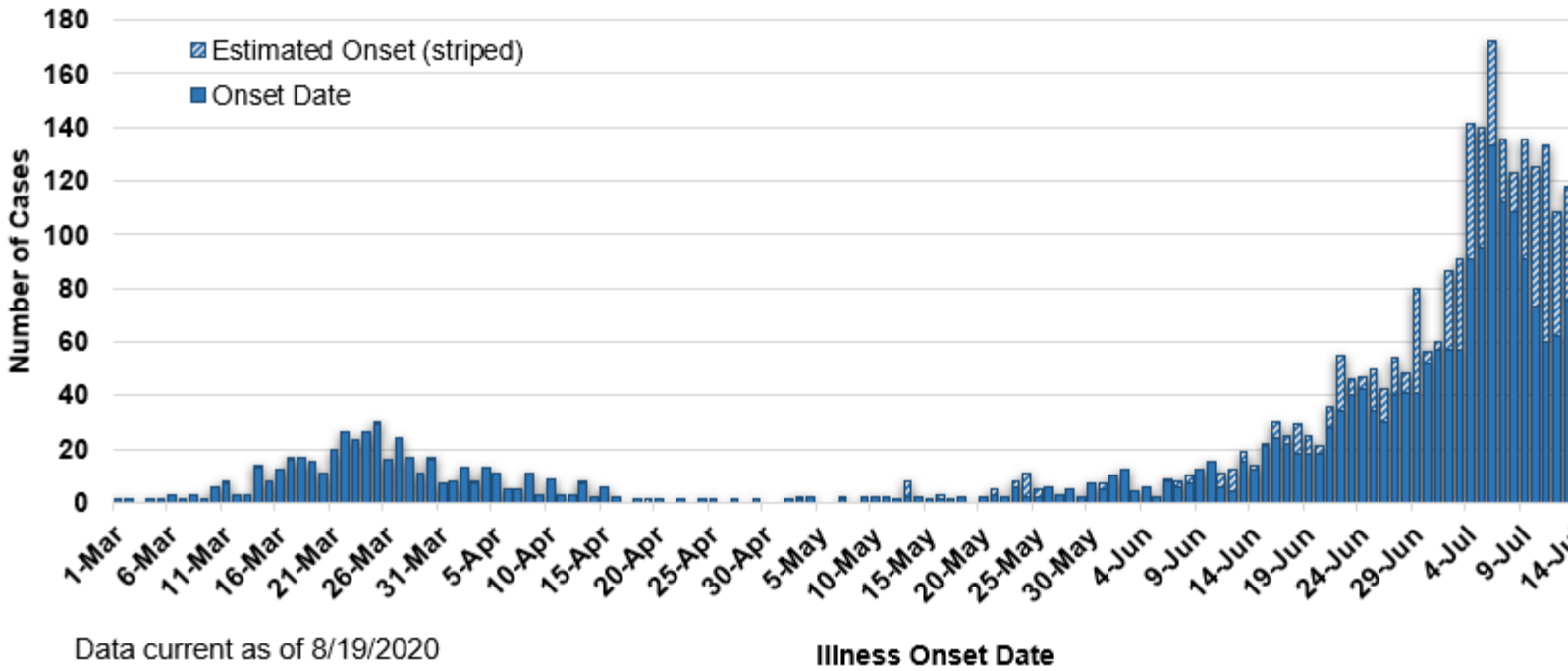
Demographic Information for Confirmed Cases

COVID-19 Cases in Montana	
Total Number of Cases	5956
- Number of Deaths	84

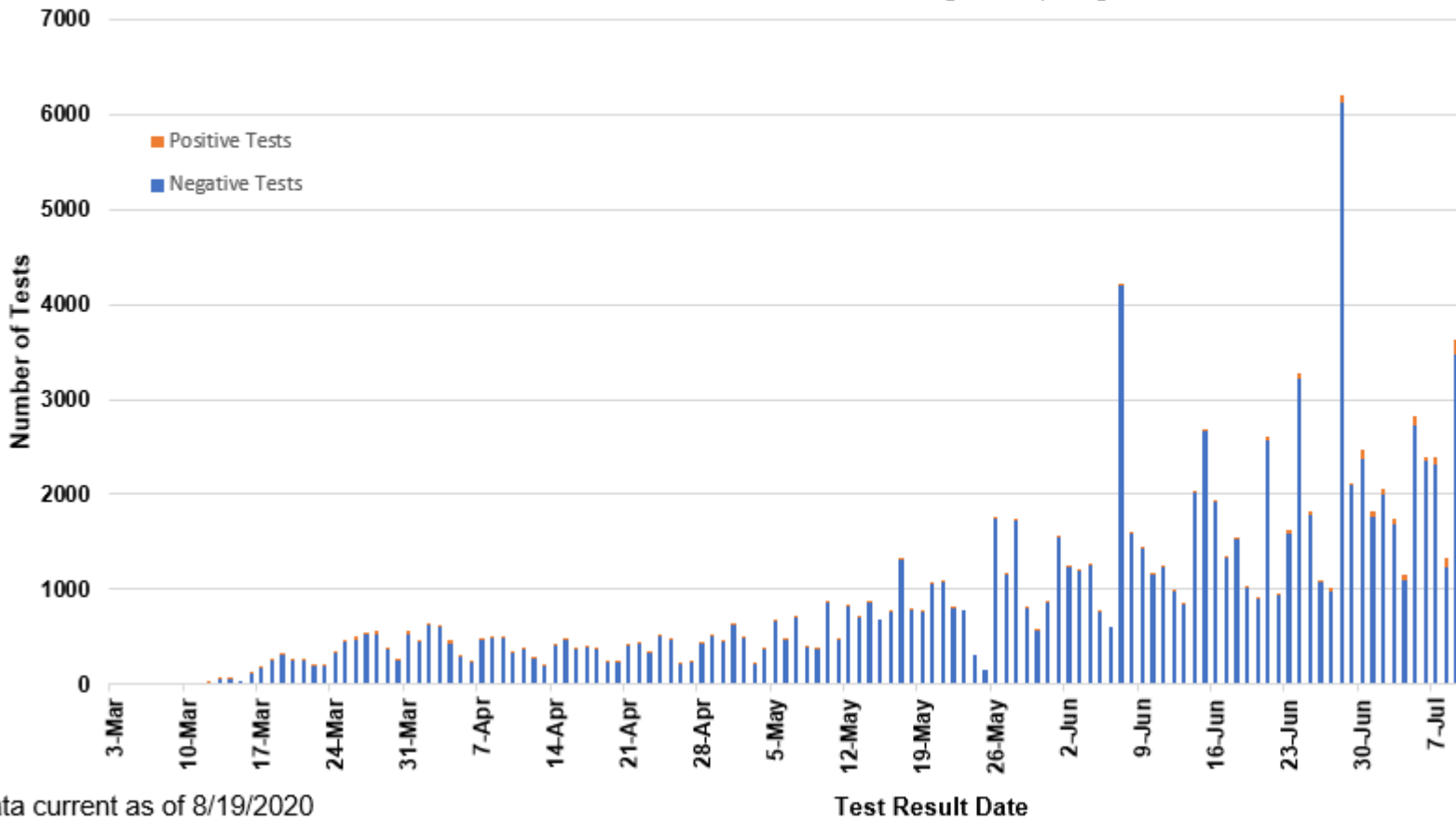
** Tables and charts are updated by 10 am every morning.*



COVID-19 Cases in Montana by Date of Illness Onset, 2020 [N=5,956]



SARS-Cov-2 PCR Testing at Montana Public Health Laboratory and Reference Lab Montana 2020 [n=206,533]



County of Residence	Number of Cases	Number of Deaths	Community Transmission*
Beaverhead	68		Yes
Big Horn	552	14	Yes

County of Residence	Number of Cases	Number of Deaths	Community Transmission*
Blaine	14		
Broadwater	14		
Carbon	80		
Cascade	185	5	Yes
Choteau	10		
Custer	62	2	
Daniels	3		
Dawson	30		
Deer Lodge	30		
Fallon	2		
Fergus	24		
Flathead	414	3	Yes
Gallatin	996	3	Yes
Garfield	12		
Glacier	92	1	Yes
Golden Valley	3		
Granite	18		
Hill	48	2	
Jefferson	32		
Judith Basin	3		
Lake	191	1	
Lewis and Clark	183	2	Yes
Liberty	1		
Lincoln	79	2	
Madison	89	1	Yes
McCone	5		
Meagher	4		
Mineral	2		
Missoula	390	2	Yes
Musselshell	4		
Park	64		
Phillips	96		
Pondera	12		
Powder River	1		
Powell	2		
Prairie	1		
Ravalli	89	2	Yes
Richland	50	2	
Roosevelt	30	1	
Rosebud	97	1	Yes
Sanders	20		
Sheridan	5		
Silver Bow	106		Yes
Stillwater	32	1	
Sweet Grass	7	1	
Teton	16		
Toole	47	6	
Treasure	2		
Valley	36		
Wheatland	3		
Wibaux	4		
Yellowstone	1595	32	Yes
Total	5956	84	

* Community transmission - a community has identified cases who are unable to be linked with other known cases or travel. This status has been determined after consultation between state and local health departments.

Hospitalization Status	Number of Cases (percent of total)
Ever hospitalized	348 (6%)
Not Hospitalized	5604 (94%)
Under Investigation	4 (<1%)
Total	5956

Age Group	Number of Cases (percent of total)
0-9 years	238 (4%)
10-19 years	527 (9%)
20-29 years	1512 (25%)
30-39 years	1008 (17%)
40-49 years	751 (13%)
50-59 years	754 (13%)
60-69 years	625 (10%)
70-79 years	343 (6%)
80-89 years	154 (3%)
90-99 years	44 (1%)
Total	5956
Sex	Number of Cases (percent of total)
Female	2995 (50%)
Male	2961 (50%)
Total	5956

Race and Ethnicity	Number of Cases (percent of total)
White	3516 (59%)
American Indian, Alaska Native, Native Hawaiian, and Pacific Islander	922 (15%)
Asian	24 (<1%)
Black or African American	39 (<1%)
Other Race	64 (1%)
Undetermined/Under investigation	1360 (23%)
Total	5956
Among those with ethnicity specified:	
Hispanic/Latino	257 (6%)
Not Hispanic/Latino	4191 (94%)
Total	4448

Current Status of Cases	Number of Cases (percent of total)
Hospitalized	102 (1.7%)
Deceased	84 (1.4%)
Recovering	1413 (24%)
Recovered and released from isolation	4357 (73%)
Total number of cases	5956

Location (at time of testing) of individuals diagnosed but not residing or counted in Montana:

County	Number of Cases (percent of total)
Beaverhead	3 (1%)
Big Horn	1 (<1%)
Carbon	3 (1%)
Cascade	20 (9%)
Custer	4 (2%)
Dawson	1 (<1%)
Deer Lodge	1 (<1%)
Fallon	1 (<1%)
Fergus	2 (1%)
Flathead	46 (21%)
Gallatin	43 (20%)
Glacier	1 (<1%)
Granite	1 (<1%)
Lake	10 (5%)
Lewis and Clark	5 (2%)
Lincoln	3 (1%)

County	Number of Cases (percent of total)
Madison	23 (11%)
Meagher	1 (<1%)
Missoula	7 (3%)
Park	8 (4%)
Powell	1 (<1%)
Ravalli	8 (4%)
Silver Bow	4 (2%)
Stillwater	1 (<1%)
Sweet Grass	3 (1%)
Toole	2 (1%)
Yellowstone	20 (9%)
Total	224

Cases reported in the tables above include 13 residents of other states who were tested, isolated and/or hospitalized in Montana during the early phases of the pandemic. As COVID-19 is now widespread across the United States, data no longer include out-of-state residents who test positive in Montana in order to align with Council of State and Territorial Epidemiologists guidelines that classify cases by the individual's usual state of residence. This is standard practice for all communicable diseases to ensure accurate case reporting for Montana and the US. Additional individuals were diagnosed in Montana but are not included due to residency and/or the transient nature of their visit to the state: data for these individuals are reflected in the table immediately above.