

Coronavirus Disease 2019 (COVID-19)

[Analysis of COVID-19 Cases in Montana as of 8/21/2020](#)

[Archive of COVID-19 Montana Analyses](#)



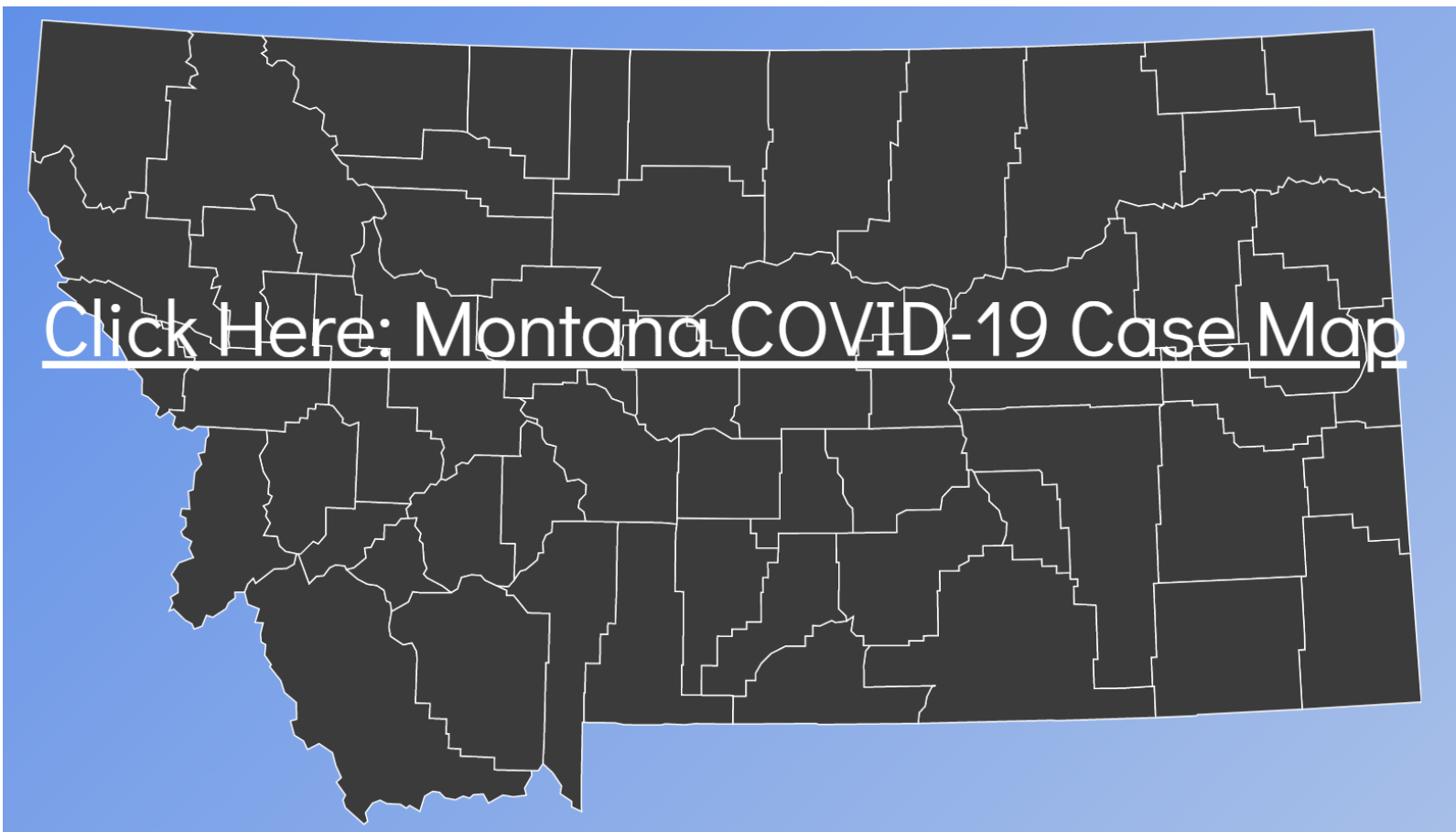
Demographic Information for Confirmed Cases

COVID-19 Cases in Montana

Total Number of Cases 7871

- Number of Deaths 111

** Tables and charts are updated by 10 am every morning.*

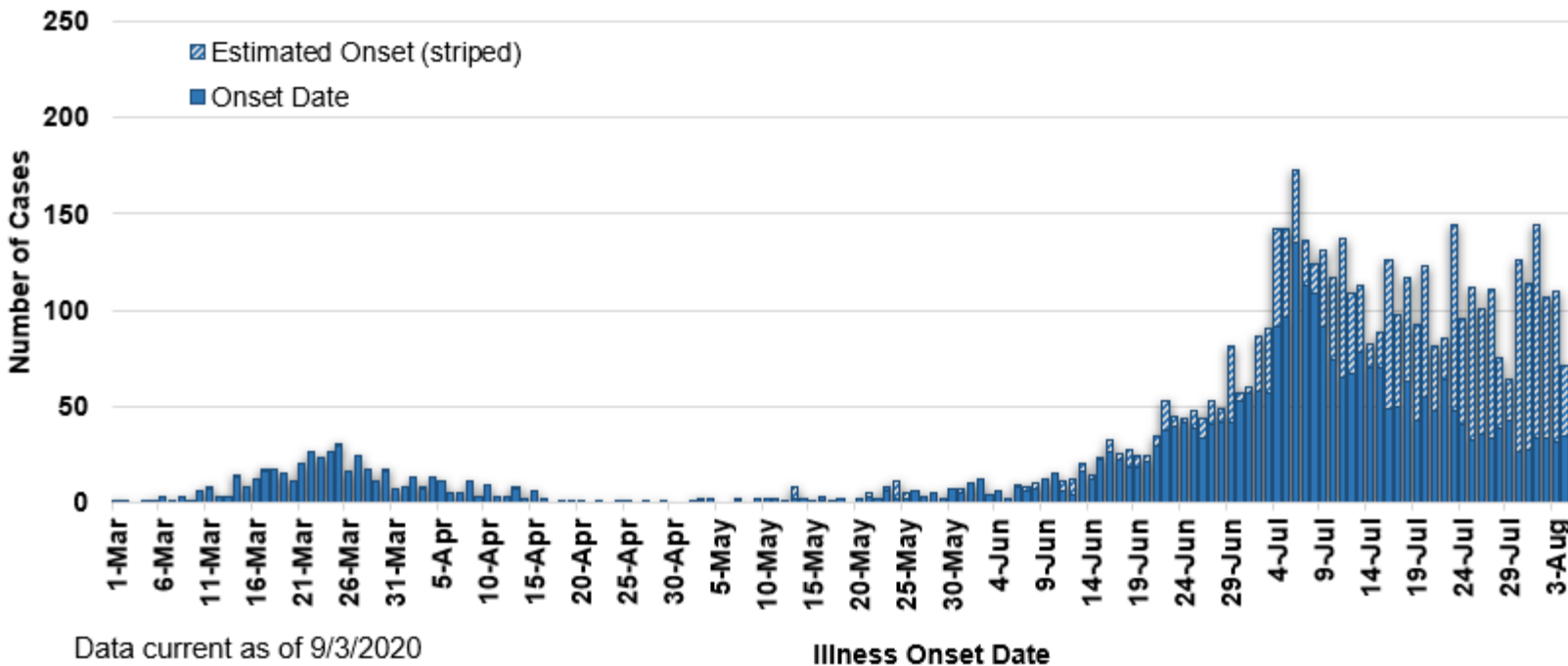


County of Residence	Number of Cases	Number of Deaths	Community Transmission*
Beaverhead	71	1	Yes
Big Horn	692	16	Yes
Blaine	15		
Broadwater	16		
Carbon	91		
Cascade	355	5	Yes
Chouteau	11		
Custer	66	2	
Daniels	3		

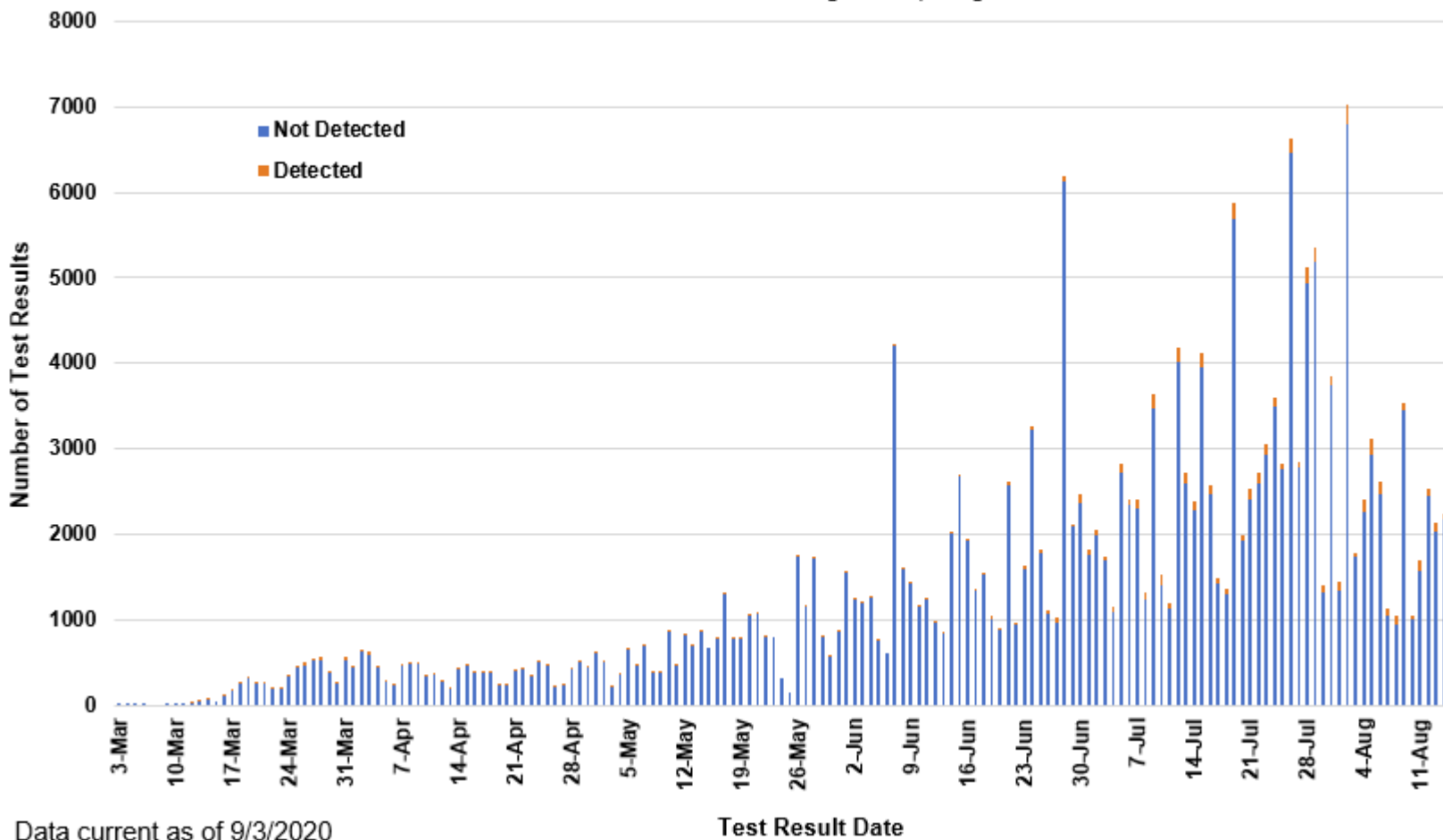
County of Residence	Number of Cases	Number of Deaths	Community Transmission*
Dawson	48		
Deer Lodge	35		
Fallon	2		
Fergus	33		
Flathead	651	7	Yes
Gallatin	1088	3	Yes
Garfield	14		
Glacier	140	1	Yes
Golden Valley	3		
Granite	20		
Hill	93	2	
Jefferson	39		
Judith Basin	6		
Lake	209	1	
Lewis and Clark	199	3	Yes
Liberty	7		
Lincoln	91	2	
Madison	94	1	Yes
McCone	14		
Meagher	4		
Mineral	2		
Missoula	436	3	Yes
Musselshell	15		
Park	65		
Phillips	114		
Pondera	16		
Powder River	2		
Powell	10		
Prairie	1		
Ravalli	112	2	Yes
Richland	60	2	
Roosevelt	48	1	
Rosebud	313	5	Yes
Sanders	40		
Sheridan	5		
Silver Bow	120		Yes
Stillwater	40	2	
Sweet Grass	29	1	
Teton	18		
Toole	52	6	
Treasure	3		
Valley	49		
Wheatland	3		
Wibaux	8		
Yellowstone	2200	45	Yes
Total	7871	111	

* Community transmission - a community has identified cases who are unable to be linked with other known cases or travel. This status has been determined after consultation between state and local health departments.

COVID-19 Cases in Montana by Date of Illness Onset, 2020 [N=7,871]



SARS-Cov-2 PCR Testing at Montana Public Health Laboratory and Reference Laboratories, Montana 2020 [n=255,660]



Hospitalization Status	Number of Cases (percent of total)
Ever hospitalized	472 (6%)
Not Hospitalized	7398 (94%)
Total	7871

Age Group	Number of Cases (percent of total)
0-9 years	327 (4%)
10-19 years	750 (10%)
20-29 years	1847 (23%)
30-39 years	1354 (17%)
40-49 years	1062 (14%)
50-59 years	998 (13%)
60-69 years	812 (10%)
70-79 years	465 (6%)
80-89 years	202 (3%)
90-99 years	53 (<1%)
100+	1 (<1%)
Total	7871
Sex	Number of Cases (percent of total)
Female	3927 (50%)
Male	3944 (50%)
Total	7871

Race and Ethnicity	Number of Cases (percent of total)
White	4042 (51%)
American Indian, Alaska Native, Native Hawaiian, and Pacific Islander	1264 (16%)
Asian	27 (<1%)
Black or African American	43 (<1%)
Other Race	75 (1%)
Undetermined/Under investigation	2390 (30%)
Total	7871
Among those with ethnicity specified:	
Hispanic/Latino	287 (4%)
Not Hispanic/Latino	5006 (63%)
Undetermined/Under investigation	2578 (33%)
Total	7871

Current Status of Cases	Number of Cases (percent of total)
Hospitalized	150 (1%)
Deceased	111 (2%)
Recovering	1883 (24%)
Recovered and released from isolation	57227 (73%)
Total number of cases	7871

Summary of Long Term Care Facility (LTCF) and Assisted Living Facility (ALF) COVID-19 cases and deaths:

	LTCF	ALF
Number of facilities in Montana by type	73	211
Number of facilities that have reported COVID-19 cases* (%)	21 (28.8)	28 (13.3)
Number of facilities with ongoing COVID-19 cases** (%)	13 (7.8)	15 (17.7)
Number of COVID-19 cases ever associated with a facility (%)	131 (1.7)	207 (2.7)
Number of COVID-19 deaths ever associated with a facility (%)	8 (7.3)	27 (24.8)

*Long term care residents are at high risk for infection, serious illness, and death from COVID-19. Data in the above table will be updated weekly. * Cases in a staff member or resident. **Ongoing cases include any identified within the last 7 days.*

Location (at time of testing) of individuals diagnosed but not residing or counted in Montana:

County	Number of Cases (percent of total)
Beaverhead	3 (1%)
Big Horn	1 (<1%)
Carbon	3 (1%)
Cascade	20 (9%)
Custer	4 (2%)
Dawson	2 (1%)
Deer Lodge	1 (<1%)
Fallon	1 (<1%)
Fergus	2 (1%)
Flathead	46 (19%)
Gallatin	47 (20%)
Glacier	1 (<1%)
Granite	1 (<1%)
Lake	10 (4%)
Lewis and Clark	5 (2%)
Lincoln	3 (1%)
Madison	25 (11%)
Meagher	1 (<1%)
Missoula	12 (5%)
Park	8 (3%)
Powell	1 (<1%)
Ravalli	8 (3%)
Silver Bow	5 (2%)
Stillwater	2 (1%)
Sweet Grass	3 (1%)
Toole	2 (1%)
Yellowstone	20 (9%)
Total	237

Cases reported in the tables above include 13 residents of other states who were tested, isolated and/or hospitalized in Montana during the early phases of the pandemic. As COVID-19 is now widespread across the United States, data no longer include out-of-state residents who test positive in Montana in order to align with Council of State and Territorial Epidemiologists guidelines that classify cases by the individual's usual state of residence. This is standard practice for all communicable diseases to ensure accurate case reporting for Montana and the US. Additional individuals were diagnosed in Montana but are not included due to residency and/or the transient nature of their visit to the state: data for these individuals are reflected in the table immediately above.