

### Coronavirus Disease 2019 (COVID-19)

#### [Analysis of COVID-19 Cases in Montana as of 8/21/2020](#)

#### [Archive of COVID-19 Montana Analyses](#)



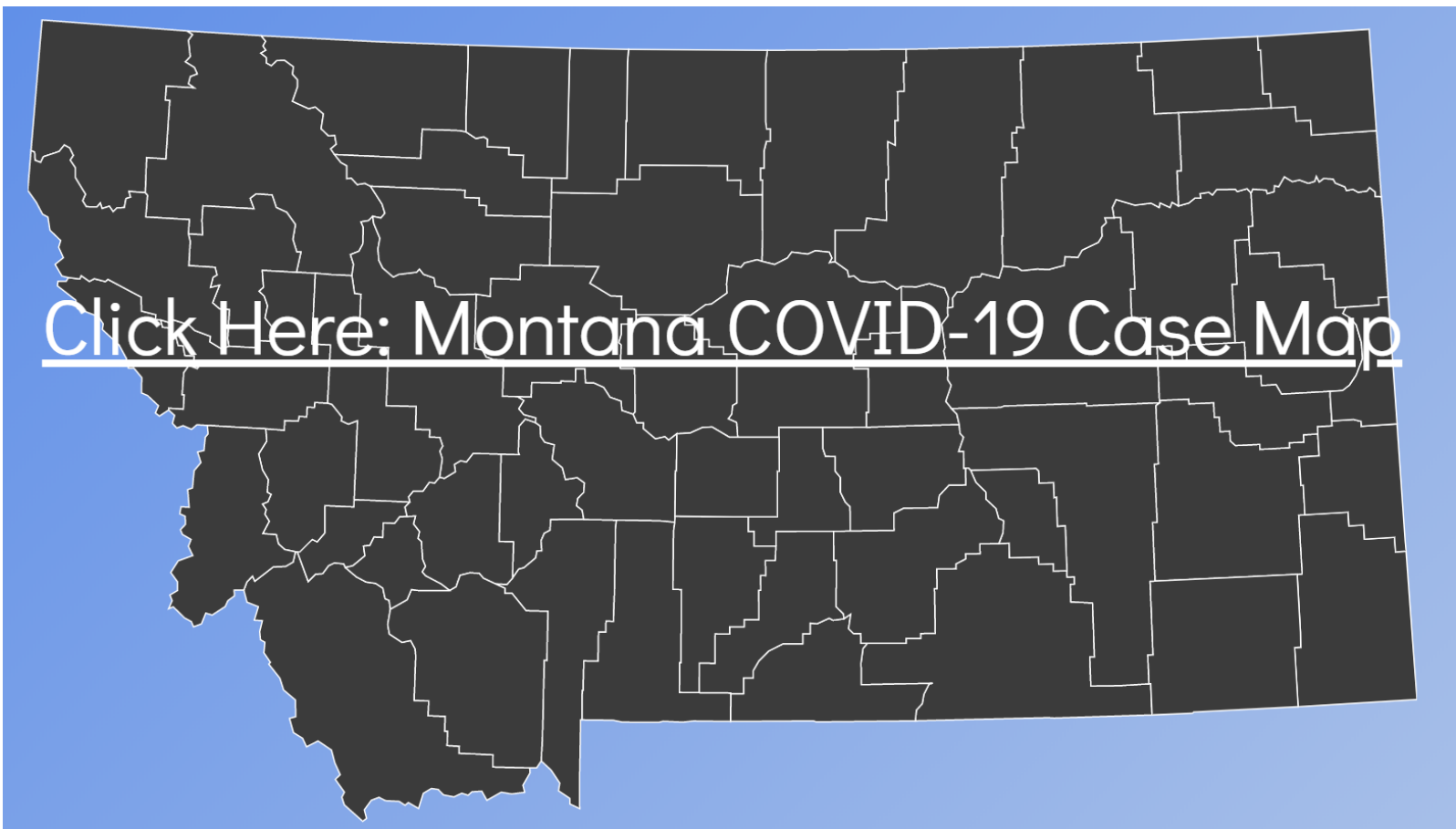
#### Demographic Information for Confirmed Cases

##### COVID-19 Cases in Montana

Total Number of Cases 8264

- Number of Deaths 117

*\* Tables and charts are updated by 10 am every morning.*

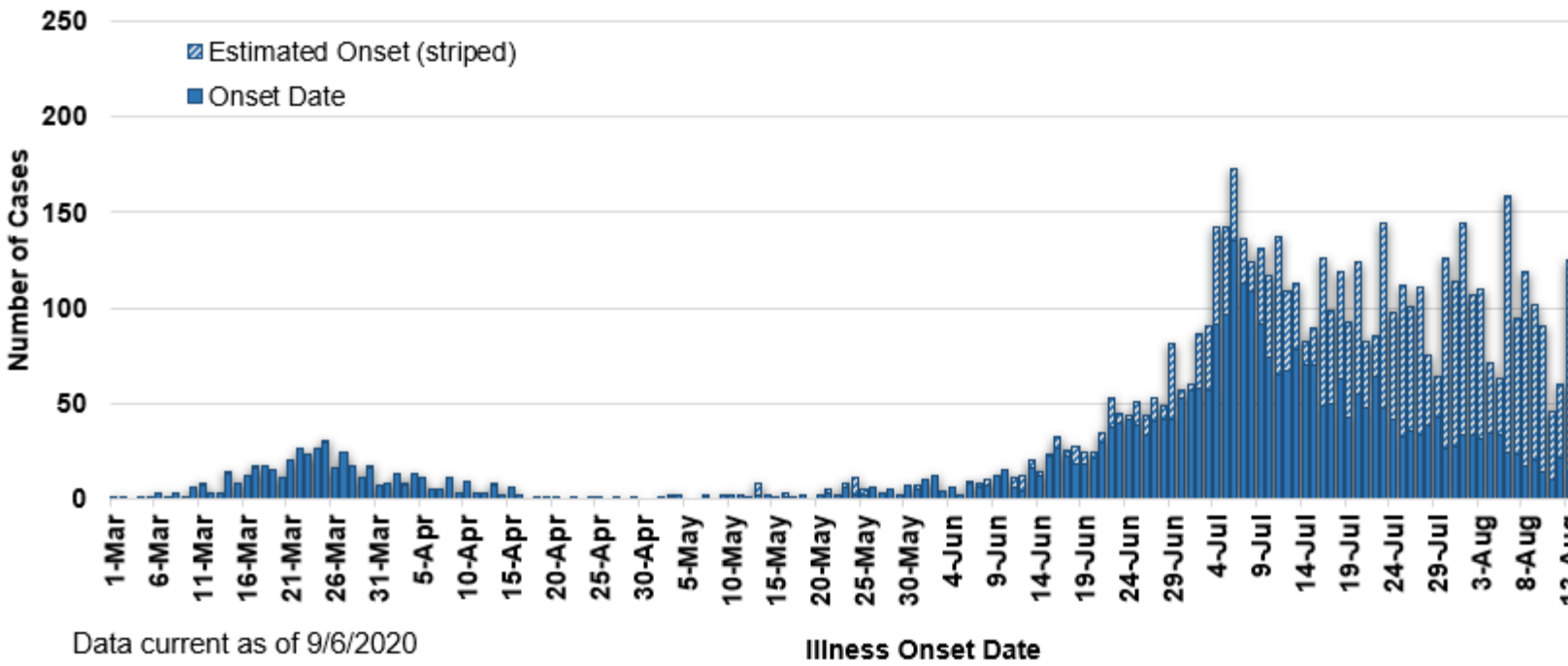


County of Residence	Number of Cases	Number of Deaths	Community Transmission*
Beaverhead	72	1	Yes
Big Horn	727	16	Yes
Blaine	15		
Broadwater	16		
Carbon	93		
Cascade	373	5	Yes
Chouteau	11		
Custer	69	2	
Daniels	3		

County of Residence	Number of Cases	Number of Deaths	Community Transmission*
Dawson	52	1	
Deer Lodge	80		
Fallon	4		
Fergus	38		
Flathead	684	9	Yes
Gallatin	1111	3	Yes
Garfield	16		
Glacier	143	1	Yes
Golden Valley	3		
Granite	21		
Hill	98	2	
Jefferson	41		
Judith Basin	6		
Lake	222	1	
Lewis and Clark	207	3	Yes
Liberty	8		
Lincoln	93	2	
Madison	95	1	Yes
McCone	14		
Meagher	4		
Mineral	2		
Missoula	445	3	Yes
Musselshell	19		
Park	67		
Phillips	114		
Pondera	16		
Powder River	2		
Powell	10		
Prairie	1		
Ravalli	113	2	Yes
Richland	64	2	
Roosevelt	62	1	
Rosebud	355	5	Yes
Sanders	41		
Sheridan	5		
Silver Bow	131		Yes
Stillwater	40	2	
Sweet Grass	34	1	
Teton	18		
Toole	57	6	
Treasure	3		
Valley	51		
Wheatland	3		
Wibaux	8		
Yellowstone	2284	48	Yes
Total	8264	117	

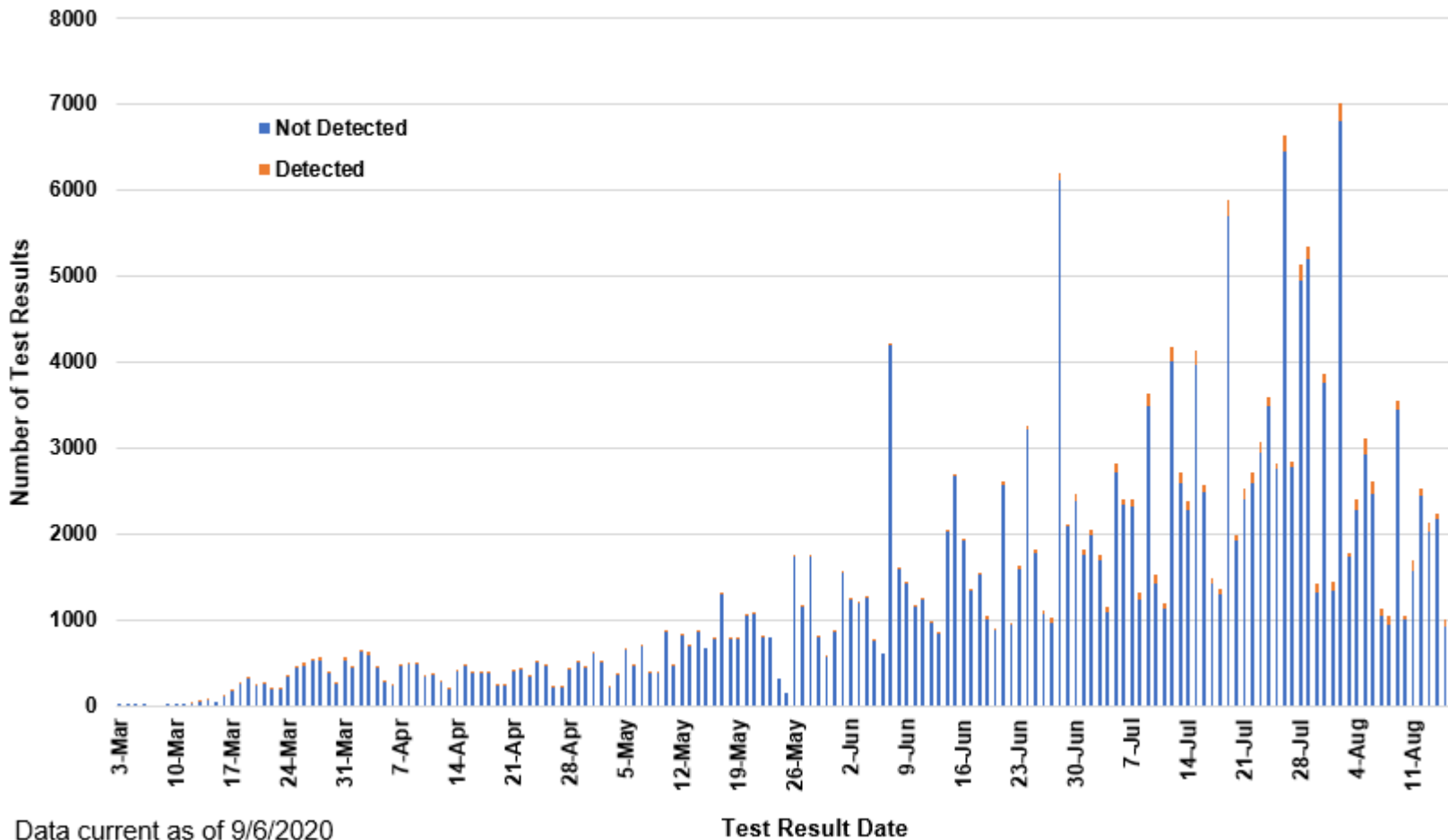
\* Community transmission - a community has identified cases who are unable to be linked with other known cases or travel. This status has been determined after consultation between state and local health departments.

### COVID-19 Cases in Montana by Date of Illness Onset, 2020 [N=8,264]



Data current as of 9/6/2020

### SARS-Cov-2 PCR Testing at Montana Public Health Laboratory and Reference Laboratories, Montana 2020 [n=262,026]



Data current as of 9/6/2020

View your county's test positivity rate at the [Center for Medicare and Medicaid Services' \(CMS\) webpage](#).

Hospitalization Status	Number of Cases (percent of total)
Ever hospitalized	486 (6%)
Not Hospitalized	7778 (94%)
Total	8264

Age Group	Number of Cases (percent of total)
0-9 years	345 (4%)
10-19 years	797 (10%)
20-29 years	1906 (23%)
30-39 years	1411 (17%)
40-49 years	1110 (14%)
50-59 years	1055 (13%)
60-69 years	864 (10%)
70-79 years	495 (6%)
80-89 years	224 (3%)
90-99 years	55 (<1%)
100+	2 (<1%)
Total	8264

Sex	Number of Cases (percent of total)
Female	4106 (50%)
Male	4159 (50%)
Total	8264

Race and Ethnicity	Number of Cases (percent of total)
White	4128 (50%)
American Indian, Alaska Native, Native Hawaiian, and Pacific Islander	1308 (16%)
Asian	28 (<1%)
Black or African American	44 (<1%)
Other Race	77 (1%)
Undetermined/Under investigation	2654 (32%)
Total	8264
<b>Among those with ethnicity specified:</b>	
Hispanic/Latino	295 (4%)
Not Hispanic/Latino	5110 (62%)
Undetermined/Under investigation	2859 (34%)
Total	8164

Current Status of Cases	Number of Cases (percent of total)
Hospitalized	156 (2%)
Deceased	117 (1%)
Recovering	1949 (21%)
Recovered and released from isolation	6243 (76%)
Total number of cases	8264

### Summary of Long Term Care Facility (LTCF) and Assisted Living Facility (ALF) COVID-19 cases and deaths:

	LTCF	ALF
Number of facilities in Montana by type	73	211
Number of facilities that have reported COVID-19 cases* (%)	21 (28.8)	28 (13.3)
Number of facilities with ongoing COVID-19 cases** (%)	13 (7.8)	15 (17.7)
Number of COVID-19 cases ever associated with a facility (%)	131 (1.7)	207 (2.7)
Number of COVID-19 deaths ever associated with a facility (%)	8 (7.3)	27 (24.8)

Long term care residents are at high risk for infection, serious illness, and death from COVID-19. Data in the above table will be updated weekly. \* Cases in a staff member or resident. \*\*Ongoing cases include any identified within the last 7 days.

**Location (at time of testing) of individuals diagnosed but not residing or counted in Montana:**

County	Number of Cases (percent of total)
Beaverhead	3 (1%)
Big Horn	1 (<1%)
Carbon	3 (1%)
Cascade	20 (9%)
Custer	4 (2%)
Dawson	2 (1%)
Deer Lodge	1 (<1%)
Fallon	1 (<1%)
Fergus	2 (1%)
Flathead	46 (19%)
Gallatin	47 (20%)
Glacier	1 (<1%)
Granite	1 (<1%)
Lake	10 (4%)
Lewis and Clark	5 (2%)
Lincoln	3 (1%)
Madison	25 (11%)
Meagher	1 (<1%)
Missoula	13 (5%)
Park	8 (3%)
Powell	1 (<1%)
Ravalli	8 (3%)
Silver Bow	5 (2%)
Stillwater	2 (1%)
Sweet Grass	3 (1%)
Toole	2 (1%)
Yellowstone	20 (9%)
Total	238

*Cases reported in the tables above include 13 residents of other states who were tested, isolated and/or hospitalized in Montana during the early phases of the pandemic. As COVID-19 is now widespread across the United States, data no longer include out-of-state residents who test positive in Montana in order to align with Council of State and Territorial Epidemiologists guidelines that classify cases by the individual's usual state of residence. This is standard practice for all communicable diseases to ensure accurate case reporting for Montana and the US. Additional individuals were diagnosed in Montana but are not included due to residency and/or the transient nature of their visit to the state: data for these individuals are reflected in the table immediately above.*