

Coronavirus Disease 2019 (COVID-19)

[Analysis of COVID-19 Cases in Montana as of 9/18/2020](#)

[Archive of COVID-19 Montana Analyses](#)



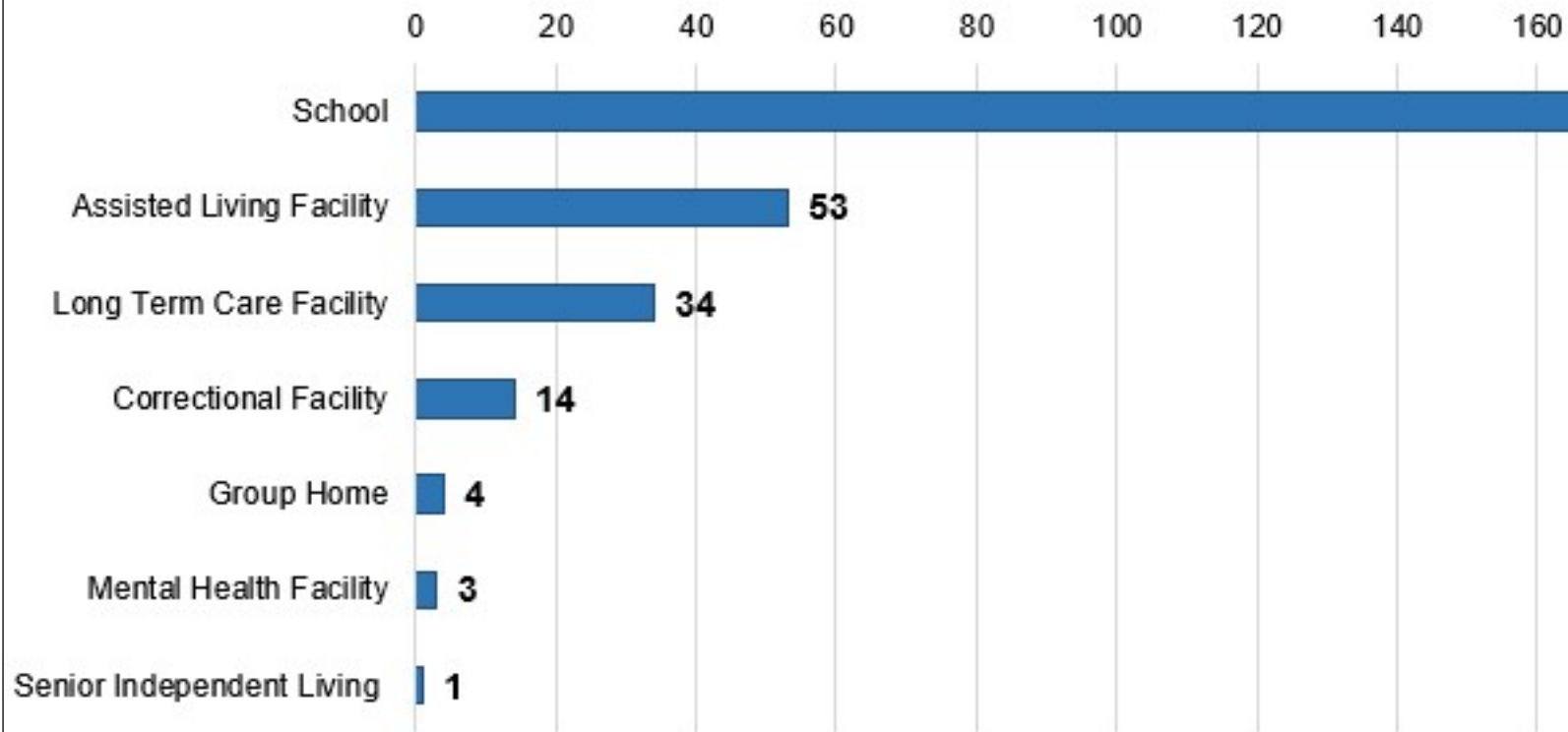
Demographic Information for Confirmed Cases

COVID-19 Cases in Montana	
Total Number of Cases	13,500
- Number of Deaths	181

*\* Tables and charts are updated by 10 am every morning.*



## Number of congregate settings with COVID-19 cases by type in Montana (n=280)



[Additional information on COVID-19 in Montana Long Term Care and Assisted Living Facilities](#)

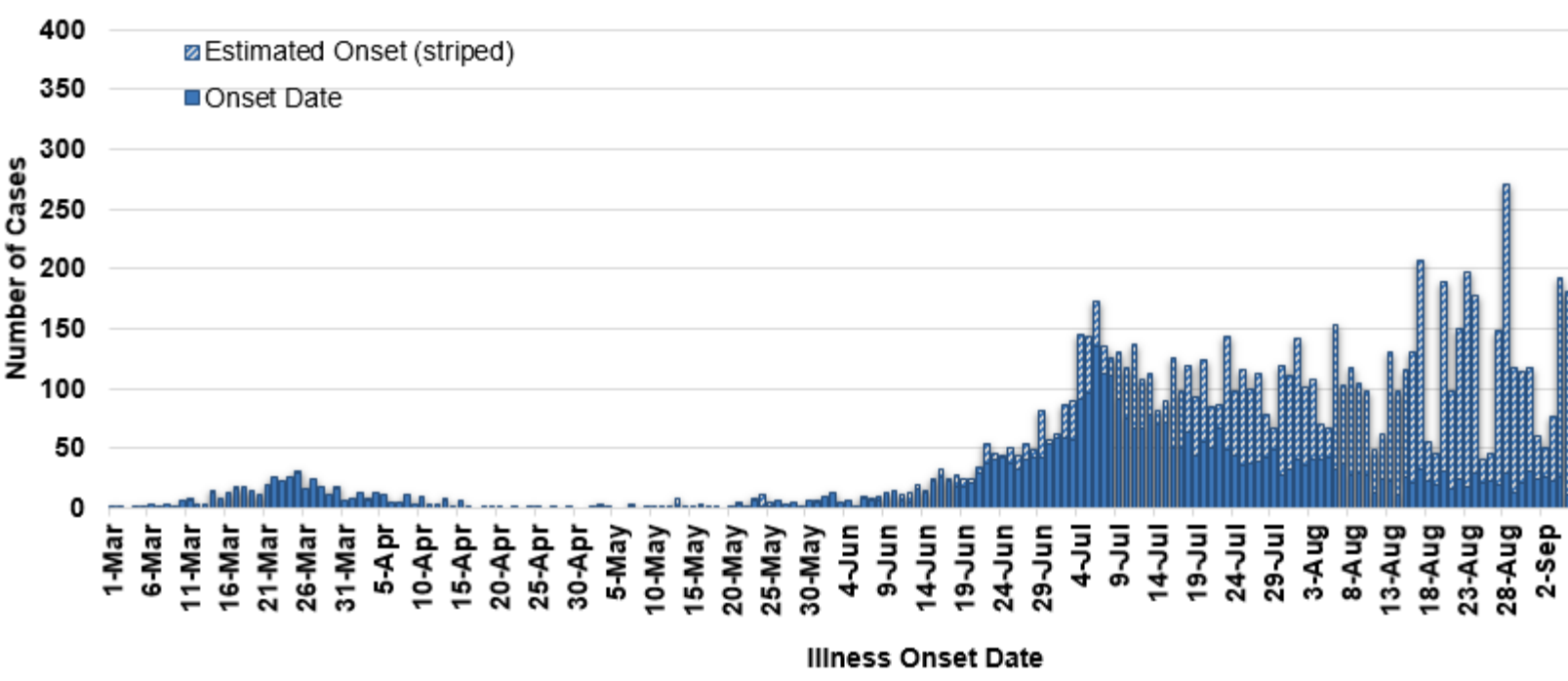
[Additional information on COVID-19 in Montana schools](#)

County of Residence	Number of Cases	Number of Deaths	Community Transmission*
Beaverhead	110	1	Yes
Big Horn	940	22	Yes
Blaine	38		
Broadwater	18		
Carbon	127		
Carter	6		
Cascade	796	5	Yes
Chouteau	32		
Custer	119	2	
Daniels	6		
Dawson	78	1	
Deer Lodge	118		
Fallon	8		
Fergus	67	1	
Flathead	1,242	19	Yes
Gallatin	1,428	4	Yes
Garfield	18		
Glacier	401	1	Yes
Golden Valley	5		
Granite	22		
Hill	194	3	
Jefferson	84		
Judith Basin	8		
Lake	284	1	
Lewis and Clark	324	3	Yes

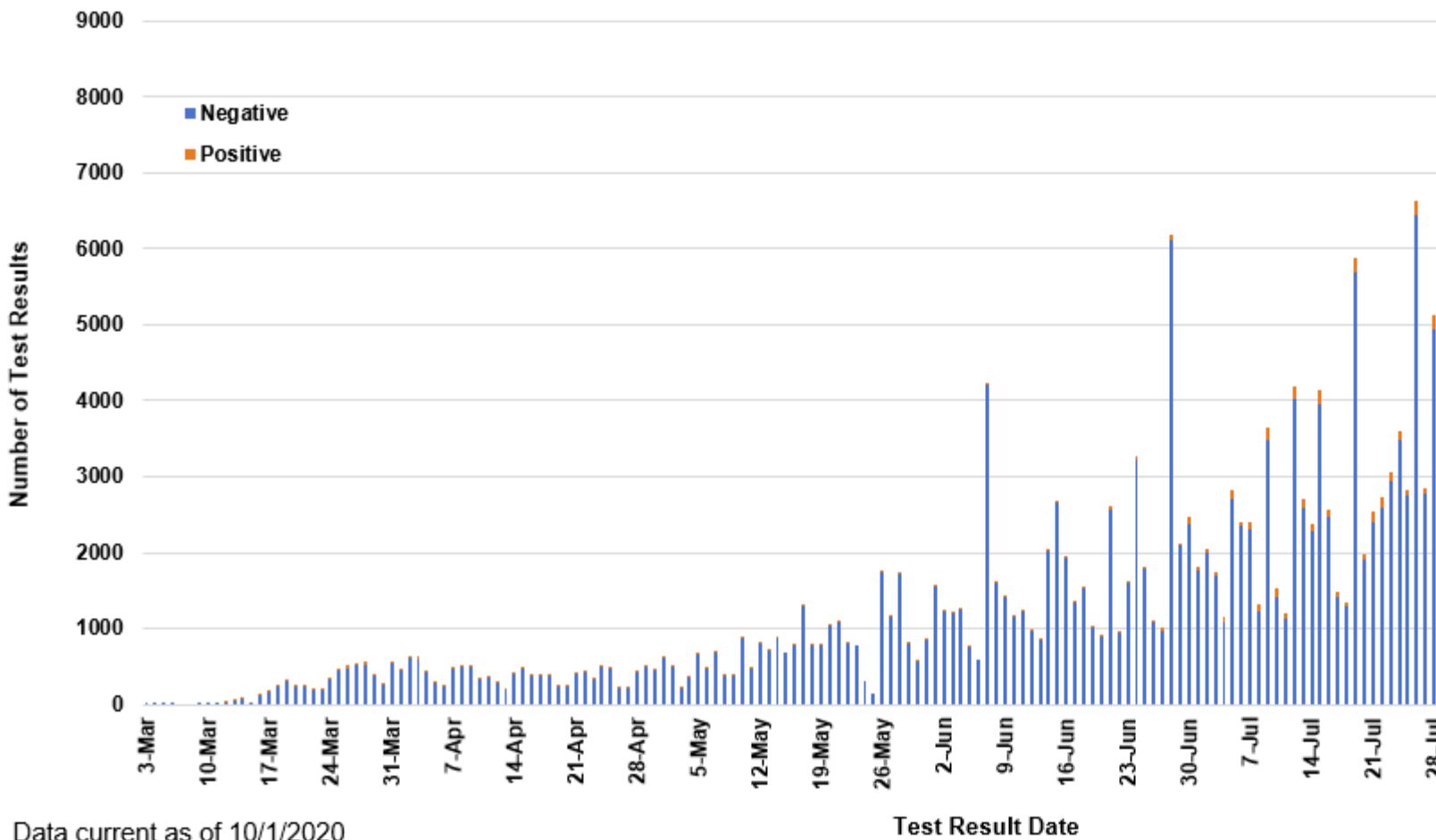
County of Residence	Number of Cases	Number of Deaths	Community Transmission*
Liberty	20		
Lincoln	131	3	
Madison	111	1	Yes
McCone	23		
Meagher	29	2	
Mineral	5		
Missoula	857	3	Yes
Musselshell	37	1	
Park	106		
Phillips	122		
Pondera	58		
Powder River	20		
Powell	12		
Prairie	4		
Ravalli	158	2	Yes
Richland	107	2	
Roosevelt	407	5	
Rosebud	652	19	Yes
Sanders	48	1	
Sheridan	19		
Silver Bow	270		Yes
Stillwater	82	2	
Sweet Grass	47	2	
Teton	29		
Toole	120	6	
Treasure	3		
Valley	97		
Wheatland	20	1	
Wibaux	9		
Yellowstone	3,424	68	Yes
Total	13,500	181	

\* Community transmission - a community has identified cases who are unable to be linked with other known cases or travel. This status has been determined after consultation between state and local health departments.

**COVID-19 Cases in Montana by Date of Illness Onset, 2020 [N=13,500]**



# SARS-Cov-2 PCR Testing at Montana Public Health Laboratory and Reference Laboratories



View your county's test positivity rate at the [Center for Medicare and Medicaid Services' \(CMS\) webpage](#).

Hospitalization Status	Number of Cases (percent of total)
Ever hospitalized	727 (5%)
Not Hospitalized	12,773 (95%)
Total	13,500

Age Group	Number of Cases (percent of total)
0-9 years	592 (4%)
10-19 years	1,523 (11%)
20-29 years	3,052 (23%)
30-39 years	2,249 (17%)
40-49 years	1,681 (13%)
50-59 years	1,681 (12%)
60-69 years	1,393 (10%)
70-79 years	806 (6%)
80-89 years	377 (3%)
90-99 years	87 (<1%)
100+	4 (<1%)
Total	13,500

Sex	Number of Cases (percent of total)
Female	6,6823 (50.5%)
Male	6,677 (49.5%)
Total	13,500

Race and Ethnicity	Number of Cases (percent of total)
White	6,249 (46%)
American Indian, Alaska Native, Native Hawaiian, and Pacific Islander	2,200 (16%)
Asian	41 (<1%)
Black or African American	75 (<1%)
Other Race	133 (1%)
Undetermined/Under investigation	4,935 (36%)
Total	13,500
<b>Among those with ethnicity specified:</b>	
Hispanic/Latino	394 (2%)
Not Hispanic/Latino	7,649 (58%)
Undetermined/Under investigation	5,457 (40%)
Total	13,500

Current Status of Cases	Number of Cases (percent of total)
Hospitalized	178 (1.3%)
Deceased	181 (1.3%)
Recovering	3,713 (27.5%)
Recovered and released from isolation	9,428 (69.8%)
Total number of cases	13,500

**Location (at time of testing) of individuals diagnosed but not residing or counted in Montana:**

County	Number of Cases (percent of total)
Beaverhead	3 (1%)
Big Horn	1 (<1%)
Carbon	3 (1%)
Cascade	20 (9%)
Custer	4 (2%)
Dawson	3 (1%)
Deer Lodge	1 (<1%)
Fallon	1 (<1%)
Fergus	2 (1%)
Flathead	46 (19%)
Gallatin	49 (20%)
Glacier	1 (<1%)
Granite	1 (<1%)
Lake	10 (4%)
Lewis and Clark	6 (2%)
Lincoln	3 (1%)
Madison	27 (11%)
Meagher	1 (<1%)
Missoula	17 (7%)
Park	10 (3%)
Powell	1 (<1%)
Ravalli	8 (3%)
Silver Bow	5 (2%)
Stillwater	2 (1%)
Sweet Grass	3 (1%)
Toole	2 (1%)
Yellowstone	20 (9%)
Total	250

Cases reported in the tables above include **13** residents of other states who were tested, isolated and/or hospitalized in Montana during the early phases of the pandemic. As COVID-19 is now widespread across the United States, data no longer include out-of-state residents who test positive in Montana in order to align with Council of State and Territorial Epidemiologists guidelines that classify cases by the individual's usual state of residence. This is standard practice for all communicable diseases to ensure accurate case reporting for Montana and the US. Additional individuals were diagnosed in Montana but are not included due to residency and/or the transient nature of their visit to the state: data for these individuals are reflected in the table immediately above.