

Coronavirus Disease 2019 (COVID-19)

[Analysis of COVID-19 Cases in Montana as of 9/18/2020](#)

[Archive of COVID-19 Montana Analyses](#)



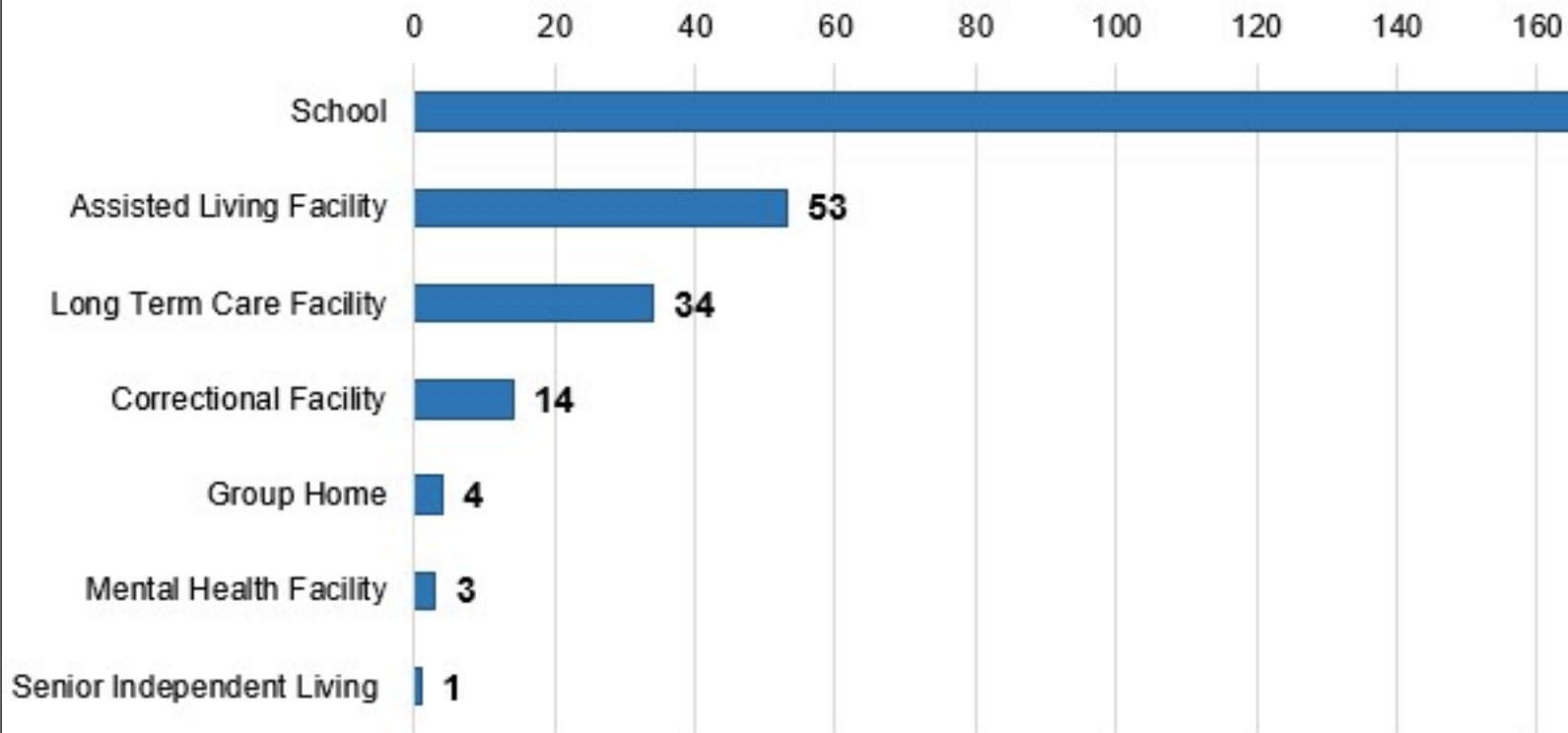
Demographic Information for Confirmed Cases

COVID-19 Cases in Montana	
Total Number of Cases	13,855
- Number of Deaths	186

** Tables and charts are updated by 10 am every morning.*



Number of congregate settings with COVID-19 cases by type in Montana (n=280)



[Additional information on COVID-19 in Montana Long Term Care and Assisted Living Facilities](#)

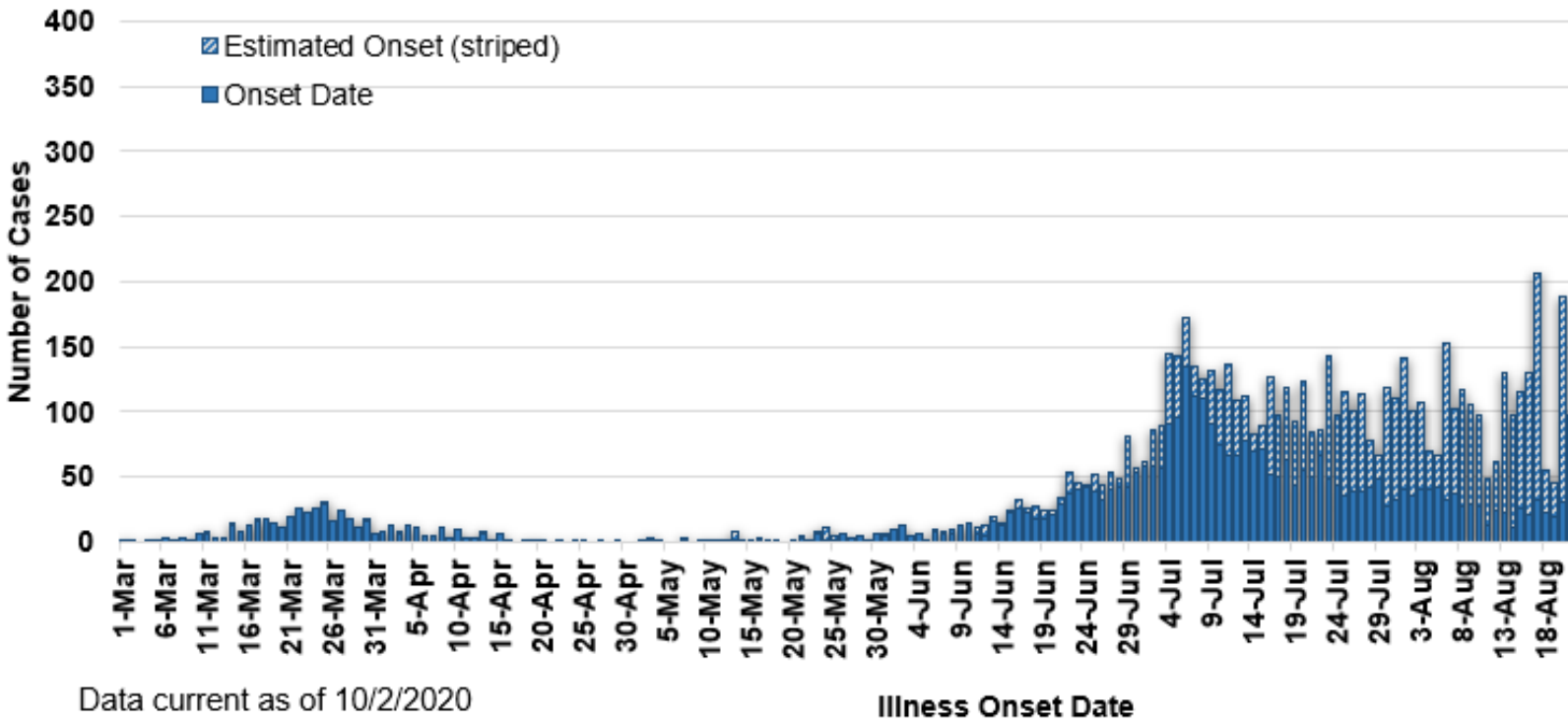
[Additional information on COVID-19 in Montana schools](#)

County of Residence	Number of Cases	Number of Deaths	Community Transmission*
Beaverhead	123	1	Yes
Big Horn	944	23	Yes
Blaine	39		
Broadwater	18		
Carbon	127		
Carter	9		
Cascade	825	6	Yes
Chouteau	36		
Custer	122	2	
Daniels	6		
Dawson	82	1	
Deer Lodge	123		
Fallon	14		
Fergus	67	1	
Flathead	1,265	19	Yes
Gallatin	1,491	4	Yes
Garfield	18		
Glacier	410	1	Yes
Golden Valley	5		
Granite	26		
Hill	196	3	
Jefferson	87		
Judith Basin	8		
Lake	287	1	
Lewis and Clark	347	3	Yes

County of Residence	Number of Cases	Number of Deaths	Community Transmission*
Liberty	20		
Lincoln	134	3	
Madison	113	1	Yes
McCone	25		
Meagher	30	2	Yes
Mineral	5		
Missoula	884	3	Yes
Musselshell	37	1	
Park	112		
Phillips	122		
Pondera	63		
Powder River	21		
Powell	12		
Prairie	5		
Ravalli	161	2	Yes
Richland	117	2	
Roosevelt	416	7	
Rosebud	655	19	Yes
Sanders	48	1	
Sheridan	19		
Silver Bow	270		Yes
Stillwater	85	2	
Sweet Grass	48	2	
Teton	29		
Toole	120	6	
Treasure	3		
Valley	103	1	
Wheatland	20	1	
Wibaux	10		
Yellowstone	3,493	68	Yes
Total	13,855	186	

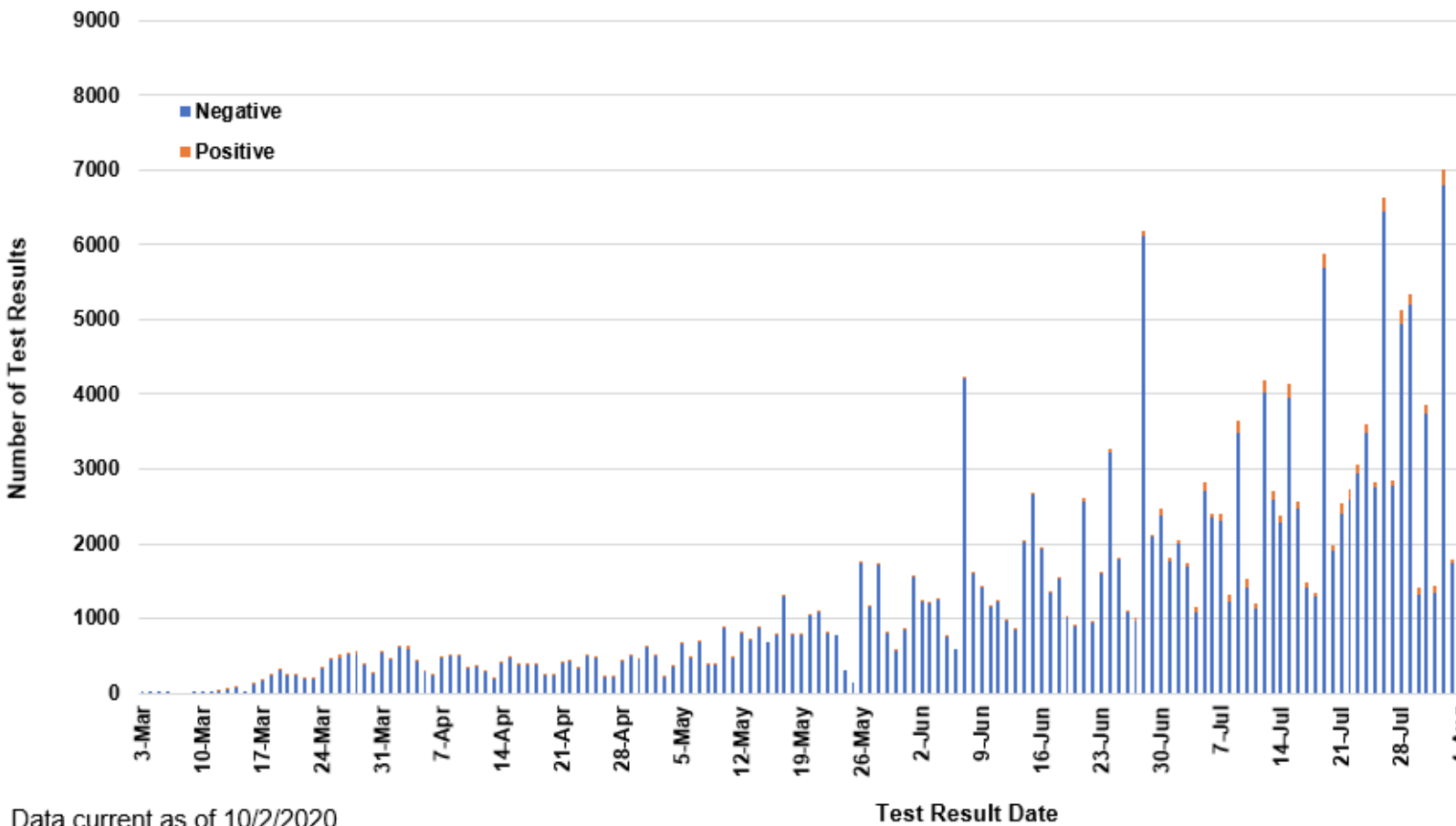
* Community transmission - a community has identified cases who are unable to be linked with other known cases or travel. This status has been determined after consultation between state and local health departments.

COVID-19 Cases in Montana by Date of Illness Onset, 2020 [N=13,850]



Data current as of 10/2/2020

SARS-Cov-2 PCR Testing at Montana Public Health Laboratory and Reference Laboratories, M



Data current as of 10/2/2020

Hospitalization Status	Number of Cases (percent of total)
Ever hospitalized	729 (5%)
Not Hospitalized	13,126 (95%)
Total	13,855

Age Group	Number of Cases (percent of total)
0-9 years	614 (4%)
10-19 years	1,558 (11%)
20-29 years	3,133 (23%)
30-39 years	2,308 (17%)
40-49 years	1,787 (13%)
50-59 years	1,727 (12%)
60-69 years	1,423 (10%)
70-79 years	821 (6%)
80-89 years	387 (3%)
90-99 years	92 (<1%)
100+	5 (<1%)
Total	13,855

Sex	Number of Cases (percent of total)
Female	7,028 (50.5%)
Male	6,827 (49.5%)
Total	13,855

Race and Ethnicity	Number of Cases (percent of total)
White	6,342 (46%)
American Indian, Alaska Native, Native Hawaiian, and Pacific Islander	2,206 (16%)
Asian	41 (<1%)
Black or African American	75 (<1%)
Other Race	136 (1%)
Undetermined/Under investigation	5,047 (36%)
Total	13,855
Among those with ethnicity specified:	
Hispanic/Latino	395 (2%)
Not Hispanic/Latino	7,741 (58%)
Undetermined/Under investigation	5,719 (40%)
Total	13,855

Current Status of Cases	Number of Cases (percent of total)
Hospitalized	177 (1.3%)
Deceased	186 (1.3%)
Recovering	3,923 (28%)
Recovered and released from isolation	9,569 (69%)
Total number of cases	13,855

Location (at time of testing) of individuals diagnosed but not residing or counted in Montana:

County	Number of Cases (percent of total)
Beaverhead	3 (1%)
Big Horn	1 (<1%)
Carbon	3 (1%)
Cascade	20 (9%)
Custer	4 (2%)
Dawson	3 (1%)
Deer Lodge	1 (<1%)
Fallon	1 (<1%)
Fergus	2 (1%)
Flathead	46 (19%)
Gallatin	49 (20%)
Glacier	1 (<1%)
Granite	1 (<1%)
Lake	10 (4%)
Lewis and Clark	6 (2%)
Lincoln	3 (1%)
Madison	27 (11%)
Meagher	1 (<1%)
Missoula	17 (7%)
Park	10 (3%)
Powell	1 (<1%)
Ravalli	8 (3%)
Silver Bow	5 (2%)
Stillwater	2 (1%)
Sweet Grass	3 (1%)
Toole	2 (1%)
Yellowstone	20 (9%)
Total	250

Cases reported in the tables above include 13 residents of other states who were tested, isolated and/or hospitalized in Montana during the early phases of the pandemic. As COVID-19 is now widespread across the United States, data no longer include out-of-state residents who test positive in Montana in order to align with Council of State and Territorial Epidemiologists guidelines that classify cases by the individual's usual state of residence. This is standard practice for all communicable diseases to ensure accurate case reporting for Montana and the US. Additional individuals were diagnosed in Montana but are not included due to residency and/or the transient nature of their visit to the state: data for these individuals are reflected in the table immediately above.