

Coronavirus Disease 2019 (COVID-19)

[Current Montana COVID-19 Epi Profile](#)

[Archive of Montana COVID-19 Epi Profiles](#)



Demographic Information for Confirmed Cases

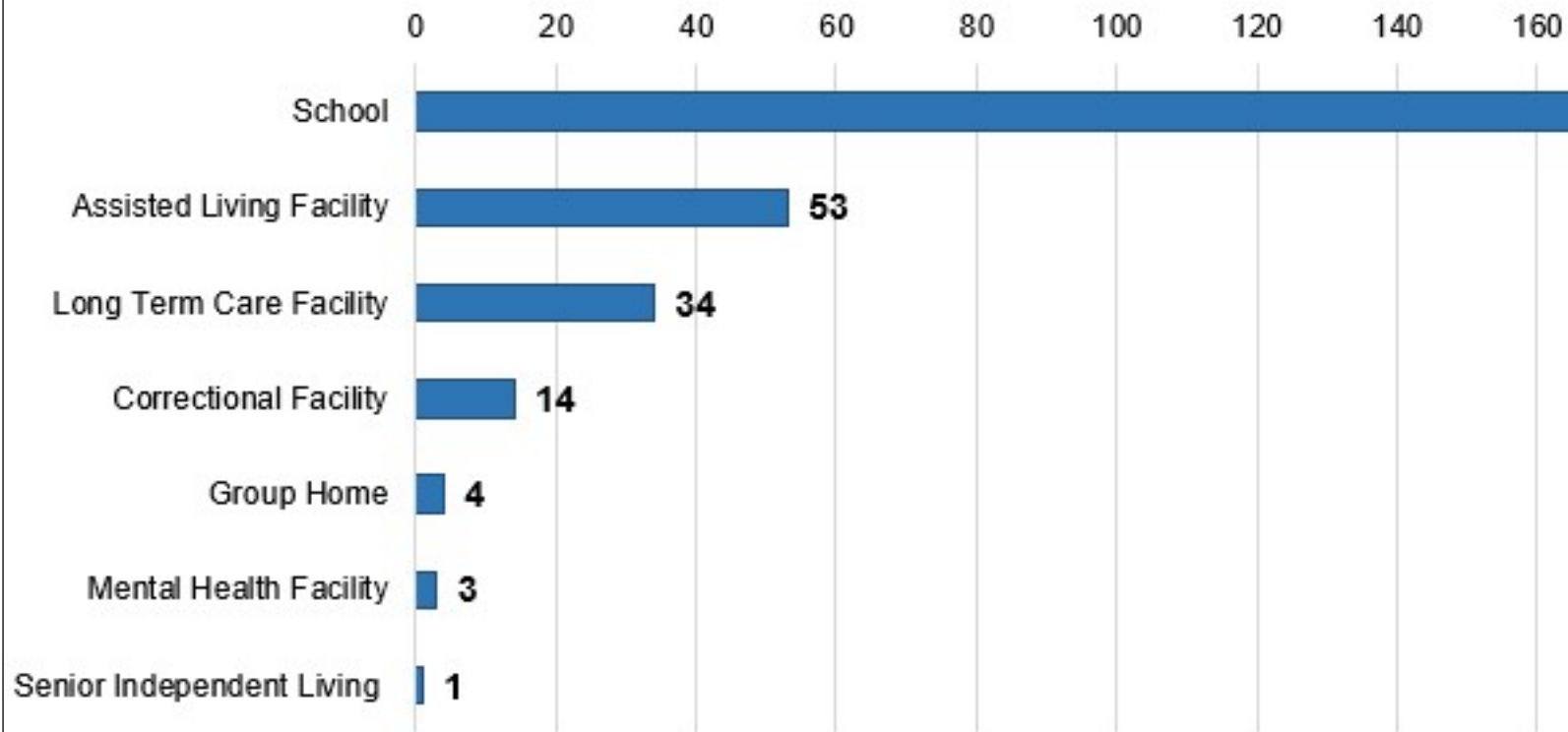
Data for the following tables are updated daily

COVID-19 Cases in Montana	
Total Number of Cases	14,356
- Number of Deaths	186

** Tables and charts are updated by 10 am every morning.*



Number of congregate settings with COVID-19 cases by type in Montana (n=280)



[Additional information on COVID-19 in Montana Long Term Care and Assisted Living Facilities](#)

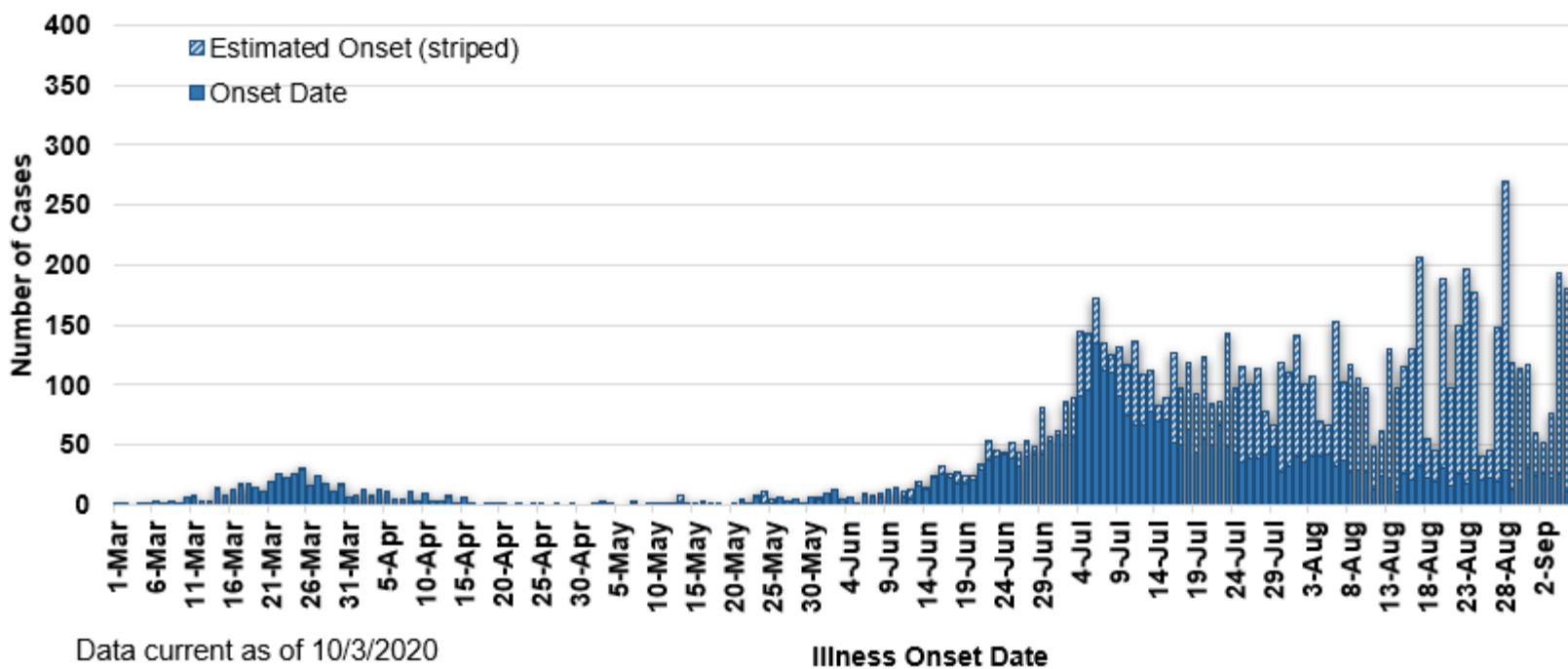
[Additional information on COVID-19 in Montana schools](#)

County of Residence	Number of Cases	Number of Deaths	Community Transmission*
Beaverhead	131	1	Yes
Big Horn	958	23	Yes
Blaine	75		
Broadwater	18		
Carbon	129		
Carter	9		
Cascade	860	6	Yes
Chouteau	36		
Custer	121	2	
Daniels	6		
Dawson	86	1	
Deer Lodge	152		
Fallon	17		
Fergus	70	1	
Flathead	1,313	19	Yes
Gallatin	1,546	4	Yes
Garfield	18		
Glacier	438	1	Yes
Golden Valley	5		
Granite	28		
Hill	209	3	
Jefferson	89		
Judith Basin	8		
Lake	292	1	

County of Residence	Number of Cases	Number of Deaths	Community Transmission*
Lewis and Clark	362	3	Yes
Liberty	20		
Lincoln	138	3	
Madison	116	1	Yes
McCone	27		
Meagher	34	2	Yes
Mineral	6		
Missoula	884	3	Yes
Musselshell	37	1	
Park	113		
Phillips	123		
Pondera	63		
Powder River	25		
Powell	12		
Prairie	14		
Ravalli	164	2	Yes
Richland	137	2	
Roosevelt	417	7	
Rosebud	668	19	Yes
Sanders	56	1	
Sheridan	19		
Silver Bow	290		Yes
Stillwater	90	2	
Sweet Grass	51	2	
Teton	37		
Toole	123	6	
Treasure	3		
Valley	107	1	
Wheatland	21	1	
Wibaux	18		
Yellowstone	3,567	68	Yes
Total	14,356	186	

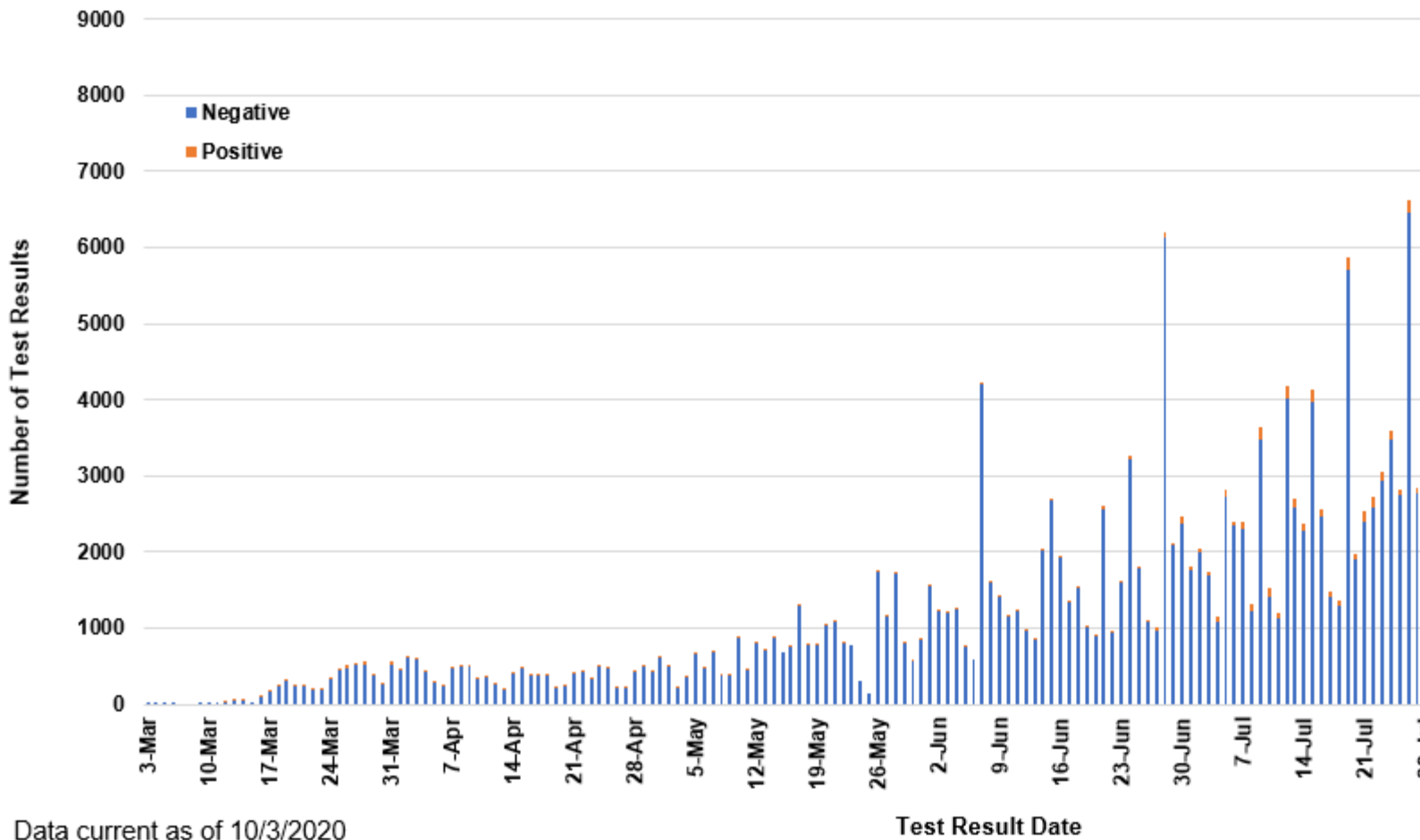
* Community transmission - a community has identified cases who are unable to be linked with other known cases or travel. This status has been determined after consultation between state and local health departments.

COVID-19 Cases in Montana by Date of Illness Onset, 2020 [N=14,356]



Data current as of 10/3/2020

SARS-Cov-2 PCR Testing at Montana Public Health Laboratory and Reference Laboratories



View your county's test positivity rate at the [Center for Medicare and Medicaid Services' \(CMS\) webpage](#).

Hospitalization Status	Number of Cases (percent of total)
Ever hospitalized	741 (5%)
Not Hospitalized	13,615 (95%)
Total	14,356

Age Group	Number of Cases (percent of total)
0-9 years	628 (4%)
10-19 years	1,626 (11%)
20-29 years	3,215 (22%)
30-39 years	2,403 (17%)
40-49 years	1,870 (13%)
50-59 years	1,787 (12%)
60-69 years	1,474 (10%)
70-79 years	851 (6%)
80-89 years	398 (3%)
90-99 years	100 (<1%)
100+	4 (<1%)
Total	14,356

Sex	Number of Cases (percent of total)
Female	7,295 (51%)
Male	7,061 (49%)
Total	14,356

Race and Ethnicity	Number of Cases (percent of total)
White	6,566 (46%)
American Indian, Alaska Native, Native Hawaiian, and Pacific Islander	2,290 (16%)
Asian	44 (<1%)
Black or African American	75 (<1%)
Other Race	154 (1%)
Undetermined/Under investigation	5,961 (36%)
Total	14,356
Among those with ethnicity specified:	
Hispanic/Latino	407 (2%)
Not Hispanic/Latino	7,988 (56%)
Undetermined/Under investigation	5,719 (42%)
Total	14,356

Current Status of Cases	Number of Cases (percent of total)
Hospitalized	189 (1.3%)
Deceased	186 (1.3%)
Recovering	4,387 (30%)
Recovered and released from isolation	9,598 (67%)
Total number of cases	14,356

Location (at time of testing) of individuals diagnosed but not residing or counted in Montana:

County	Number of Cases (percent of total)
Beaverhead	3 (1%)
Big Horn	1 (<1%)
Carbon	3 (1%)
Cascade	20 (9%)
Custer	4 (2%)
Dawson	3 (1%)
Deer Lodge	1 (<1%)
Fallon	1 (<1%)
Fergus	2 (1%)
Flathead	46 (19%)
Gallatin	49 (20%)
Glacier	1 (<1%)
Granite	1 (<1%)
Lake	10 (4%)
Lewis and Clark	6 (2%)
Lincoln	3 (1%)
Madison	27 (11%)
Meagher	1 (<1%)
Missoula	17 (7%)
Park	10 (3%)
Powell	1 (<1%)
Ravalli	8 (3%)
Silver Bow	5 (2%)
Stillwater	2 (1%)
Sweet Grass	3 (1%)
Toole	2 (1%)
Yellowstone	20 (9%)
Total	250

Cases reported in the tables above include **13** residents of other states who were tested, isolated and/or hospitalized in Montana during the early phases of the pandemic. As COVID-19 is now widespread across the United States, data no longer include out-of-state residents who test positive in Montana in order to align with Council of State and Territorial Epidemiologists guidelines that classify cases by the individual's usual state of residence. This is standard practice for all communicable diseases to ensure accurate case reporting for Montana and the US. Additional individuals were diagnosed in Montana but are not included due to residency and/or the transient nature of their visit to the state: data for these individuals are reflected in the table immediately above.