

Coronavirus Disease 2019 (COVID-19)

[Current Montana COVID-19 Epi Profile](#)

[Archive of Montana COVID-19 Epi Profiles](#)



Demographic Information for Confirmed Cases

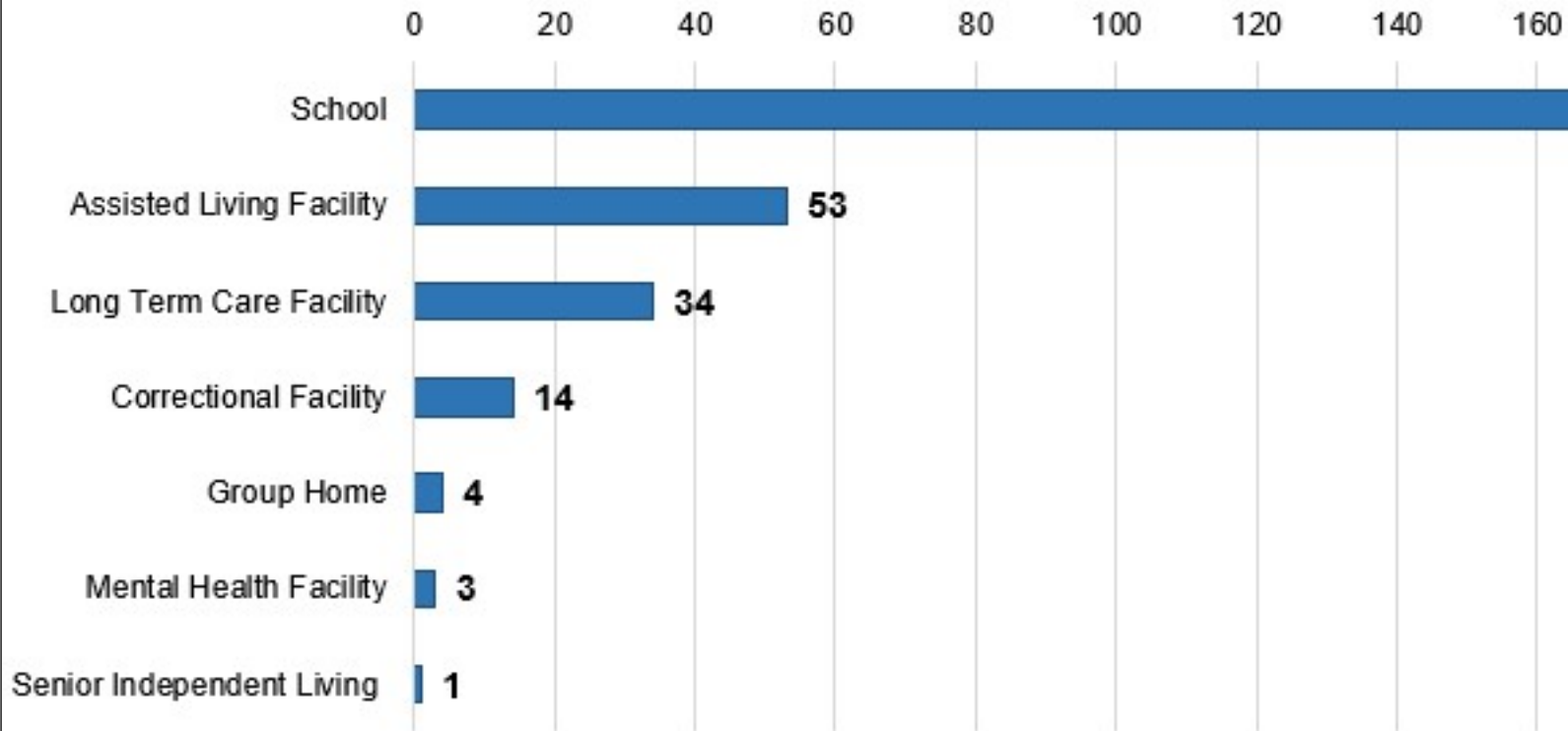
Data for the following tables are updated daily

COVID-19 Cases in Montana	
Total Number of Cases	14,847
- Number of Deaths	190

*\* Tables and charts are updated by 10 am every morning.*



## Number of congregate settings with COVID-19 cases by type in Montana (n=280)



[Additional information on COVID-19 in Montana Long Term Care and Assisted Living Facilities](#)

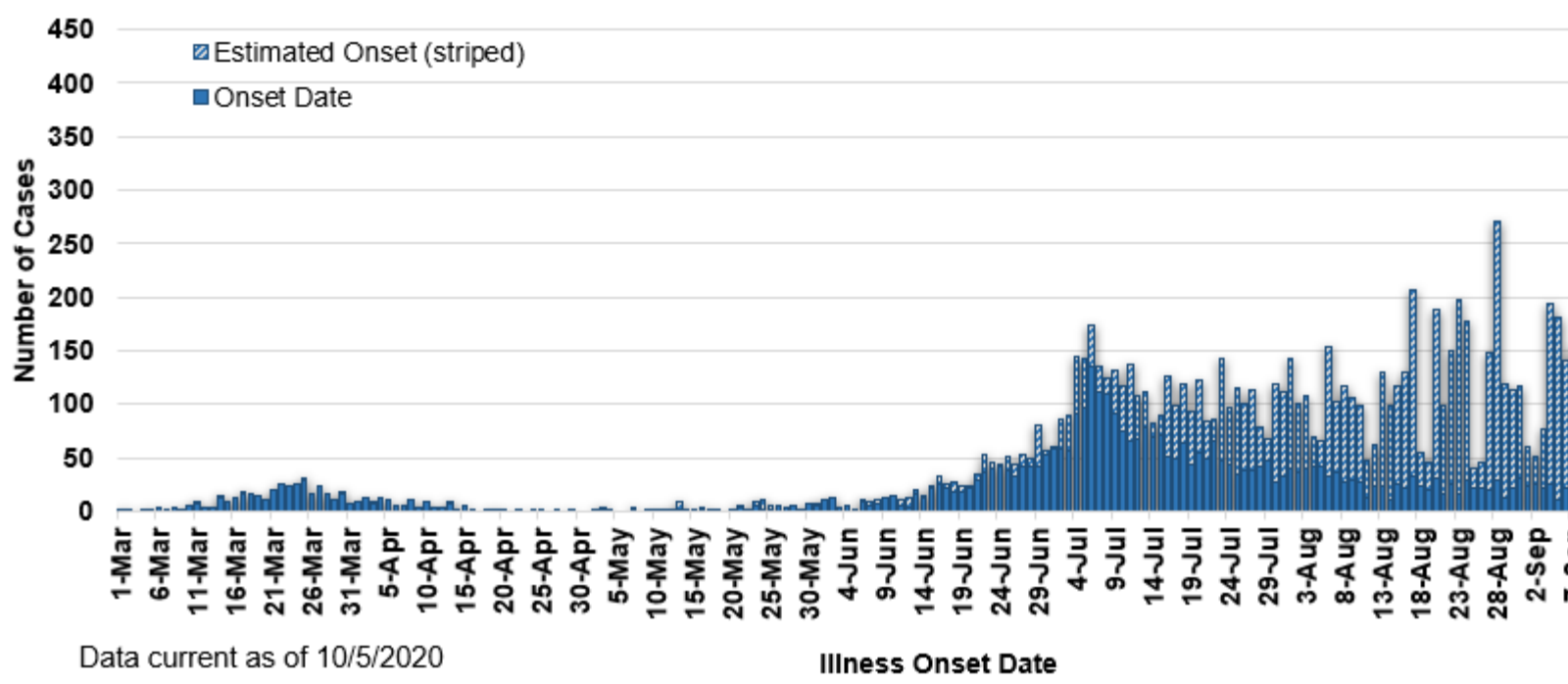
[Additional information on COVID-19 in Montana schools](#)

County of Residence	Number of Cases	Number of Deaths	Community Transmission*
Beaverhead	133	1	Yes
Big Horn	967	23	Yes
Blaine	74		
Broadwater	18		
Carbon	133		
Carter	9		
Cascade	912	6	Yes
Chouteau	36		
Custer	122	2	
Daniels	6		
Dawson	89	1	
Deer Lodge	194		
Fallon	16		
Fergus	76	1	
Flathead	1,387	19	Yes
Gallatin	1,584	4	Yes
Garfield	18		
Glacier	443	1	Yes
Golden Valley	5		
Granite	30		
Hill	235	5	
Jefferson	94		
Judith Basin	9		
Lake	294	1	
Lewis and Clark	376	3	Yes

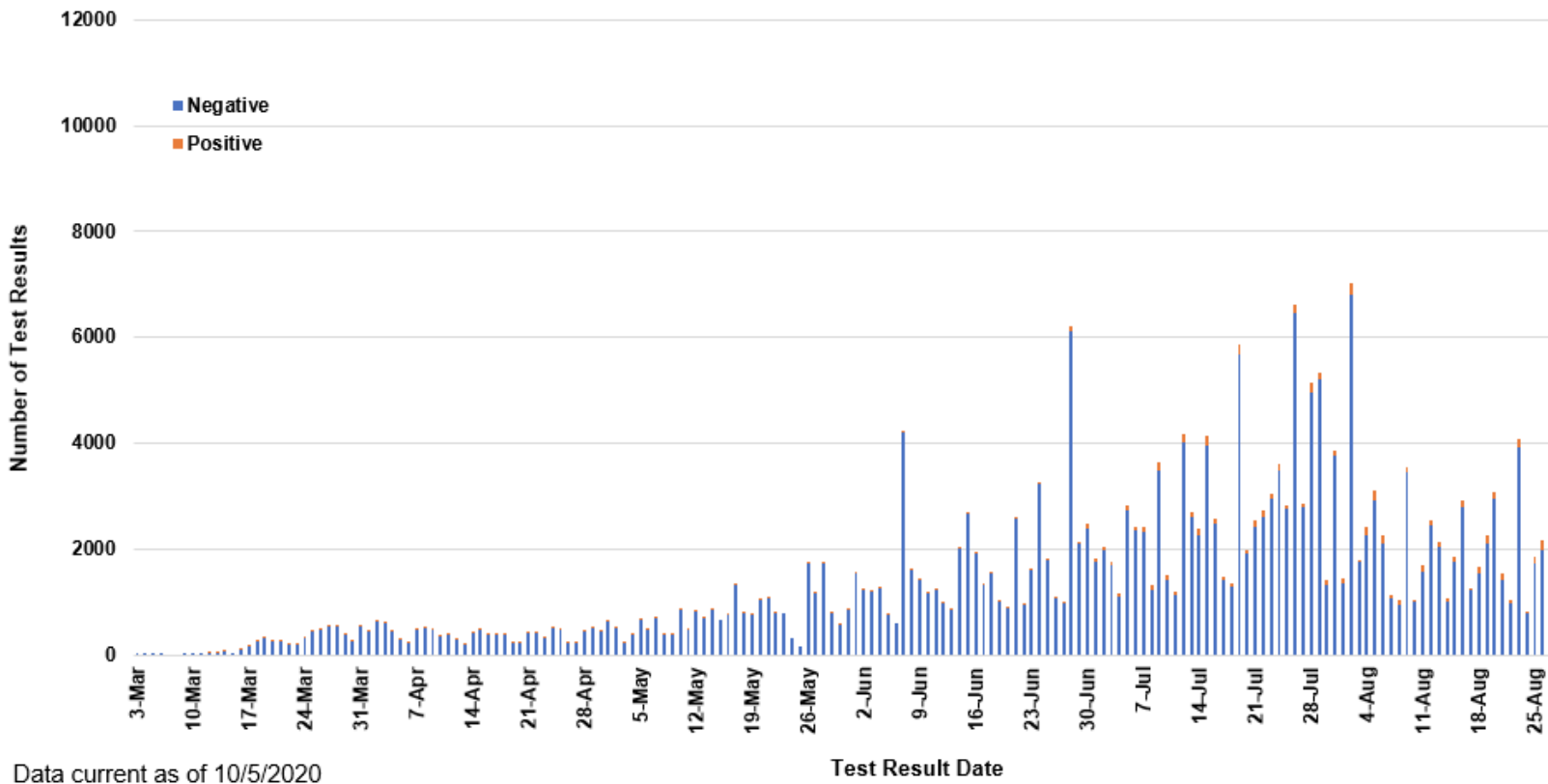
County of Residence	Number of Cases	Number of Deaths	Community Transmission*
Liberty	20		
Lincoln	150	3	
Madison	117	1	Yes
McCone	27		
Meagher	35	2	Yes
Mineral	6		
Missoula	885	3	Yes
Musselshell	37	1	
Park	113		
Petroleum	1		
Phillips	124		
Pondera	71		
Powder River	25		
Powell	15		
Prairie	16		
Ravalli	175	2	Yes
Richland	140	2	
Roosevelt	447	8	
Rosebud	680	19	Yes
Sanders	56	1	
Sheridan	21		
Silver Bow	297		Yes
Stillwater	90	2	
Sweet Grass	52	2	
Teton	42		
Toole	142	6	
Treasure	4		
Valley	114	1	
Wheatland	21	1	
Wibaux	19		
Yellowstone	3,645	69	Yes
Total	14,847	190	

\* Community transmission - a community has identified cases who are unable to be linked with other known cases or travel. This status has been determined after consultation between state and local health departments.

**COVID-19 Cases in Montana by Date of Illness Onset, 2020 [N=14,847]**



# SARS-Cov-2 PCR Testing at Montana Public Health Laboratory and Reference Laboratories, Montana 2020



Data current as of 10/5/2020

View your county's test positivity rate at the [Center for Medicare and Medicaid Services' \(CMS\) webpage](#).

Hospitalization Status	Number of Cases (percent of total)
Ever hospitalized	754 (5%)
Not Hospitalized	14,093 (95%)
Total	14,847

Age Group	Number of Cases (percent of total)
0-9 years	652 (4%)
10-19 years	1,669 (11%)
20-29 years	3,318 (22%)
30-39 years	2,479 (17%)
40-49 years	1,942 (13%)
50-59 years	1,857 (12%)
60-69 years	1,526 (10%)
70-79 years	891 (6%)
80-89 years	404 (3%)
90-99 years	105 (<1%)
100+	4 (<1%)
Total	14,847

Sex	Number of Cases (percent of total)
Female	7,518 (51%)
Male	7,329 (49%)
Total	14,847

Race and Ethnicity	Number of Cases (percent of total)
White	6,808 (46%)
American Indian, Alaska Native, Native Hawaiian, and Pacific Islander	2,329 (16%)
Asian	45 (<1%)
Black or African American	79 (<1%)
Other Race	176 (1%)
Undetermined/Under investigation	5,401 (36%)
Total	14,847
<b>Ethnicity:</b>	
Hispanic/Latino	416 (3%)
Not Hispanic/Latino	8,218 (55%)
Undetermined/Under investigation	6,213 (42%)
Total	14,847

Current Status of Cases	Number of Cases (percent of total)
Hospitalized	201 (1.3%)
Deceased	190 (1.3%)
Recovering	4,807 (32%)
Recovered and released from isolation	9,649 (66%)
Total number of cases	14,847

**Location (at time of testing) of individuals diagnosed but not residing or counted in Montana:**

County	Number of Cases (percent of total)
Beaverhead	3 (1%)
Big Horn	1 (<1%)
Carbon	3 (1%)
Cascade	20 (9%)
Custer	4 (2%)
Dawson	3 (1%)
Deer Lodge	1 (<1%)
Fallon	1 (<1%)
Fergus	2 (1%)
Flathead	46 (19%)
Gallatin	49 (20%)
Glacier	1 (<1%)
Granite	1 (<1%)
Lake	10 (4%)
Lewis and Clark	6 (2%)
Lincoln	3 (1%)
Madison	27 (11%)
Meagher	1 (<1%)
Missoula	17 (7%)
Park	10 (3%)
Powell	1 (<1%)
Ravalli	8 (3%)
Silver Bow	5 (2%)
Stillwater	2 (1%)
Sweet Grass	3 (1%)
Toole	2 (1%)
Yellowstone	20 (9%)
Total	250

*Cases reported in the tables above include 13 residents of other states who were tested, isolated and/or hospitalized in Montana during the early phases of the pandemic. As COVID-19 is now widespread across the United States, data no longer include out-of-state residents who test positive in Montana in order to align with Council of State and Territorial Epidemiologists guidelines that classify cases by the individual's usual state of residence. This is standard practice for all communicable diseases to ensure accurate case reporting for Montana and the US. Additional individuals were diagnosed in*

*Montana but are not included due to residency and/or the transient nature of their visit to the state: data for these individuals are reflected in the table immediately above.*