

Coronavirus Disease 2019 (COVID-19)

[Current Montana COVID-19 Epi Profile](#)

[Archive of Montana COVID-19 Epi Profiles](#)

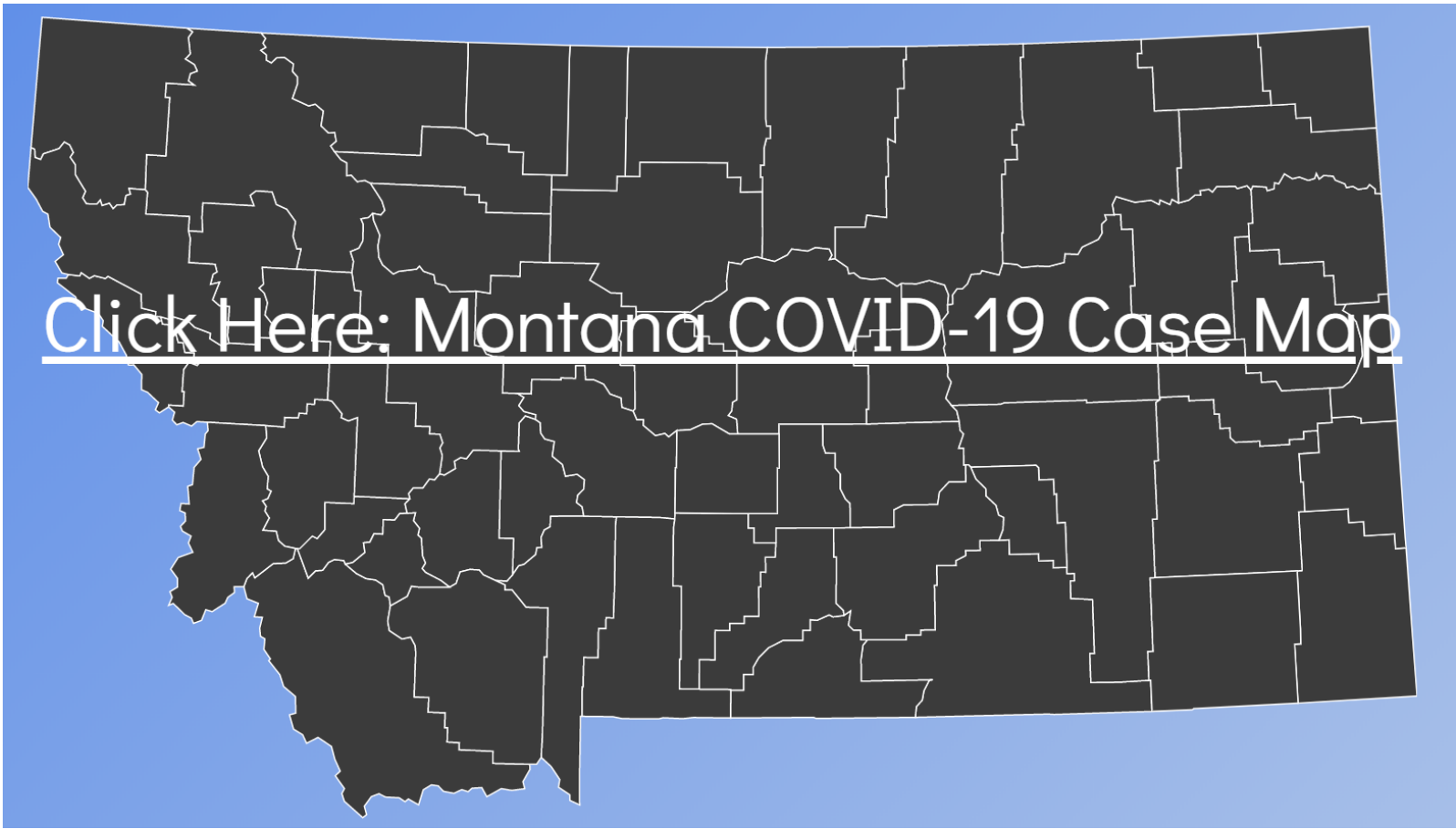


Demographic Information for Confirmed Cases

Data for the following tables are updated daily

COVID-19 Cases in Montana	
Total Number of Cases	15,347
- Number of Deaths	192

** Tables and charts are updated by 10 am every morning.*



Number of congregate settings with COVID-19 cases by type in Montana (n=280)



[Additional information on COVID-19 in Montana Long Term Care and Assisted Living Facilities](#)

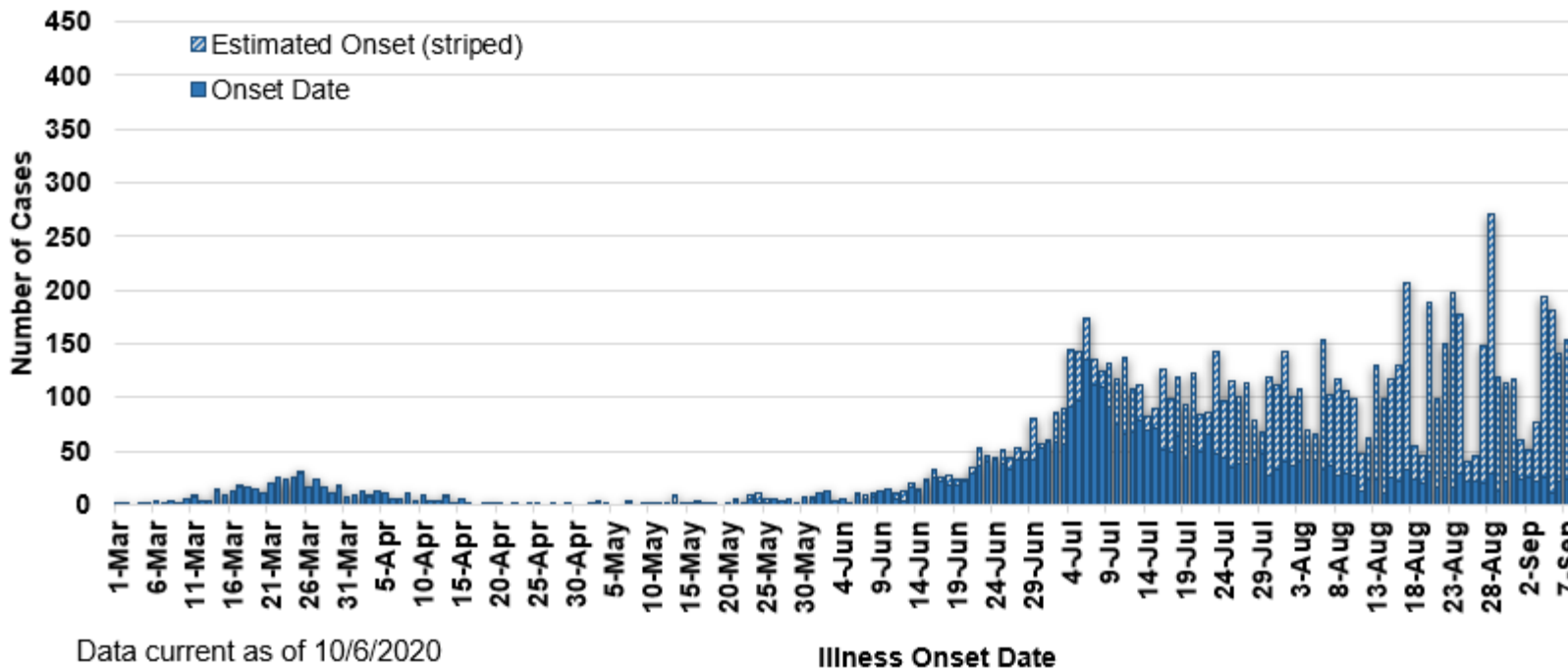
[Additional information on COVID-19 in Montana schools](#)

County of Residence	Number of Cases	Number of Deaths	Community Transmission*
Beaverhead	137	1	Yes
Big Horn	984	23	Yes
Blaine	83		
Broadwater	20		
Carbon	134		
Carter	9		
Cascade	932	6	Yes
Chouteau	39		
Custer	123	2	
Daniels	6		
Dawson	90	1	
Deer Lodge	194		
Fallon	18		
Fergus	79	1	
Flathead	1,511	19	Yes
Gallatin	1,630	4	Yes
Garfield	18		
Glacier	501	1	Yes
Golden Valley	5		
Granite	30		
Hill	253	5	
Jefferson	96		
Judith Basin	9		
Lake	304	1	
Lewis and Clark	383	3	Yes

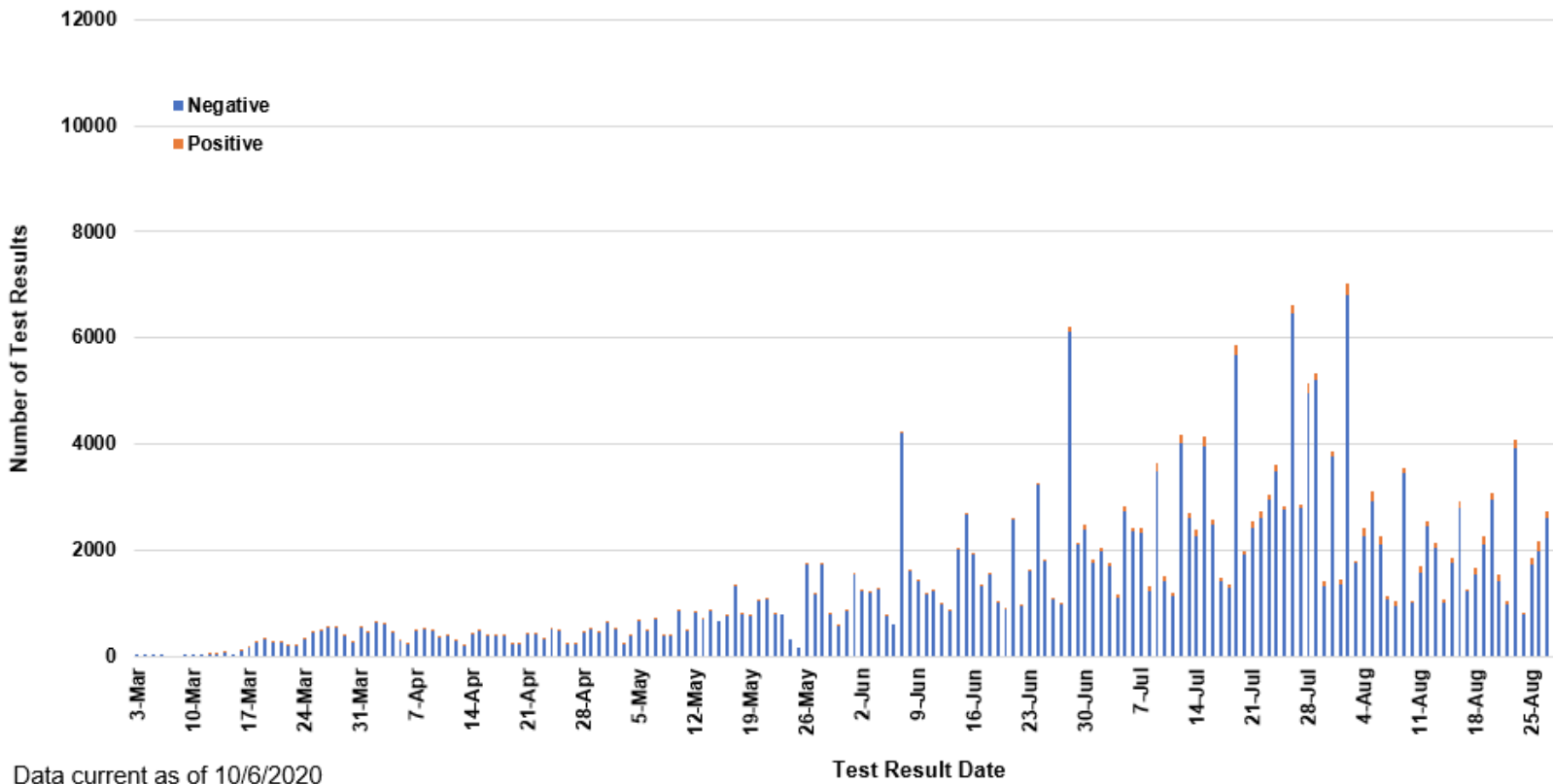
County of Residence	Number of Cases	Number of Deaths	Community Transmission*
Liberty	21		
Lincoln	154	3	
Madison	117	1	Yes
McCone	27		
Meagher	35	2	Yes
Mineral	6		
Missoula	934	3	Yes
Musselshell	37	1	
Park	125		
Petroleum	1		
Phillips	124		
Pondera	77	1	
Powder River	25		
Powell	15		
Prairie	20		
Ravalli	180	2	Yes
Richland	141	2	
Roosevelt	453	8	
Rosebud	687	19	Yes
Sanders	56	1	
Sheridan	21		
Silver Bow	305		Yes
Stillwater	93	3	
Sweet Grass	52	2	
Teton	46		
Toole	155	6	
Treasure	5		
Valley	114	1	
Wheatland	21	1	
Wibaux	21		
Yellowstone	3,691	69	Yes
Total	15,347	192	

* Community transmission - a community has identified cases who are unable to be linked with other known cases or travel. This status has been determined after consultation between state and local health departments.

COVID-19 Cases in Montana by Date of Illness Onset, 2020 [N=15,347]



SARS-Cov-2 PCR Testing at Montana Public Health Laboratory and Reference Laboratories, Montana 2020



View your county's test positivity rate at the [Center for Medicare and Medicaid Services' \(CMS\) webpage](#).

Hospitalization Status	Number of Cases (percent of total)
Ever hospitalized	773 (5%)
Not Hospitalized	14,574 (95%)
Total	15,347

Age Group	Number of Cases (percent of total)
0-9 years	675 (4%)
10-19 years	1,724 (11%)
20-29 years	3,409 (22%)
30-39 years	2,560 (17%)
40-49 years	1,999 (13%)
50-59 years	1,917 (12%)
60-69 years	1,598 (10%)
70-79 years	930 (6%)
80-89 years	419 (3%)
90-99 years	112 (<1%)
100+	4 (<1%)
Total	15,347

Sex	Number of Cases (percent of total)
Female	7,768 (51%)
Male	7,579 (49%)
Total	15,347

Race and Ethnicity	Number of Cases (percent of total)
White	7,071 (46%)
American Indian, Alaska Native, Native Hawaiian, and Pacific Islander	2,402 (16%)
Asian	47 (<1%)
Black or African American	79 (<1%)
Other Race	206 (1%)
Undetermined/Under investigation	5,533 (36%)
Total	15,347
Ethnicity:	
Hispanic/Latino	430 (3%)
Not Hispanic/Latino	8,512 (55%)
Undetermined/Under investigation	6,405 (42%)
Total	15,347

Current Status of Cases	Number of Cases (percent of total)
Hospitalized	216 (1.4%)
Deceased	192 (1.3%)
Recovering	4,767 (31%)
Recovered and released from isolation	10,172 (66%)
Total number of cases	15,347

Location (at time of testing) of individuals diagnosed but not residing or counted in Montana:

County	Number of Cases (percent of total)
Beaverhead	3 (1%)
Big Horn	1 (<1%)
Carbon	3 (1%)
Cascade	20 (9%)
Custer	4 (2%)
Dawson	3 (1%)
Deer Lodge	1 (<1%)
Fallon	1 (<1%)
Fergus	2 (1%)
Flathead	46 (19%)
Gallatin	49 (20%)
Glacier	1 (<1%)
Granite	1 (<1%)
Lake	10 (4%)
Lewis and Clark	6 (2%)
Lincoln	3 (1%)
Madison	27 (11%)
Meagher	1 (<1%)
Missoula	17 (7%)
Park	10 (3%)
Powell	1 (<1%)
Ravalli	8 (3%)
Silver Bow	5 (2%)
Stillwater	2 (1%)
Sweet Grass	3 (1%)
Toole	2 (1%)
Yellowstone	20 (9%)
Total	250

Cases reported in the tables above include 13 residents of other states who were tested, isolated and/or hospitalized in Montana during the early phases of the pandemic. As COVID-19 is now widespread across the United States, data no longer include out-of-state residents who test positive in Montana in order to align with Council of State and Territorial Epidemiologists guidelines that classify cases by the individual's usual state of residence. This is standard practice for all communicable diseases to ensure accurate case reporting for Montana and the US. Additional individuals were diagnosed in

Montana but are not included due to residency and/or the transient nature of their visit to the state: data for these individuals are reflected in the table immediately above.