

Coronavirus Disease 2019 (COVID-19)

[Current Montana COVID-19 Epi Profile](#)

[Archive of Montana COVID-19 Epi Profiles](#)

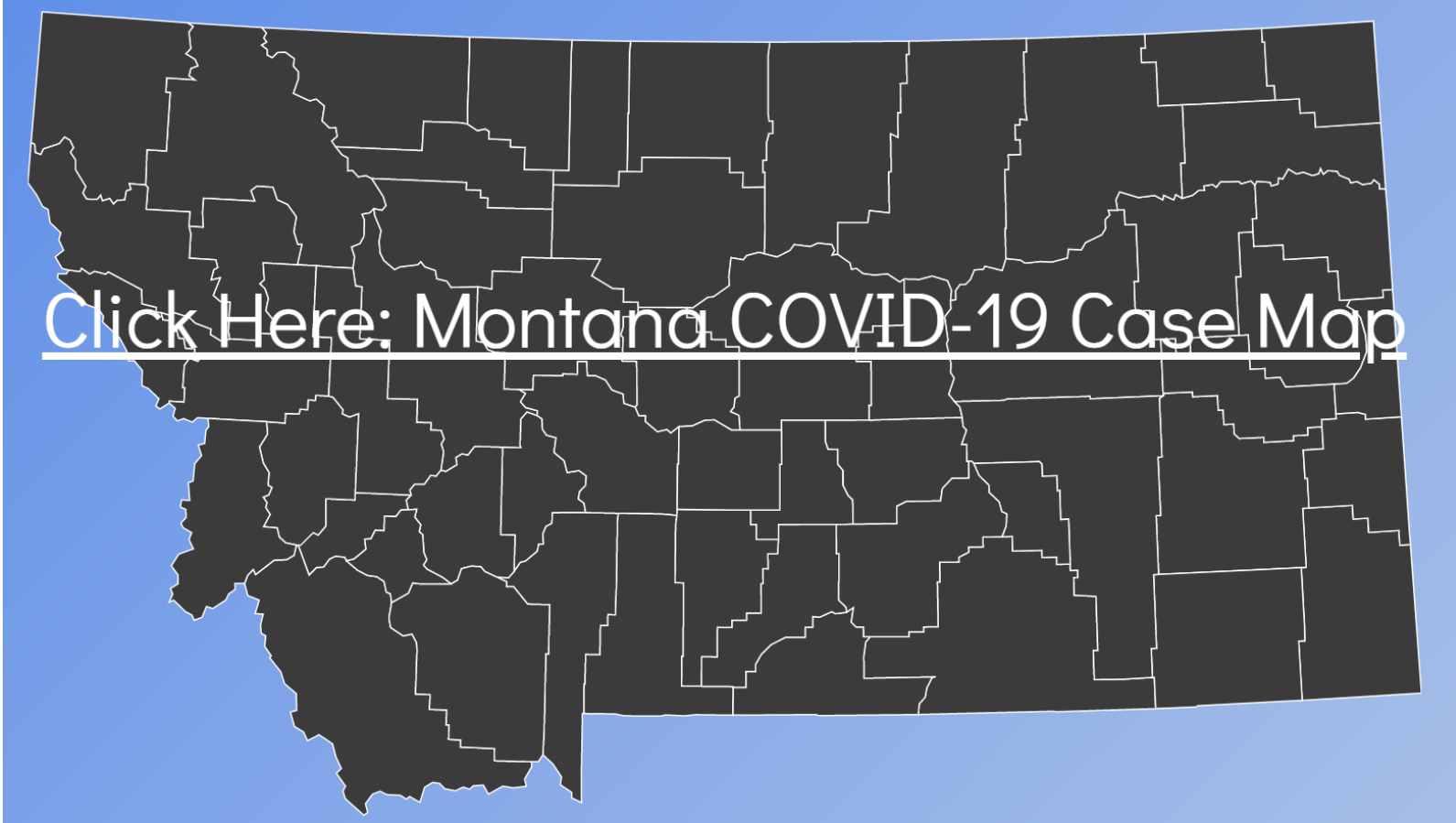


Demographic Information for Confirmed Cases

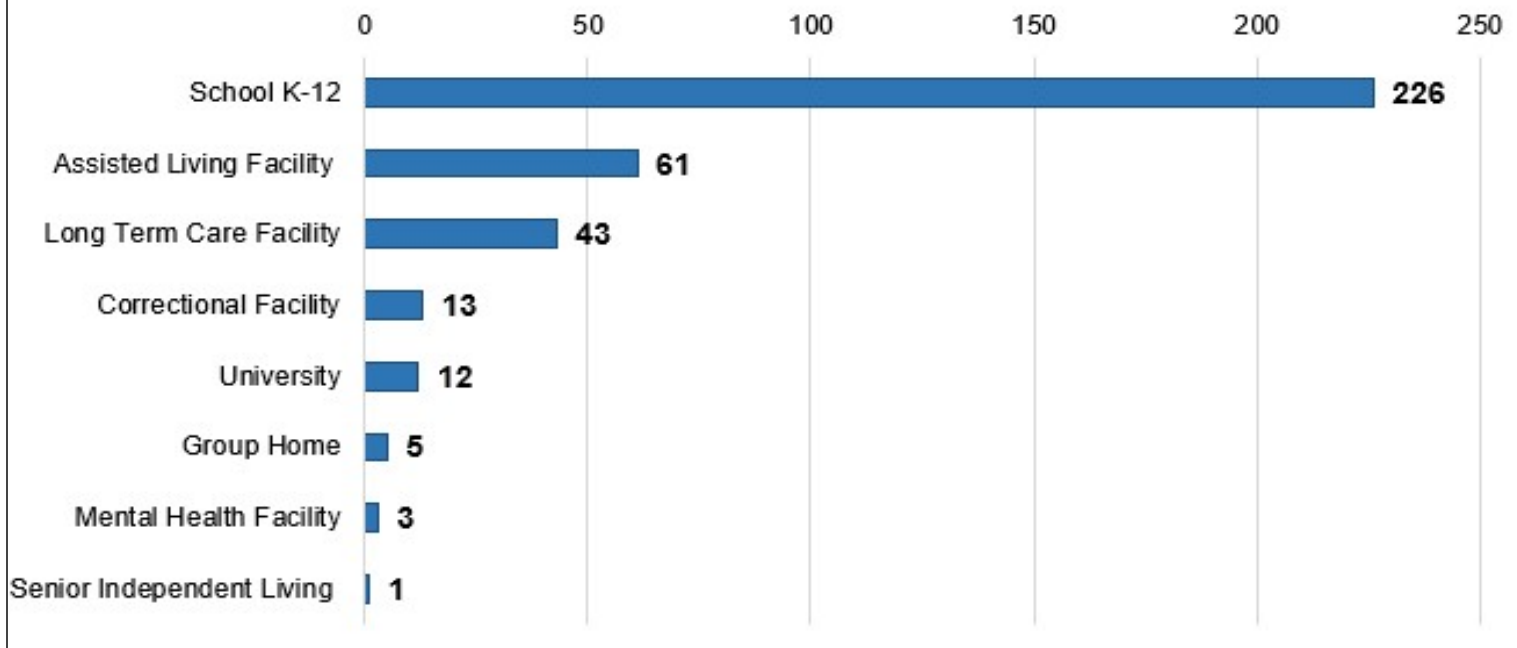
Data for the following tables are updated daily

COVID-19 Cases in Montana	
Total Number of Cases	18,117
- Number of Deaths	209

*\* Tables and charts are updated by 10 am every morning.*



## Number of congregate settings with COVID-19 cases by type in Montana (n=364)



[Additional information on COVID-19 in Montana Long Term Care and Assisted Living Facilities](#)

[Additional information on COVID-19 in Montana schools](#)

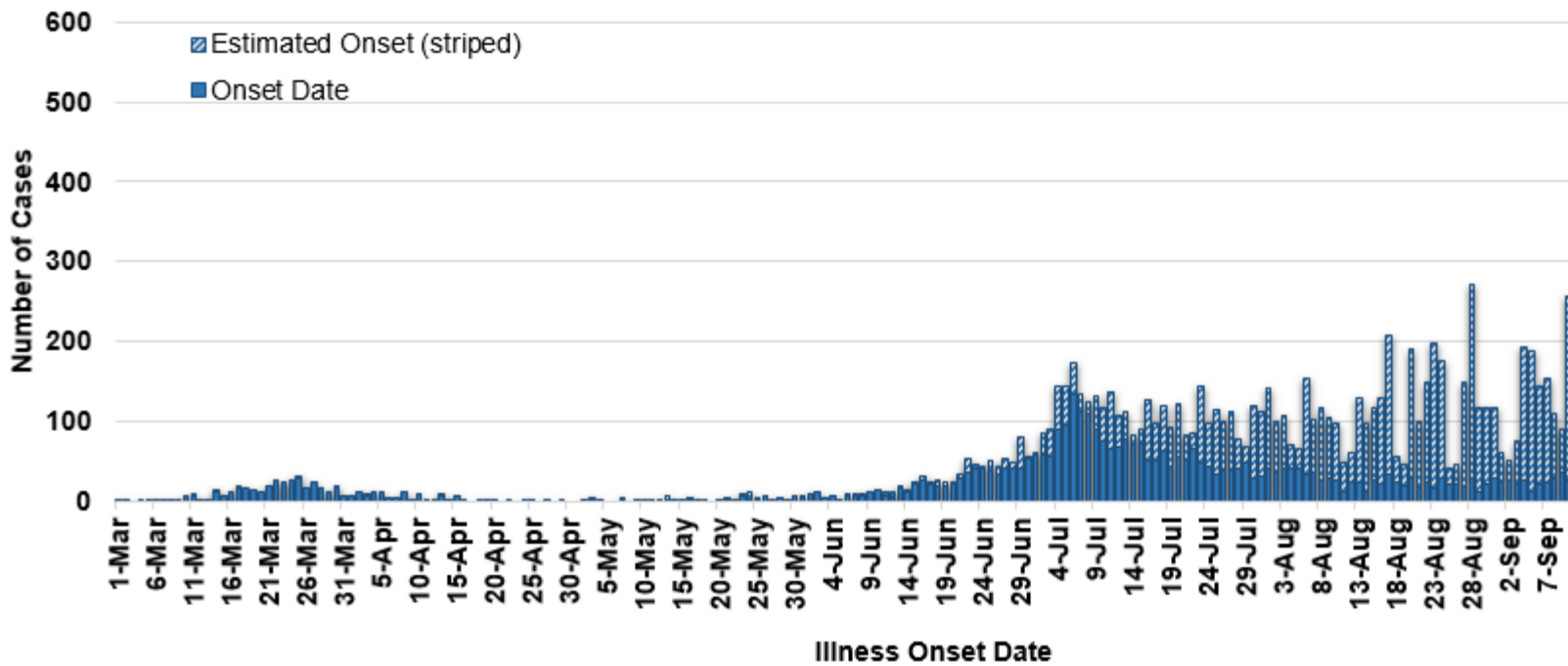
[Additional information on hospital occupancy and capacity in Montana](#)

County of Residence	Number of Cases	Number of Deaths	Community Transmission*
Beaverhead	192	1	Yes
Big Horn	1,024	27	Yes
Blaine	112		
Broadwater	22		
Carbon	157		
Carter	8		
Cascade	1,038	6	Yes
Chouteau	47		
Custer	140	2	Yes
Daniels	11		
Dawson	116	2	
Deer Lodge	238		
Fallon	24		
Fergus	113	1	
Flathead	1,909	23	Yes
Gallatin	1,868	4	Yes
Garfield	18		
Glacier	618	1	Yes
Golden Valley	5		
Granite	32		
Hill	333	5	
Jefferson	102		
Judith Basin	9		
Lake	334	1	
Lewis and Clark	445	3	Yes
Liberty	25		
Lincoln	181	3	Yes

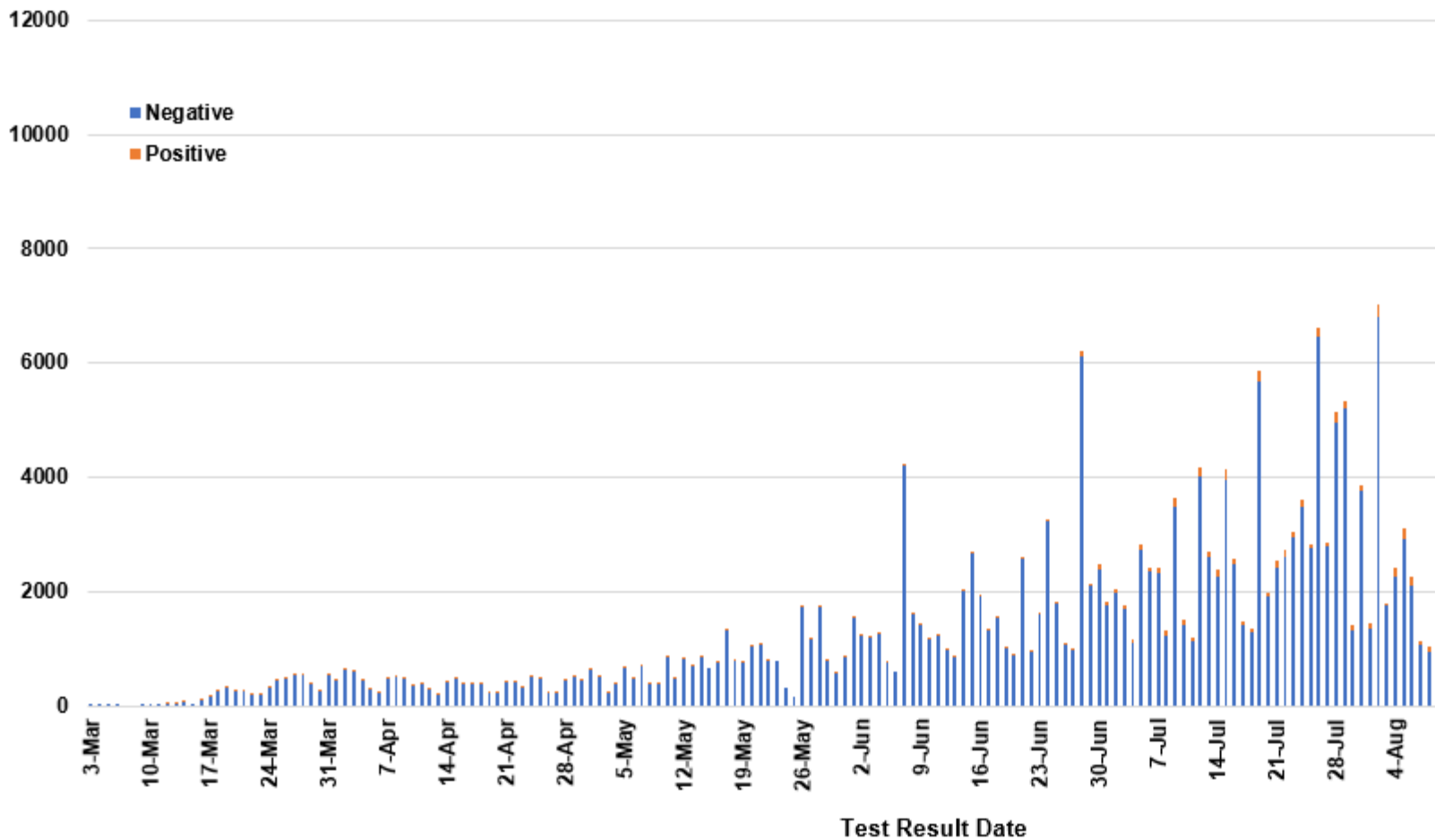
County of Residence	Number of Cases	Number of Deaths	Community Transmission*
Madison	123	1	Yes
McCone	31		
Meagher	40	2	Yes
Mineral	9		
Missoula	1,321	5	Yes
Musselshell	39	1	
Park	142		
Petroleum	2		
Phillips	129		
Pondera	111	1	
Powder River	34		
Powell	19		
Prairie	26		
Ravalli	228	2	Yes
Richland	144	2	
Roosevelt	619	10	
Rosebud	698	19	Yes
Sanders	74	1	
Sheridan	29		
Silver Bow	346		Yes
Stillwater	116	3	
Sweet Grass	54	2	
Teton	53		
Toole	176	6	
Treasure	9		
Valley	151	1	
Wheatland	34	1	
Wibaux	30		
Yellowstone	4,208	73	Yes
Total	18,117	206	

\* Community transmission - a community has identified cases who are unable to be linked with other known cases or travel. This status has been determined after consultation between state and local health departments.

**COVID-19 Cases in Montana by Date of Illness Onset, 2020 [N=18,117]**



# SARS-Cov-2 PCR Testing at Montana Public Health Laboratory and Reference Laboratories, Mo



View your county's test positivity rate at the [Center for Medicare and Medicaid Services' \(CMS\) webpage](#).

Hospitalization Status	Number of Cases (percent of total)
Ever hospitalized	885 (5%)
Not Hospitalized	17,232 (95%)
Total	18,117

Age Group	Number of Cases (percent of total)
0-9 years	776 (4%)
10-19 years	2,080 (11%)
20-29 years	3,939 (22%)
30-39 years	2,979 (17%)
40-49 years	2,353 (13%)
50-59 years	2,294 (13%)
60-69 years	1,900 (10%)
70-79 years	1,126 (6%)
80-89 years	516 (3%)
90-99 years	144 (<1%)
100+	10 (<1%)
Total	18,117

Sex	Number of Cases (percent of total)
Female	9,283 (51%)
Male	8,834 (49%)
Total	18,117

Race and Ethnicity	Number of Cases (percent of total)
White	7,957 (45%)
American Indian, Alaska Native, Native Hawaiian, and Pacific Islander	2,718 (15%)
Asian	50 (<1%)
Black or African American	85 (<1%)
Other Race	307 (1%)
Undetermined/Under investigation	7,060 (38%)
Total	18,117
<b>Ethnicity:</b>	
Hispanic/Latino	465 (3%)
Not Hispanic/Latino	9,455 (52%)
Undetermined/Under investigation	8,197 (45%)
Total	18,117

Current Status of Cases	Number of Cases (percent of total)
Hospitalized	280 (1.5%)
Deceased	209 (1.2%)
Recovering	6,267 (35%)
Recovered and released from isolation	11,361 (63%)
Total number of cases	18,117

**Location (at time of testing) of individuals diagnosed but not residing or counted in Montana:**

County	Number of Cases (percent of total)
Beaverhead	3 (1%)
Big Horn	1 (<1%)
Carbon	3 (1%)
Cascade	20 (9%)
Custer	4 (2%)
Dawson	3 (1%)
Deer Lodge	1 (<1%)
Fallon	1 (<1%)
Fergus	2 (1%)
Flathead	46 (19%)
Gallatin	49 (20%)
Glacier	1 (<1%)
Granite	1 (<1%)
Lake	10 (4%)
Lewis and Clark	6 (2%)
Lincoln	3 (1%)
Madison	27 (11%)
Meagher	1 (<1%)
Missoula	17 (7%)
Park	10 (3%)
Powell	1 (<1%)
Ravalli	8 (3%)
Silver Bow	5 (2%)
Stillwater	2 (1%)
Sweet Grass	3 (1%)
Toole	2 (1%)
Yellowstone	20 (9%)
Total	250

Cases reported in the tables above include **13** residents of other states who were tested, isolated and/or hospitalized in Montana during the early phases of the pandemic. As COVID-19 is now widespread across the United States, data no longer include out-of-state residents who test positive in Montana in order to align with Council of State and Territorial Epidemiologists guidelines that classify cases by the individual's usual state of residence. This is standard practice for all communicable diseases to ensure accurate case reporting for Montana and the US. Additional individuals were diagnosed in Montana but are not included due to residency and/or the transient nature of their visit to the state: data for these individuals are reflected in the table immediately above.