

Sheila Hogan, Director

Children/Families

Disabilities

Seniors

Health

[Home](#) » [Public Health & Safety](#) » [Communicable Disease Epidemiology](#) » [Diseases A to Z](#) » [Coronavirus](#) » [Demographics](#)

Coronavirus Disease 2019 (COVID-19)

[Current Montana COVID-19 Epi Profile](#)

[Archive of Montana COVID-19 Epi Profiles](#)

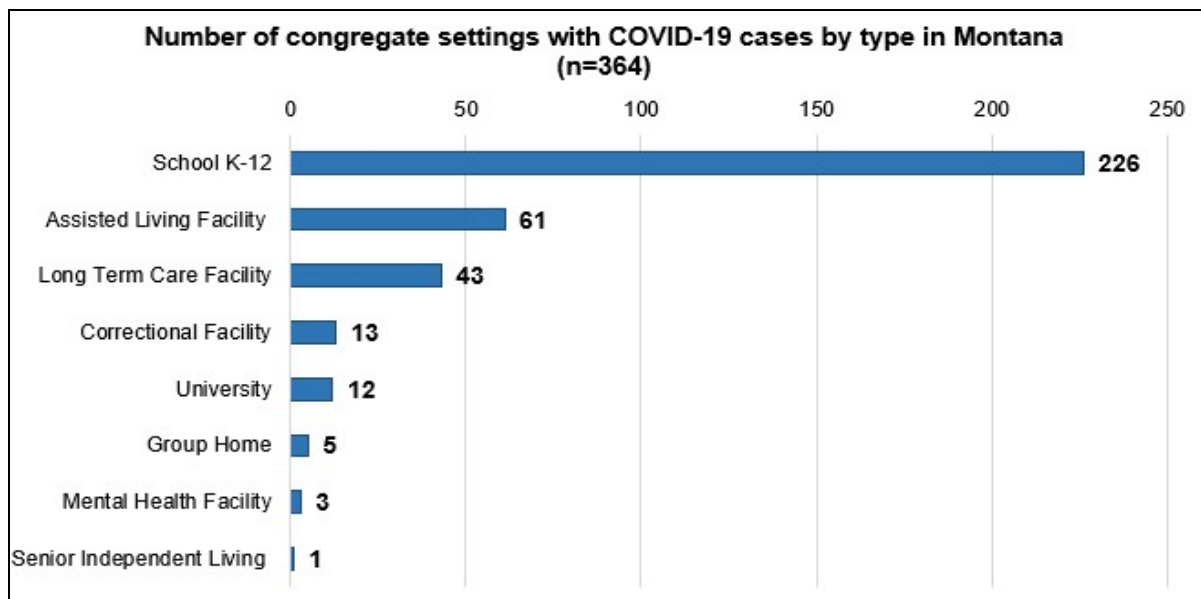


Demographic Information for Confirmed Cases

Data for the following tables are updated daily

COVID-19 Cases in Montana	
Total Number of Cases	20,933
- Number of Deaths	230

** Tables and charts are updated by 10 am every morning.*



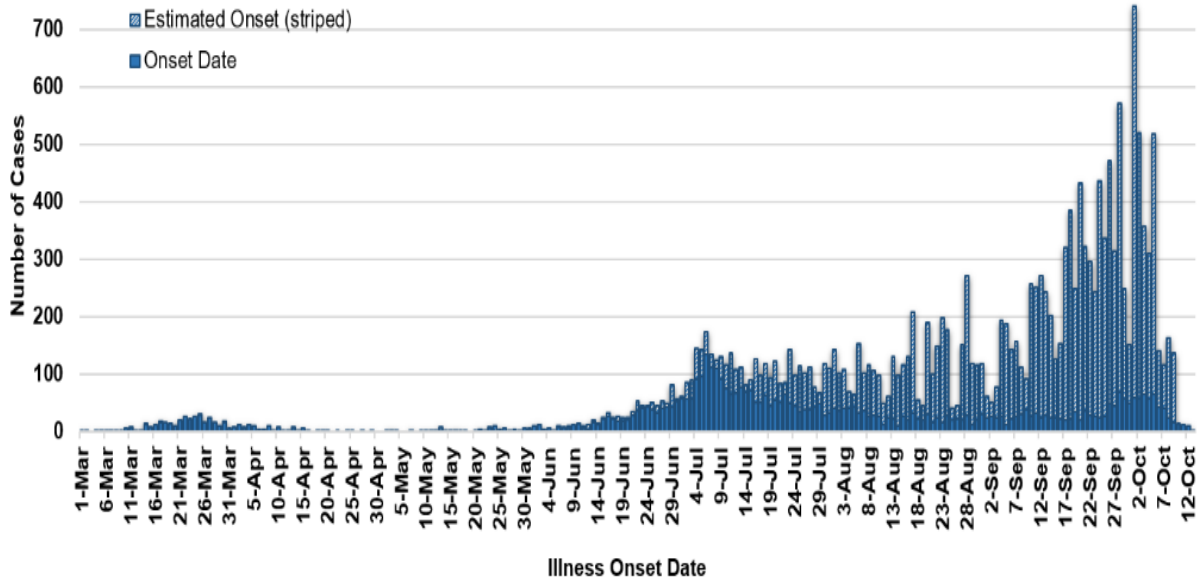
**COVID-19 in Montana Schools****COVID-19 in Long Term Care and Assisted Living****Hospital Occupancy and Capacity in Montana**

County of Residence	Number of Cases	Number of Deaths	Community Transmission*
Beaverhead	222	1	Yes
Big Horn	1,091	30	Yes
Blaine	165	2	
Broadwater	29		
Carbon	188		
Carter	26		
Cascade	1,261	6	Yes
Chouteau	50		
Custer	169	2	Yes
Daniels	13		
Dawson	141	1	
Deer Lodge	273		
Fallon	27		
Fergus	146	1	
Flathead	2,286	23	Yes
Gallatin	2,081	5	Yes
Garfield	19		
Glacier	763	2	Yes
Golden Valley	5		
Granite	45		
Hill	454	9	
Jefferson	117		
Judith Basin	12		
Lake	376	1	
Lewis and Clark	528	3	Yes
Liberty	28		
Lincoln	224	3	Yes
Madison	127	1	Yes
McCone	36		
Meagher	47	2	Yes
Mineral	11		
Missoula	1,470	5	Yes
Musselshell	49	1	

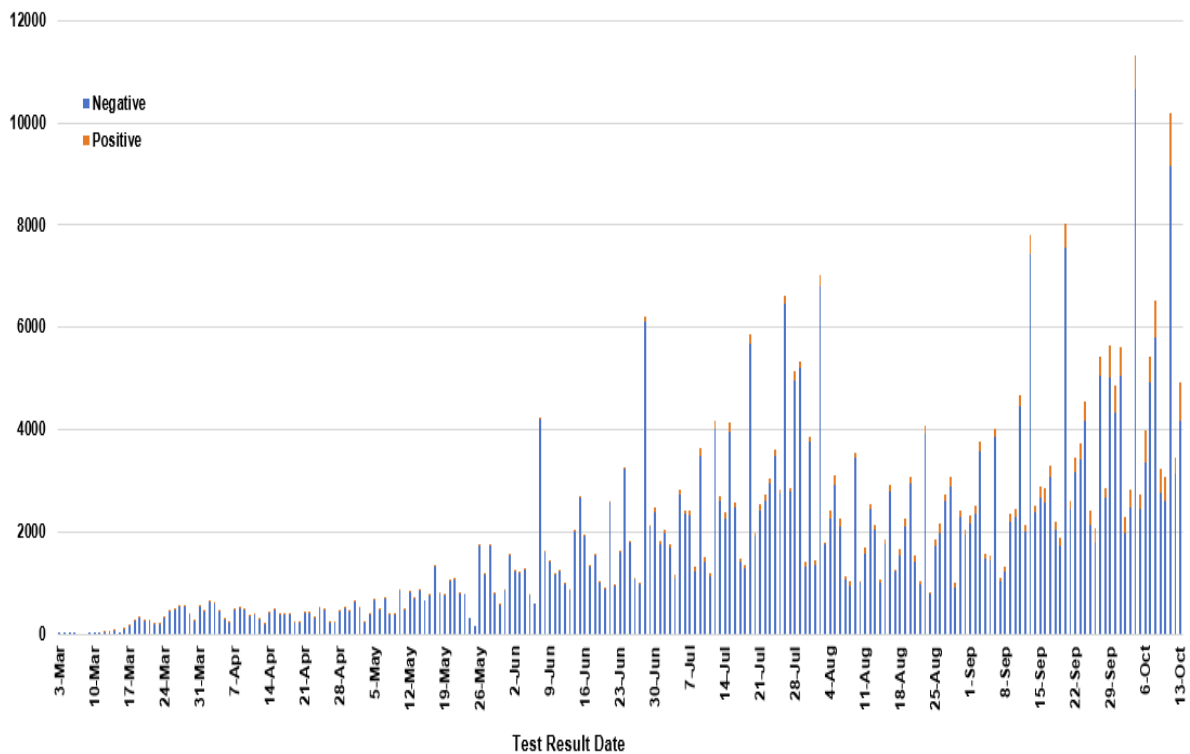
County of Residence	Number of Cases	Number of Deaths	Community Transmission*
Park	163		
Petroleum	3		
Phillips	139		
Pondera	122	1	
Powder River	39		
Powell	28		
Prairie	28		
Ravalli	278	4	Yes
Richland	172	2	
Roosevelt	705	13	
Rosebud	711	20	Yes
Sanders	82	1	
Sheridan	40		
Silver Bow	395		Yes
Stillwater	129	3	
Sweet Grass	58	2	
Teton	64		Yes
Toole	289	6	
Treasure	10		
Valley	213	2	
Wheatland	54	1	
Wibaux	36		
Yellowstone	4,696	77	Yes
Total	20,933	230	

* Community transmission - a community has identified cases who are unable to be linked with other known cases or travel. This status has been determined after consultation between state and local health departments.

COVID-19 Cases in Montana by Date of Illness Onset, 2020 [N=20,210]



SARS-Cov-2 PCR Testing at Montana Public Health Laboratory and Reference Laboratories, Montana 2020 [n=414,579]



View your county's test positivity rate at the [Center for Medicare and Medicaid Services' \(CMS\) webpage](#).

Hospitalization Status	Number of Cases (percent of total)
Ever hospitalized	956 (5%)
Not Hospitalized	19,977 (95%)
Total	20,933

Age Group	Number of Cases (percent of total)
0-9 years	936 (4%)
10-19 years	2,398 (11%)
20-29 years	4,440 (21%)
30-39 years	3,392 (16%)
40-49 years	2,744 (13%)
50-59 years	2,682 (13%)
60-69 years	2,219 (11%)
70-79 years	1,313 (6%)
80-89 years	606 (3%)
90-99 years	189 (1%)
100+	14 (<1%)
Total	20,933

Sex	Number of Cases (percent of total)
Female	10,782 (51%)
Male	10,151 (49%)
Total	20,933

Race and Ethnicity	Number of Cases (percent of total)
White	8,894 (43%)
American Indian, Alaska Native, Native Hawaiian, and Pacific Islander	2,937 (15%)
Asian	56 (<1%)
Black or African American	90 (<1%)
Other Race	392 (2%)
Undetermined/Under investigation	8,564 (40%)

Race and Ethnicity	Number of Cases (percent of total)
Total	20,933
Ethnicity:	
Hispanic/Latino	484 (2%)
Not Hispanic/Latino	10,258 (49%)
Undetermined/Under investigation	10,191 (48%)
Total	20,933

Current Status of Cases	Number of Cases (percent of total)
Hospitalized	302 (1.4%)
Deceased	230 (1.1%)
Recovering	7,547 (37%)
Recovered and released from isolation	12,854 (60%)
Total number of cases	20,933

Location (at time of testing) of individuals diagnosed but not residing or counted in Montana:

County	Number of Cases (percent of total)
Beaverhead	3 (1%)
Big Horn	1 (<1%)
Carbon	3 (1%)
Cascade	20 (9%)
Custer	4 (2%)
Dawson	3 (1%)
Deer Lodge	1 (<1%)
Fallon	1 (<1%)
Fergus	2 (1%)
Flathead	46 (19%)
Gallatin	49 (20%)
Glacier	1 (<1%)
Granite	1 (<1%)
Lake	10 (4%)
Lewis and Clark	6 (2%)
Lincoln	3 (1%)
Madison	27 (11%)
Meagher	1 (<1%)
Missoula	17 (7%)

County	Number of Cases (percent of total)
Park	10 (3%)
Powell	1 (<1%)
Ravalli	8 (3%)
Silver Bow	5 (2%)
Stillwater	2 (1%)
Sweet Grass	3 (1%)
Toole	2 (1%)
Yellowstone	20 (9%)
Total	250

Cases reported in the tables above include **13** residents of other states who were tested, isolated and/or hospitalized in Montana during the early phases of the pandemic. As COVID-19 is now widespread across the United States, data no longer include out-of-state residents who test positive in Montana in order to align with Council of State and Territorial Epidemiologists guidelines that classify cases by the individual's usual state of residence. This is standard practice for all communicable diseases to ensure accurate case reporting for Montana and the US. Additional individuals were diagnosed in Montana but are not included due to residency and/or the transient nature of their visit to the state: data for these individuals are reflected in the table immediately above.



Communicable Disease Epidemiology Staff Listing



To submit a question or comment to the Communicable Disease Epidemiology Program, please click on the suggestion box to access our online form.

 [Diseases A-Z](#)

 [Disease Reporting](#)

 [Data and Reports](#)

 [Contact Us](#)

Other Program Areas

 [Tuberculosis \(TB\)](#)

 [Healthcare Associated Infections \(HAI\)](#)

 [Sexually Transmitted Diseases \(HIV/STD\)](#)

 [Antimicrobial Resistance](#)



The DPHHS CDEpi Section mission is to create, maintain, support, and strengthen routine surveillance and detection systems and epidemiological investigation processes, as well as to expand these systems and processes in response to incidents of public health significance.

Nondiscrimination Notice/Policy

Notice of Use of Protected Health Information

Disclaimer

Contact Webmaster

Language Assistance Available

**Español | Deutsch | 繁體中文 | 日本語 | Tagalog | Français | Русский | 한국어 | العربية | ไทย | Norsk |
Tiếng Việt | український | Pennsilfaanisch Deitsch | Italiano**