



Coronavirus Disease 2019 (COVID-19)



**Current Montana
COVID-19 Epi
Profile**



**COVID-19 in
Montana
Schools**



**COVID-19 in Long
Term Care and
Assisted Living**



**Hospital Occupancy
and Capacity in
Montana**

[Archive of Montana COVID-19 Epi Profiles](#)

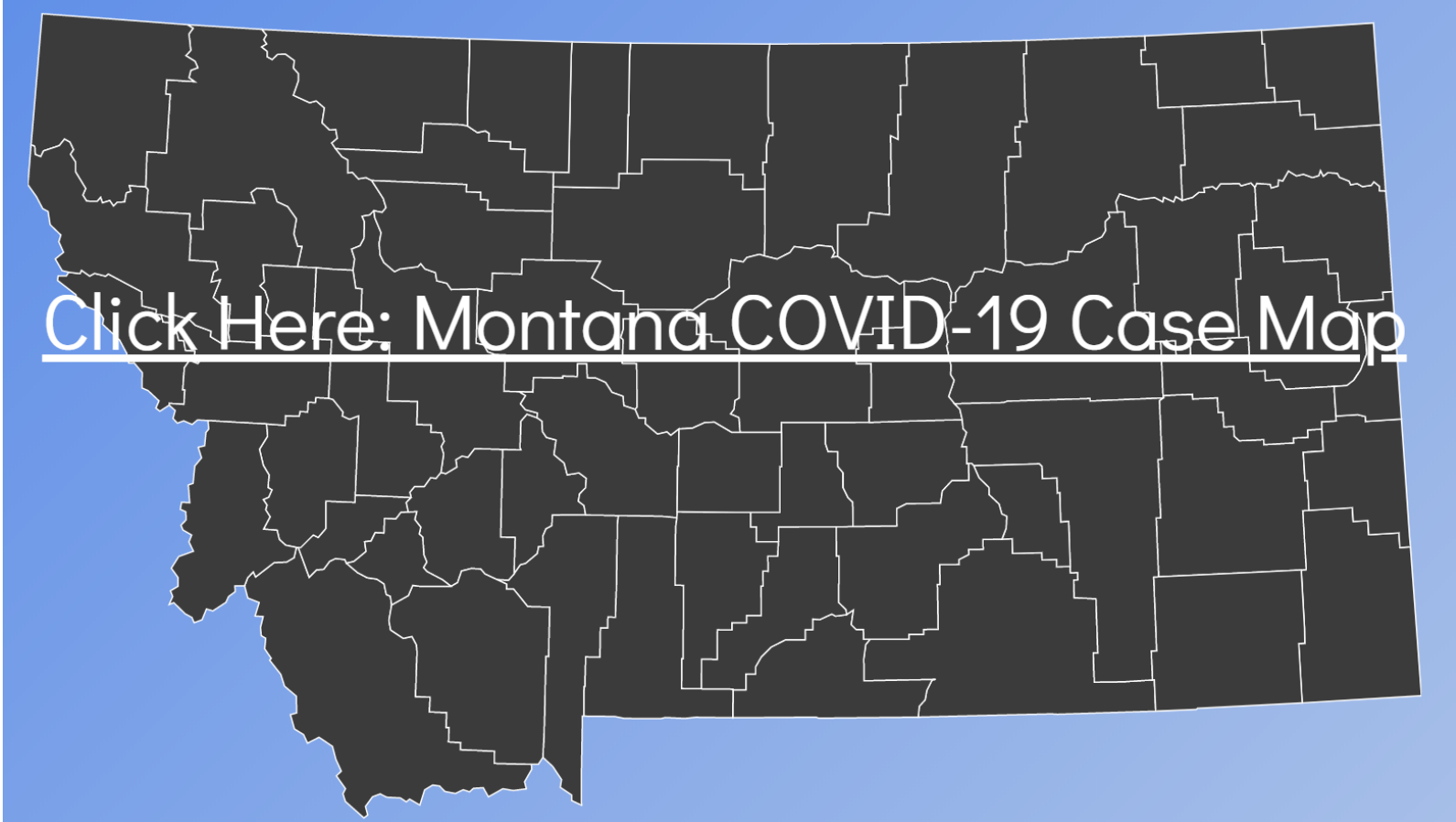


Demographic Information for Confirmed Cases

Data for the following tables are updated daily

COVID-19 Cases in Montana	
Total Number of Cases	21,595
- Number of Deaths	235

** Tables and charts are updated by 10 am every morning.*



[Click Here: Montana COVID-19 Case Map](#)

Number of congregate settings with COVID-19 cases by type in Montana (n=364)

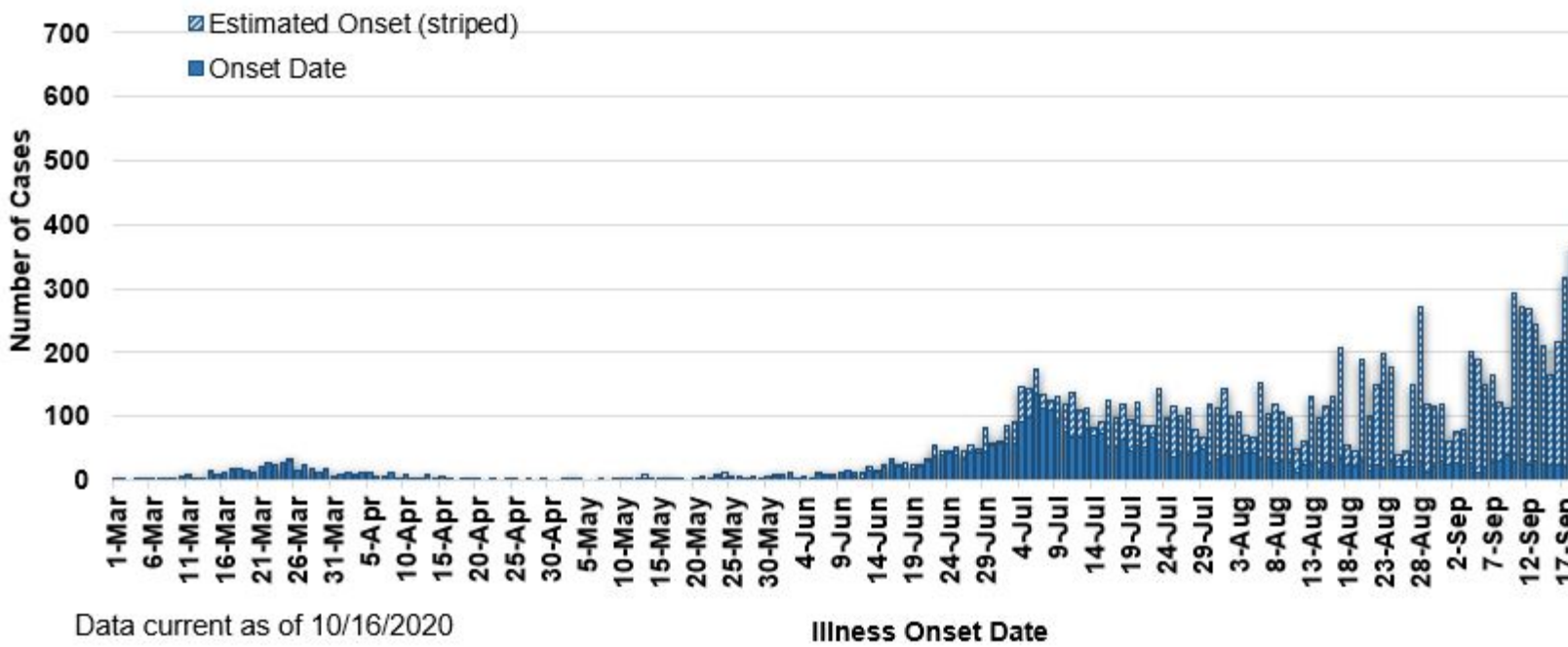


County of Residence	Number of Cases	Number of Deaths	Community Transmission*
Beaverhead	229	1	Yes
Big Horn	1,111	32	Yes
Blaine	182	2	
Broadwater	33		
Carbon	189		
Carter	28		
Cascade	1,308	6	Yes
Chouteau	52		
Custer	180	2	Yes
Daniels	15		
Dawson	146	1	
Deer Lodge	295		
Fallon	32		
Fergus	151	1	
Flathead	2,347	23	Yes
Gallatin	2,123	5	Yes
Garfield	19		
Glacier	776	2	Yes
Golden Valley	6		
Granite	46		
Hill	463	10	
Jefferson	119		
Judith Basin	12		
Lake	400	1	
Lewis and Clark	553	3	Yes
Liberty	28		
Lincoln	234	3	Yes
Madison	127	1	Yes
McCone	39		
Meagher	48	2	Yes
Mineral	11		
Missoula	1,512	7	Yes
Musselshell	60	1	
Park	168		

County of Residence	Number of Cases	Number of Deaths	Community Transmission*
Petroleum	3		
Phillips	139		
Pondera	132	1	
Powder River	44		
Powell	33		
Prairie	28		
Ravalli	297	4	Yes
Richland	187	2	
Roosevelt	725	13	
Rosebud	716	20	Yes
Sanders	82	1	
Sheridan	41		
Silver Bow	407		Yes
Stillwater	132	3	
Sweet Grass	58	2	
Teton	65		Yes
Toole	293	6	
Treasure	10		
Valley	236	2	
Wheatland	58	1	
Wibaux	35		
Yellowstone	4,832	77	Yes
Total	21,595	235	

* Community transmission - a community has identified cases who are unable to be linked with other known cases or travel. This status has been determined after consultation between state and local health departments.

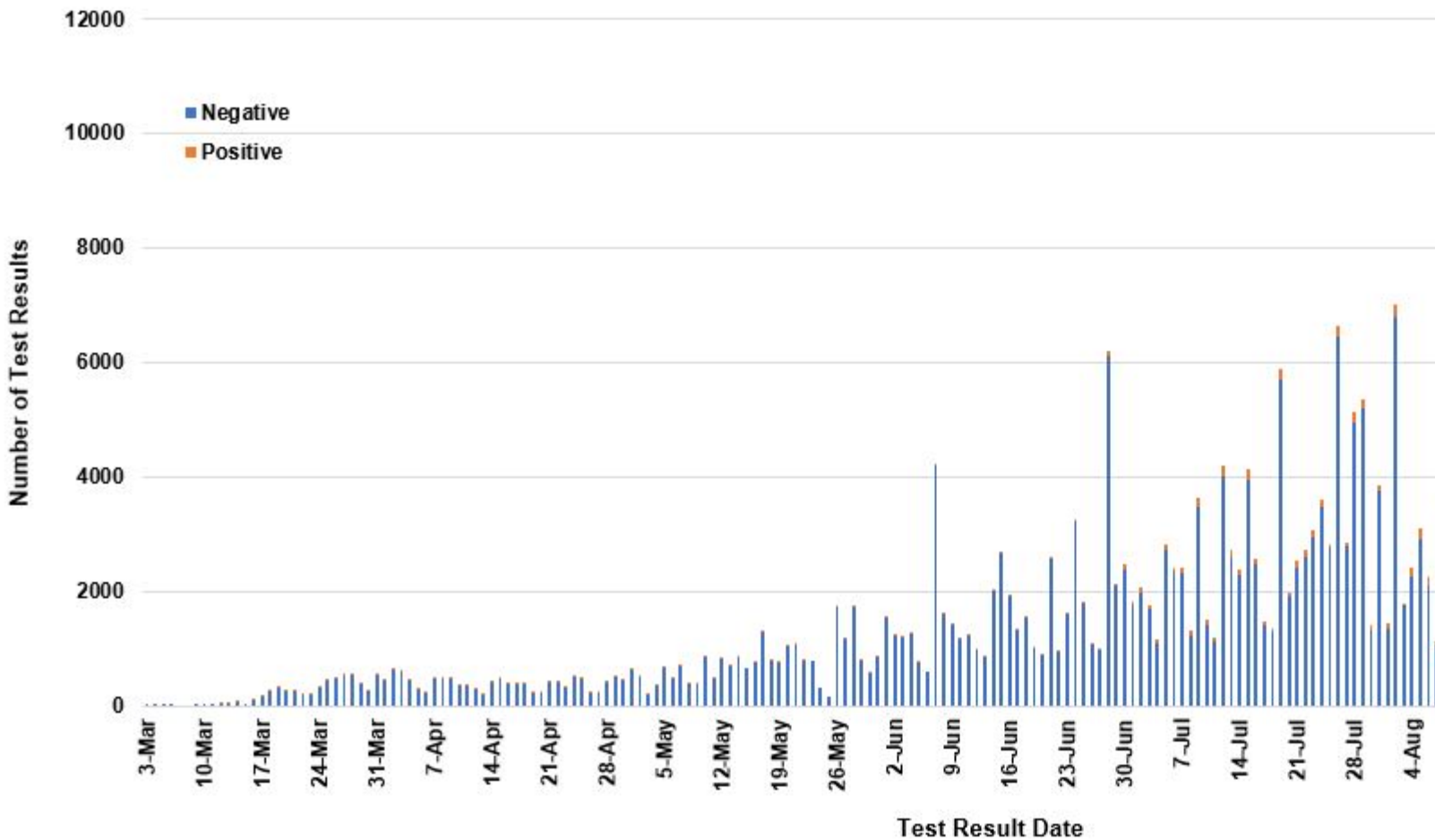
COVID-19 Cases in Montana by Date of Illness Onset, 2020 [N=21,595]



Data current as of 10/16/2020

Illness Onset Date

SARS-Cov-2 PCR Testing at Montana Public Health Laboratory and Reference Laboratories



View your county's test positivity rate at the [Center for Medicare and Medicaid Services' \(CMS\) webpage](#).

Hospitalization Status	Number of Cases (percent of total)
Ever hospitalized	986 (5%)
Not Hospitalized	20,609 (95%)
Total	21,595

Age Group	Number of Cases (percent of total)
0-9 years	960 (4%)
10-19 years	2,481 (11%)
20-29 years	4,558 (21%)
30-39 years	3,501 (16%)
40-49 years	2,830 (13%)
50-59 years	2,772 (13%)
60-69 years	2,280 (11%)
70-79 years	1,362 (6%)
80-89 years	634 (3%)
90-99 years	202 (1%)
100+	15 (<1%)
Total	21,595

Sex	Number of Cases (percent of total)
Female	11,121 (51%)
Male	10,473 (49%)
Total	21,595

Race and Ethnicity	Number of Cases (percent of total)
White	9,099 (42%)
American Indian, Alaska Native, Native Hawaiian, and Pacific Islander	2,978 (14%)
Asian	56 (<1%)
Black or African American	93 (<1%)
Other Race	406 (2%)
Undetermined/Under investigation	8,951 (42%)
Total	21,595
Ethnicity:	
Hispanic/Latino	488 (2%)
Not Hispanic/Latino	10,435 (49%)
Undetermined/Under investigation	10,623 (48%)
Total	21,595

Current Status of Cases	Number of Cases (percent of total)
Hospitalized	319 (1.5%)
Deceased	235 (1.1%)
Recovering	7,829 (36%)
Recovered and released from isolation	13,212 (61%)
Total number of cases	21,595

Location (at time of testing) of individuals diagnosed but not residing or counted in Montana:

County	Number of Cases (percent of total)
Beaverhead	3 (1%)
Big Horn	1 (<1%)
Carbon	3 (1%)
Cascade	20 (9%)
Custer	4 (2%)
Dawson	3 (1%)
Deer Lodge	1 (<1%)
Fallon	1 (<1%)
Fergus	2 (1%)
Flathead	46 (19%)
Gallatin	49 (20%)
Glacier	1 (<1%)
Granite	1 (<1%)
Lake	10 (4%)
Lewis and Clark	6 (2%)
Lincoln	3 (1%)
Madison	27 (11%)
Meagher	1 (<1%)
Missoula	17 (7%)
Park	10 (3%)
Powell	1 (<1%)
Ravalli	8 (3%)
Silver Bow	5 (2%)
Stillwater	2 (1%)
Sweet Grass	3 (1%)
Toole	2 (1%)
Yellowstone	20 (9%)
Total	250

Cases reported in the tables above include **13** residents of other states who were tested, isolated and/or hospitalized in Montana during the early phases of the pandemic. As COVID-19 is now widespread across the United States, data no longer include out-of-state residents who test positive in Montana in order to align with Council of State and Territorial Epidemiologists guidelines that classify cases by the individual's usual state of residence. This is standard practice for all communicable diseases to ensure accurate case reporting for Montana and the US. Additional individuals were diagnosed in Montana but are not included due to residency and/or the transient nature of their visit to the state: data for these individuals are reflected in the table immediately above.