


Coronavirus Disease 2019 (COVID-19)



**Current Montana  
COVID-19 Epi  
Profile**



**COVID-19 in  
Montana  
Schools**



**COVID-19 in Long  
Term Care and  
Assisted Living**



**Hospital Occupancy  
and Capacity in  
Montana**

[Archive of Montana COVID-19 Epi Profiles](#)



Demographic Information for Confirmed Cases

Data for the following tables are updated daily

COVID-19 Cases in Montana

Total Number of Cases

24,093

- Number of Deaths

252

*\* Tables and charts are updated by 10 am every morning.*

[Click Here: Montana COVID-19 Case Map](#)



### Number of congregate settings with COVID-19 cases by type in Montana (n=364)

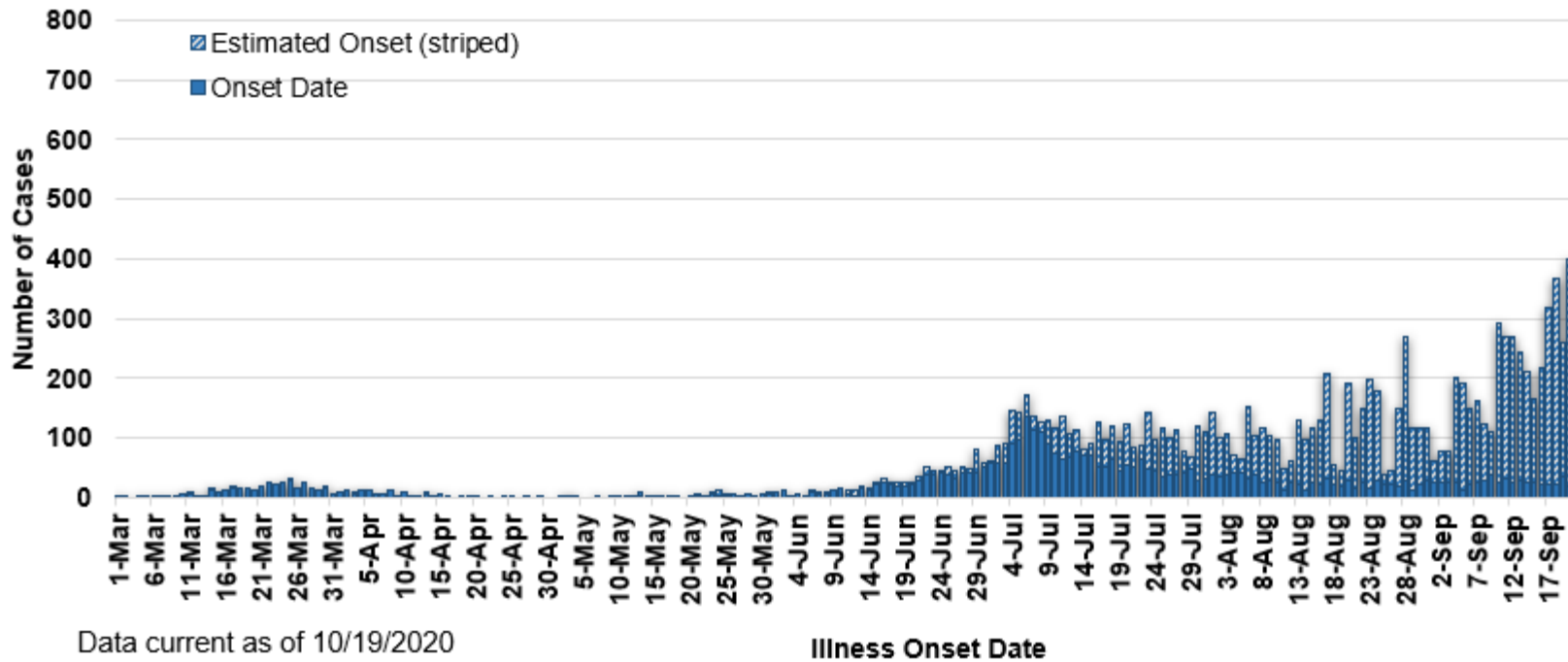


County of Residence	Number of Cases	Number of Deaths	Community Transmission*
Beaverhead	237	1	Yes
Big Horn	1,181	34	Yes
Blaine	241	2	
Broadwater	41		
Carbon	204		
Carter	32		
Cascade	1,508	6	Yes
Chouteau	62		
Custer	198	3	Yes
Daniels	22		
Dawson	167	1	
Deer Lodge	353		
Fallon	37		
Fergus	167	2	
Flathead	2,658	23	Yes
Gallatin	2,343	6	Yes
Garfield	19		
Glacier	800	2	Yes
Golden Valley	10		
Granite	53		
Hill	593	12	
Jefferson	137		
Judith Basin	15		
Lake	455	1	
Lewis and Clark	675	3	Yes
Liberty	28		
Lincoln	254	3	Yes
Madison	142	1	Yes
McCone	48		
Meagher	55	2	Yes
Mineral	14		
Missoula	1,705	8	Yes
Musselshell	72	1	
Park	190		

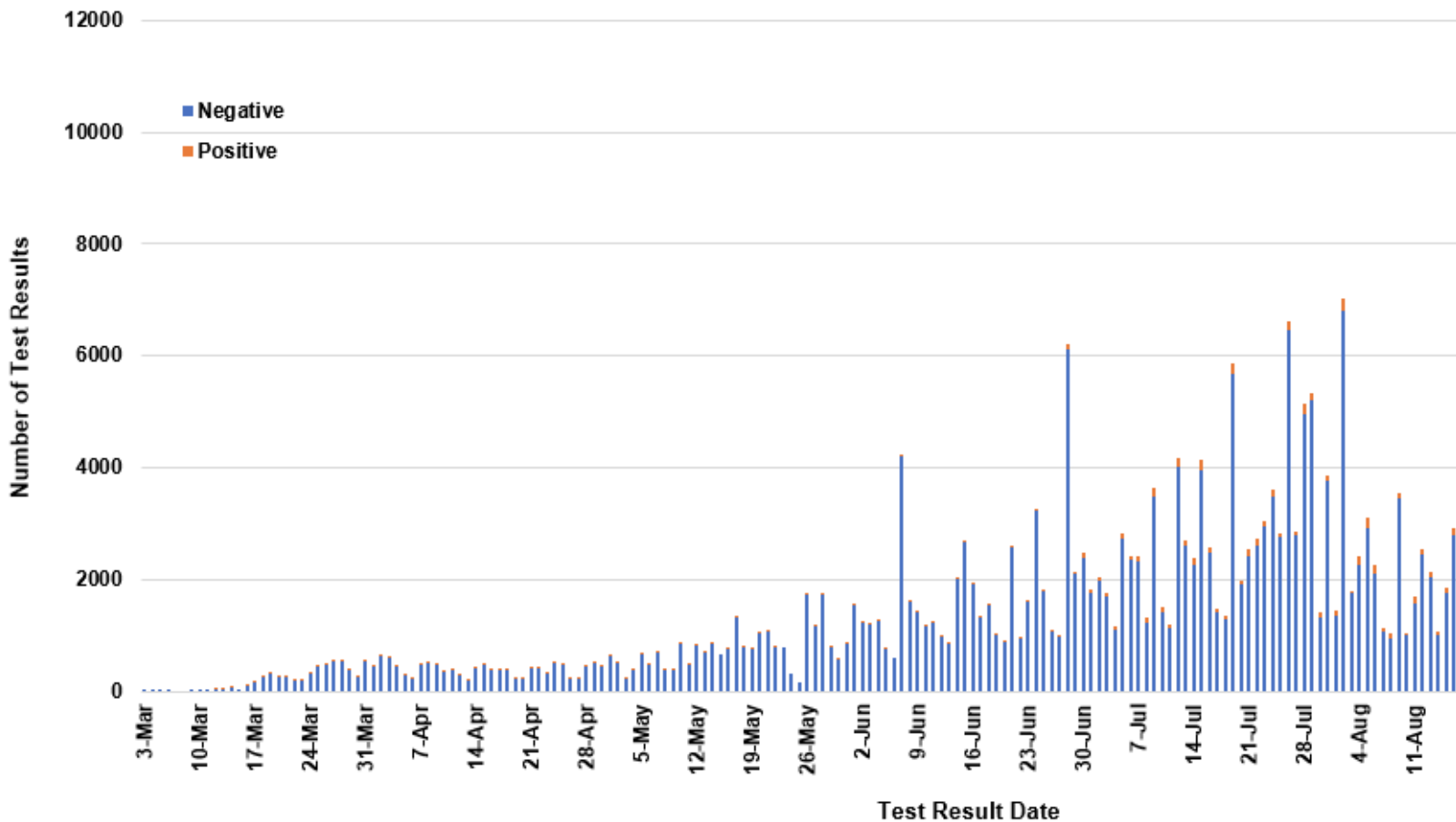
County of Residence	Number of Cases	Number of Deaths	Community Transmission*
Petroleum	3		
Phillips	144		
Pondera	135	1	
Powder River	47	3	
Powell	80		
Prairie	29		
Ravalli	345	4	Yes
Richland	229	2	
Roosevelt	786	14	
Rosebud	735	20	Yes
Sanders	88	1	
Sheridan	47		
Silver Bow	481		Yes
Stillwater	154	3	
Sweet Grass	61	2	
Teton	73		Yes
Toole	301	6	
Treasure	11		
Valley	285	2	
Wheatland	60	2	
Wibaux	37		
Yellowstone	5,246	81	Yes
Total	24,093	252	

\* Community transmission - a community has identified cases who are unable to be linked with other known cases or travel. This status has been determined after consultation between state and local health departments.

**COVID-19 Cases in Montana by Date of Illness Onset, 2020 [N=23,390]**



# SARS-Cov-2 PCR Testing at Montana Public Health Laboratory and Reference Laboratories, M



View your county's test positivity rate at the [Center for Medicare and Medicaid Services' \(CMS\) webpage](#).

Hospitalization Status	Number of Cases (percent of total)
Ever hospitalized	1,055 (4%)
Not Hospitalized	23,038 (96%)
Total	24,093

Age Group	Number of Cases (percent of total)
0-9 years	1,055 (4%)
10-19 years	2,747 (11%)
20-29 years	5,006 (21%)
30-39 years	3,880 (16%)
40-49 years	3,183 (13%)
50-59 years	3,121 (13%)
60-69 years	2,585 (11%)
70-79 years	1,545 (6%)
80-89 years	725 (3%)
90-99 years	232 (1%)
100+	14 (<1%)
Total	24,093

Sex	Number of Cases (percent of total)
Female	12,416 (51%)
Male	11,677 (49%)

Sex	Number of Cases (percent of total)
Total	24,093

Race and Ethnicity	Number of Cases (percent of total)
White	9,902 (41%)
American Indian, Alaska Native, Native Hawaiian, and Pacific Islander	3,211 (13%)
Asian	60 (<1%)
Black or African American	98 (<1%)
Other Race	477 (2%)
Undetermined/Under investigation	10,345 (42%)
Total	24,093
<b>Ethnicity:</b>	
Hispanic/Latino	506 (2%)
Not Hispanic/Latino	11,156 (47%)
Undetermined/Under investigation	12,431 (51%)
Total	24,093

Current Status of Cases	Number of Cases (percent of total)
Hospitalized	358 (1.5%)
Deceased	252 (1%)
Recovering	8,641 (40%)
Recovered and released from isolation	14,842 (58%)
Total number of cases	24,093

**Location (at time of testing) of individuals diagnosed but not residing or counted in Montana:**

County	Number of Cases (percent of total)
Beaverhead	3 (1%)
Big Horn	1 (<1%)
Carbon	3 (1%)
Cascade	20 (9%)
Custer	4 (2%)
Dawson	3 (1%)
Deer Lodge	1 (<1%)
Fallon	1 (<1%)
Fergus	2 (1%)
Flathead	46 (19%)
Gallatin	49 (20%)
Glacier	1 (<1%)
Granite	1 (<1%)
Lake	10 (4%)
Lewis and Clark	6 (2%)
Lincoln	3 (1%)
Madison	27 (11%)
Meagher	1 (<1%)
Missoula	17 (7%)
Park	10 (3%)
Powell	1 (<1%)
Ravalli	8 (3%)
Silver Bow	5 (2%)
Stillwater	2 (1%)
Sweet Grass	3 (1%)
Toole	2 (1%)
Yellowstone	20 (9%)
Total	250

*Cases reported in the tables above include 13 residents of other states who were tested, isolated and/or hospitalized in Montana during the early phases of the pandemic. As COVID-19 is now widespread across the United States, data no longer*

*include out-of-state residents who test positive in Montana in order to align with Council of State and Territorial Epidemiologists guidelines that classify cases by the individual's usual state of residence. This is standard practice for all communicable diseases to ensure accurate case reporting for Montana and the US. Additional individuals were diagnosed in Montana but are not included due to residency and/or the transient nature of their visit to the state: data for these individuals are reflected in the table immediately above.*