

Coronavirus Disease 2019 (COVID-19)



**Current Montana
COVID-19 Epi
Profile**



**COVID-19 in
Montana
Schools**



**COVID-19 in Long
Term Care and
Assisted Living**



**Hospital Occupancy
and Capacity in
Montana**

[Archive of Montana COVID-19 Epi Profiles](#)

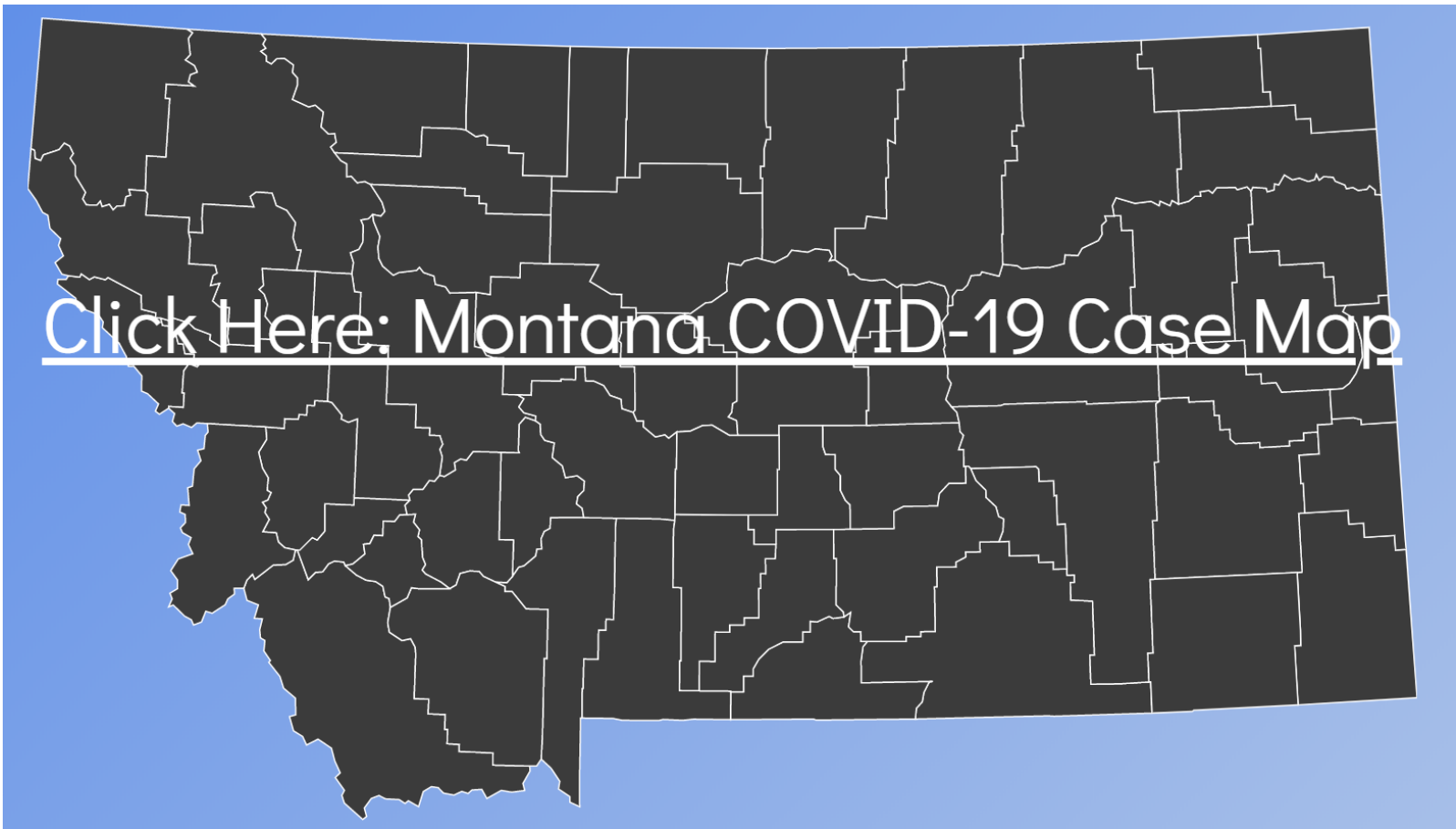


Demographic Information for Confirmed Cases

Data for the following tables are updated daily

COVID-19 Cases in Montana	
Total Number of Cases	24,712
- Number of Deaths	275

** Tables and charts are updated by 10 am every morning.*



Number of congregate settings with COVID-19 cases by type in Montana (n=364)

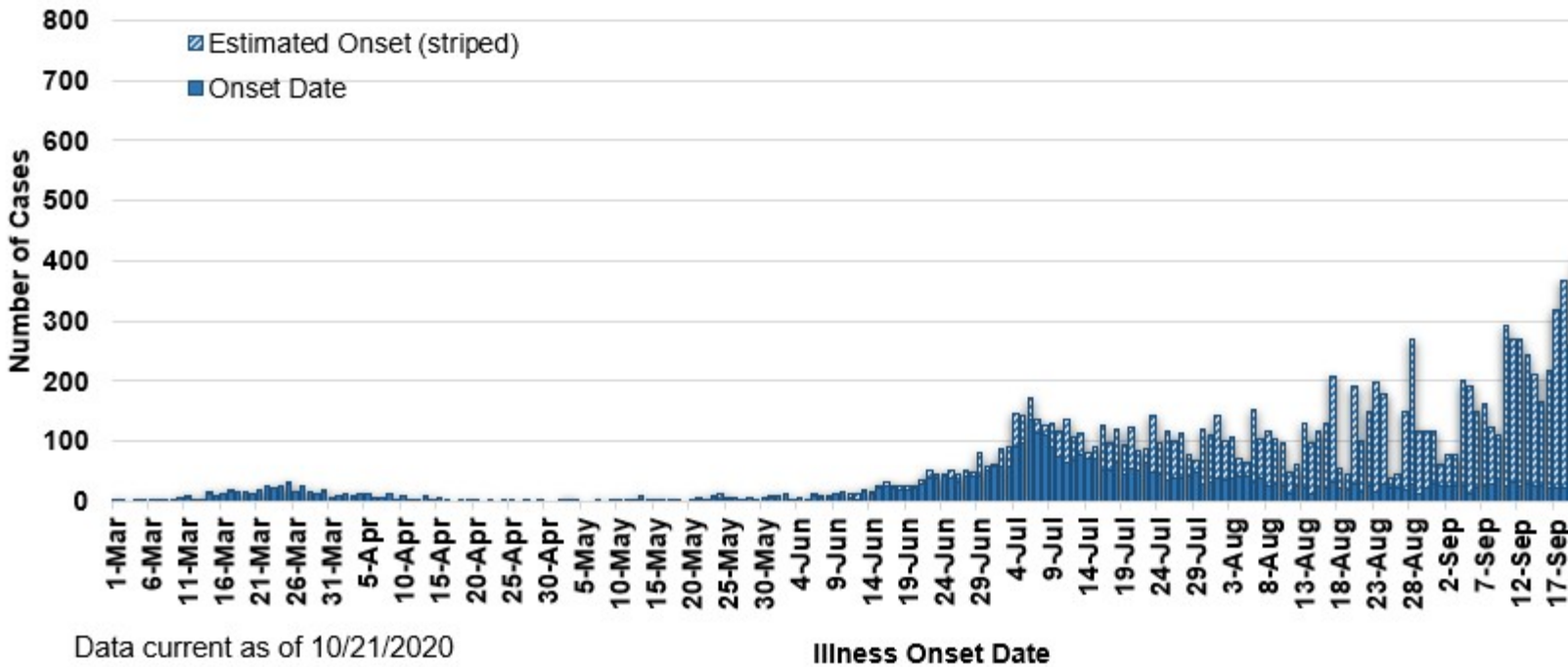


County of Residence	Number of Cases	Number of Deaths	Community Transmission*
Beaverhead	240	1	Yes
Big Horn	1,205	34	Yes
Blaine	246	2	
Broadwater	43		
Carbon	206		
Carter	32		
Cascade	1,538	6	Yes
Chouteau	68		
Custer	206	3	Yes
Daniels	23	1	
Dawson	181	1	
Deer Lodge	358	1	
Fallon	37		
Fergus	167	2	
Flathead	2,712	23	Yes
Gallatin	2,400	6	Yes
Garfield	21		
Glacier	815	10	Yes
Golden Valley	12		
Granite	54		
Hill	621	16	
Jefferson	139		
Judith Basin	15		
Lake	476	1	
Lewis and Clark	714	5	Yes
Liberty	28		
Lincoln	258	3	Yes
Madison	148	1	Yes
McCone	52		
Meagher	56	2	Yes
Mineral	14		
Missoula	1,750	8	Yes
Musselshell	75	1	
Park	203		

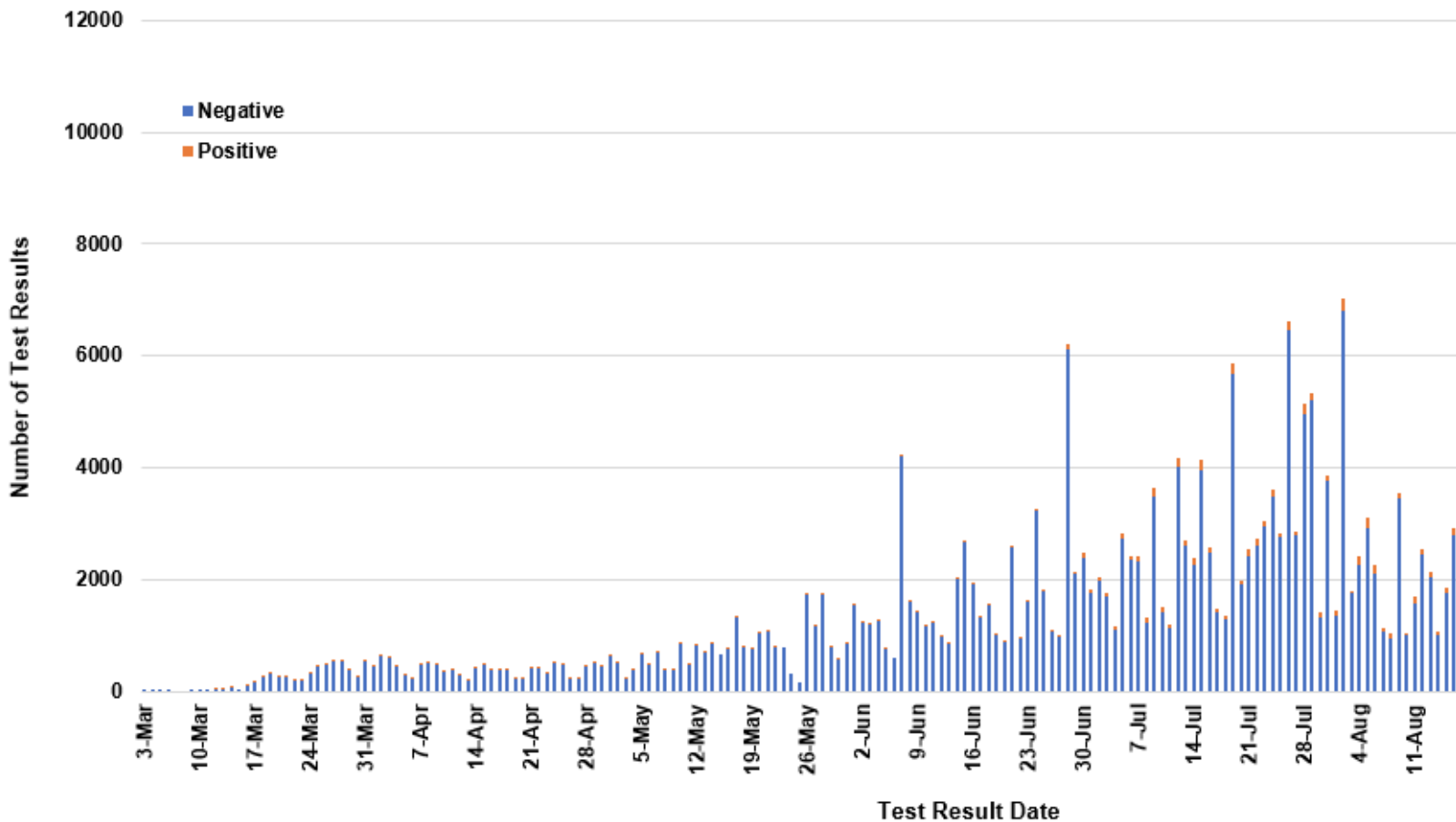
County of Residence	Number of Cases	Number of Deaths	Community Transmission*
Petroleum	3		
Phillips	146		
Pondera	138	1	
Powder River	47	5	
Powell	80		
Prairie	30		
Ravalli	359	4	Yes
Richland	231	2	
Roosevelt	829	17	
Rosebud	737	20	Yes
Sanders	88	2	
Sheridan	52		
Silver Bow	481		Yes
Stillwater	160	3	
Sweet Grass	62	2	
Teton	75		Yes
Toole	304	6	
Treasure	11		
Valley	285	2	
Wheatland	60	2	
Wibaux	37		
Yellowstone	5,384	82	Yes
Total	24,712	275	

* Community transmission - a community has identified cases who are unable to be linked with other known cases or travel. This status has been determined after consultation between state and local health departments.

COVID-19 Cases in Montana by Date of Illness Onset, 2020 [N=24,712]



SARS-Cov-2 PCR Testing at Montana Public Health Laboratory and Reference Laboratories, M



View your county's test positivity rate at the [Center for Medicare and Medicaid Services' \(CMS\) webpage](#).

Hospitalization Status	Number of Cases (percent of total)
Ever hospitalized	1,068 (4%)
Not Hospitalized	23,644 (96%)
Total	24,712

Age Group	Number of Cases (percent of total)
0-9 years	1,070 (4%)
10-19 years	2,819 (11%)
20-29 years	5,099 (21%)
30-39 years	3,976 (16%)
40-49 years	3,267 (13%)
50-59 years	3,211 (13%)
60-69 years	2,677 (11%)
70-79 years	1,597 (6%)
80-89 years	722 (3%)
90-99 years	236 (1%)
100+	16 (<1%)
Total	24,712

Sex	Number of Cases (percent of total)
Female	12,743 (51%)
Male	11,969 (49%)

Sex	Number of Cases (percent of total)
Total	24,712

Race and Ethnicity	Number of Cases (percent of total)
White	10,101 (41%)
American Indian, Alaska Native, Native Hawaiian, and Pacific Islander	3,247 (13%)
Asian	60 (<1%)
Black or African American	98 (<1%)
Other Race	500 (2%)
Undetermined/Under investigation	10,706 (42%)
Total	24,712
Ethnicity:	
Hispanic/Latino	510 (2%)
Not Hispanic/Latino	11,353 (47%)
Undetermined/Under investigation	12,849 (51%)
Total	24,712

Current Status of Cases	Number of Cases (percent of total)
Hospitalized	343 (1.5%)
Deceased	275 (1%)
Recovering	9,009 (40%)
Recovered and released from isolation	15,085 (58%)
Total number of cases	24,712

Location (at time of testing) of individuals diagnosed but not residing or counted in Montana:

County	Number of Cases (percent of total)
Beaverhead	3 (1%)
Big Horn	1 (<1%)
Carbon	3 (1%)
Cascade	20 (9%)
Custer	4 (2%)
Dawson	3 (1%)
Deer Lodge	1 (<1%)
Fallon	1 (<1%)
Fergus	2 (1%)
Flathead	46 (19%)
Gallatin	49 (20%)
Glacier	1 (<1%)
Granite	1 (<1%)
Lake	10 (4%)
Lewis and Clark	6 (2%)
Lincoln	3 (1%)
Madison	27 (11%)
Meagher	1 (<1%)
Missoula	17 (7%)
Park	10 (3%)
Powell	1 (<1%)
Ravalli	8 (3%)
Silver Bow	5 (2%)
Stillwater	2 (1%)
Sweet Grass	3 (1%)
Toole	2 (1%)
Yellowstone	20 (9%)
Total	250

Cases reported in the tables above include 13 residents of other states who were tested, isolated and/or hospitalized in Montana during the early phases of the pandemic. As COVID-19 is now widespread across the United States, data no longer

include out-of-state residents who test positive in Montana in order to align with Council of State and Territorial Epidemiologists guidelines that classify cases by the individual's usual state of residence. This is standard practice for all communicable diseases to ensure accurate case reporting for Montana and the US. Additional individuals were diagnosed in Montana but are not included due to residency and/or the transient nature of their visit to the state: data for these individuals are reflected in the table immediately above.