

Nevada Health Response

COVID-19 PANDEMIC


Daily Situation Report

May 13, 2020

CLEARED FOR PUBLIC DISTRIBUTION



**NEVADA
HEALTH
RESPONSE**



In coordination with the Office of Governor Steve Sisolak

COVID-19 NEVADA STATISTICAL DATA May 13, 2020

CLEARED FOR PUBLIC DISTRIBUTION

COVID-19 BY THE NUMBERS - NEVADA

STATEWIDE HOSPITAL CAPABILITY STATUS*

| % Occupied Licensed & Staffed Beds | % ICU Rooms Occupied | % of Ventilators in Use |
|------------------------------------|----------------------|-------------------------|
| 66% | 68% | 27% |

79,735
Tests Performed

66,672
People Tested

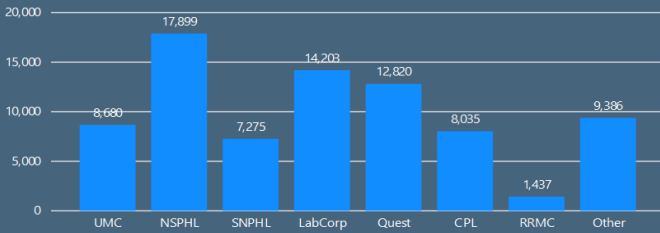
60,278
Negative

6,394
Positive

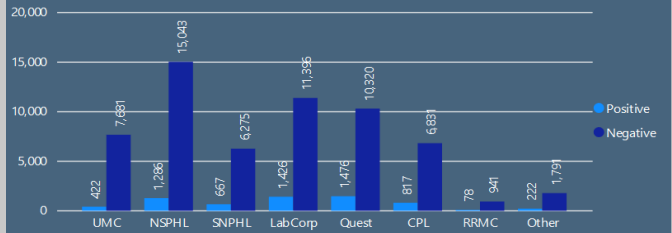
331
Deaths Statewide

Note: a single individual may receive multiple tests.

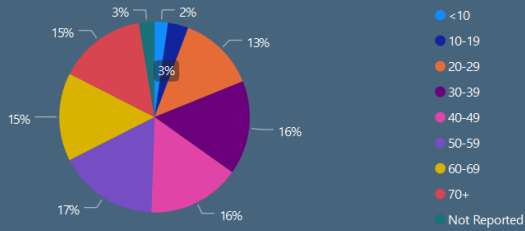
Tests Performed by Testing Location



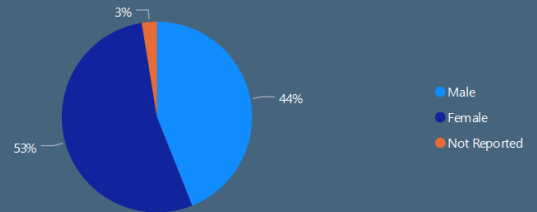
Results for Unique People Tested by Testing Location



Patient Age



Patient Gender



Technical Notes

Lab data are reported electronically into the State's electronic laboratory reporting system, NBS (National Electronic Disease Surveillance Based System). Some labs are not reporting all demographic information. The quality and completeness of demographic information will be improved over time.

Daily lab data are updated each morning for the previous day.

Counts may be artificially low Saturday - Monday due to limited weekend reporting.

Death data are updated as deaths are reported, with most updates occurring in the afternoons.

As of 4/8/2020 cumulative daily death counts are displayed by date of death, rather than the date that the death was reported to the state. The total count for statewide deaths on the first tab may not equal the sum of the cumulative daily death counts because of cases where exact date of death is unknown or pending report.

As of 5/9/2020 daily new cases, daily new deaths, growth rates, hospitalizations, and test positivity rates are now available. New cases are attributed to the date they are reported. Deaths are attributed to the date of death, and counts may change retroactively as deaths are reported.

Growth rates represent the amount by which cases/deaths grow over time. The growth rate of COVID-19 may change over time due to actual changes in the growth or for reasons such as implementation of new testing strategies, changes to control measures that are in place, among other reasons. Growth rates are calculated as the difference between the total cumulative number of cases/deaths today from the previous day, divided by the cumulative number of cases/deaths the previous day.

The DHHS Office of Analytics, in conjunction with the Office of Public Health Investigations and Epidemiology and the Bureau of Health Care Quality and Compliance, both within the Division of Public and Behavioral Health, also maintain a facility-specific COVID-19 dashboard, available here: [Facilities Dashboard](#).

COVID-19 NEVADA STATISTICAL DATA

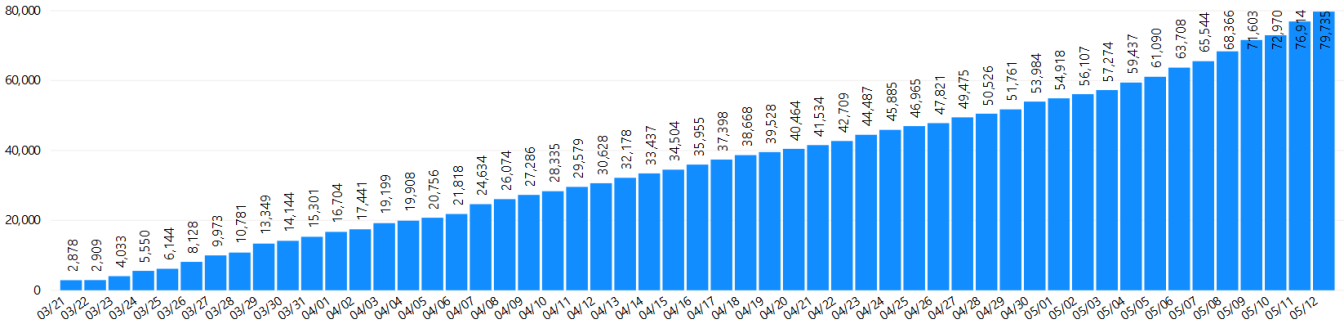
May 13, 2020

CLEARED FOR PUBLIC DISTRIBUTION

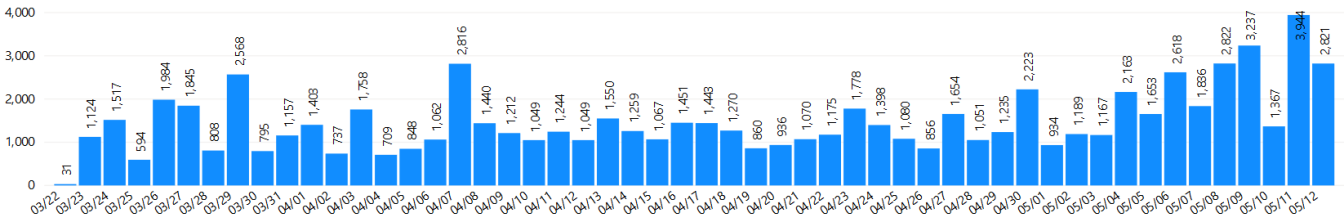
COVID-19 BY THE NUMBERS - NEVADA

Cumulative Tests Performed

To see most recent data use the scroll bars under each bar chart to scroll to the right.

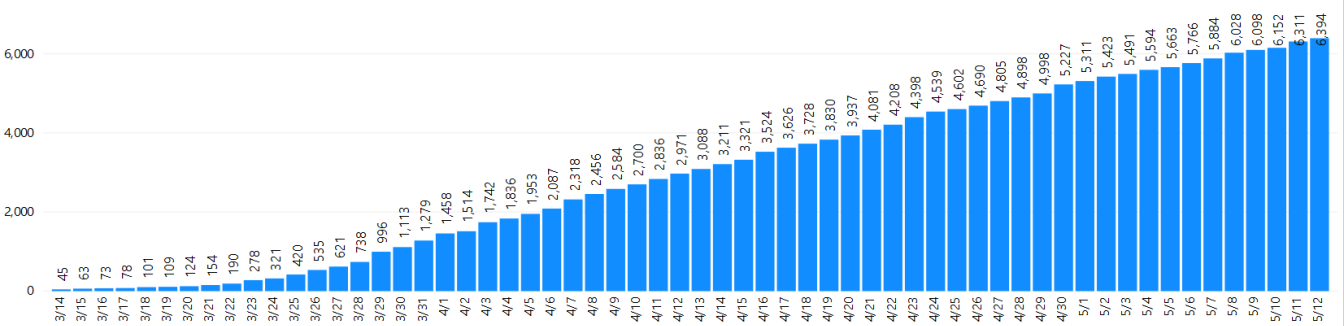


Daily New Tests

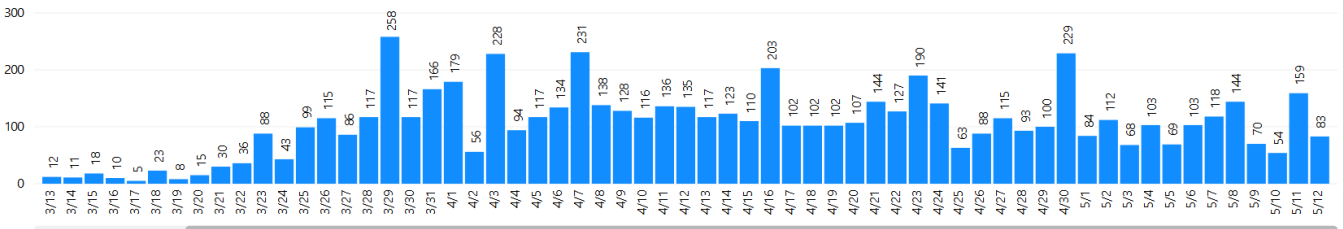


Cumulative Cases

To see most recent data use the scroll bars under each bar chart to scroll to the right.



Daily New Cases



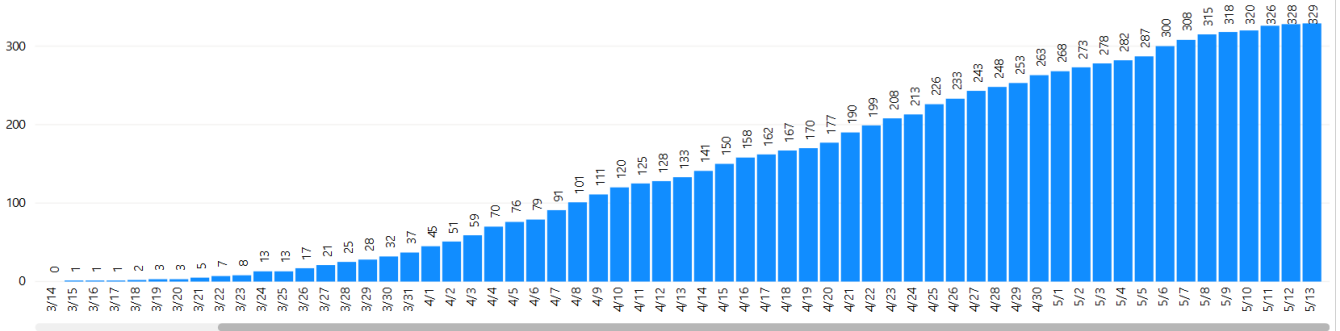
COVID-19 NEVADA STATISTICAL DATA May 13, 2020

CLEARED FOR PUBLIC DISTRIBUTION

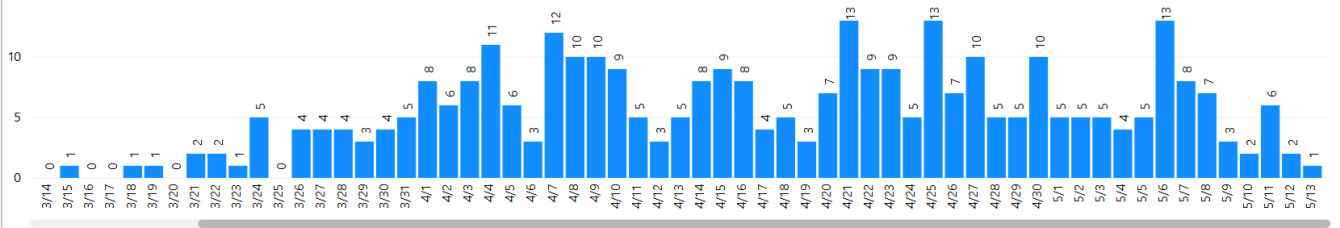
COVID-19 BY THE NUMBERS - NEVADA

Cumulative Deaths

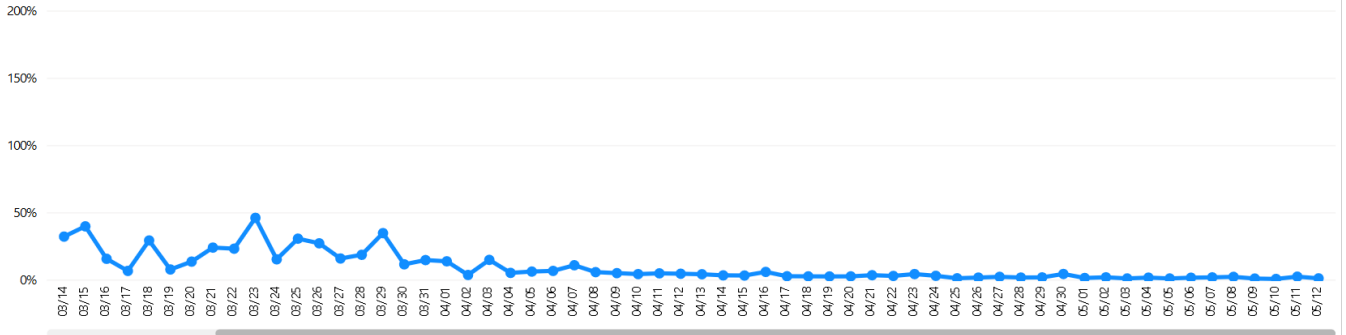
To see most recent data use the scroll bars under each bar chart to scroll to the right.



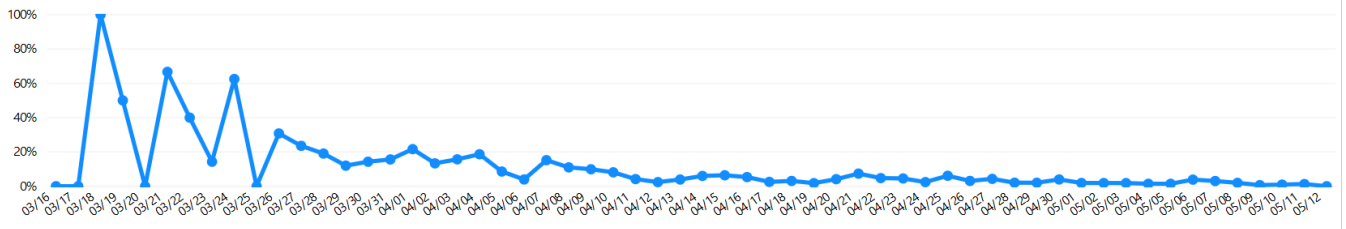
Daily Deaths



Daily Growth Rate, New Cases



Daily Growth Rate, Deaths

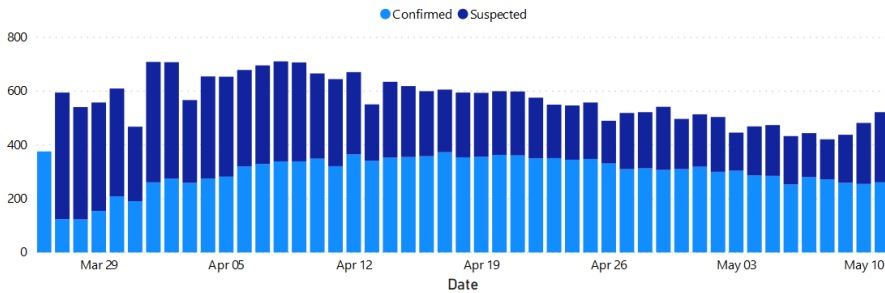


COVID-19 NEVADA STATISTICAL DATA May 13, 2020

CLEARED FOR PUBLIC DISTRIBUTION

COVID-19 BY THE NUMBERS - NEVADA

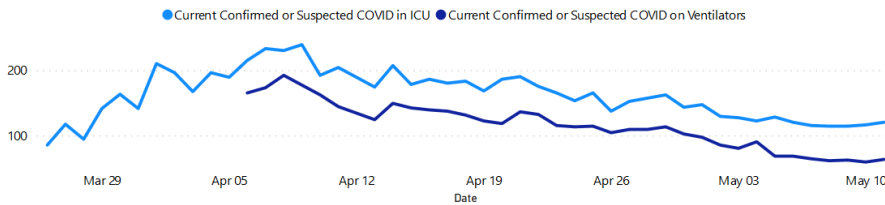
Confirmed and Suspected COVID-19 Hospitalizations by Date



Percent Change in Hospitalizations

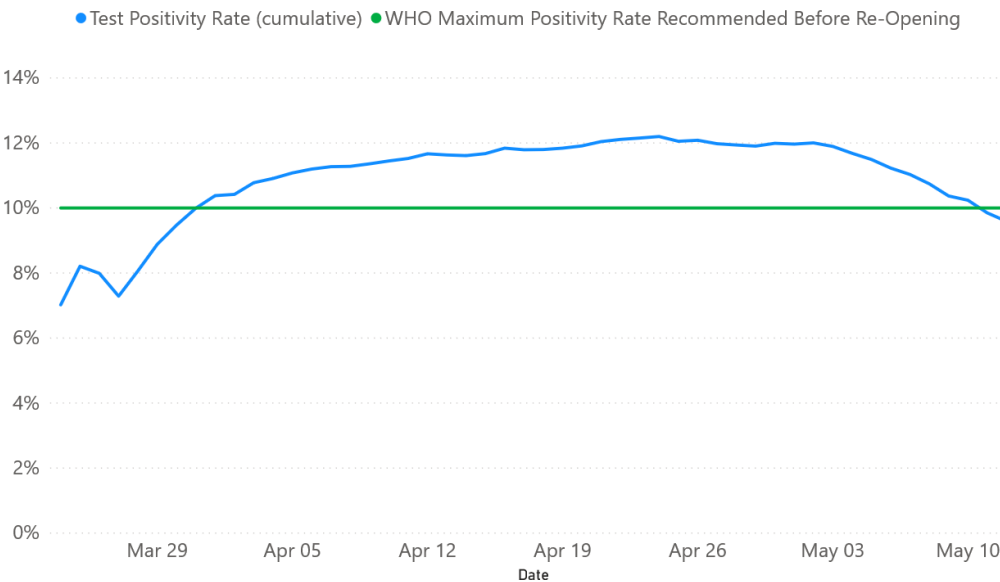
| Date | Confirmed | Confirmed + Suspected |
|-----------|-----------|-----------------------|
| 5/11/2020 | 2.35% | 8.3% |
| 5/10/2020 | -1.54% | 10.0% |
| 5/9/2020 | -4.78% | 4.0% |
| 5/8/2020 | -2.86% | -5.2% |
| 5/7/2020 | 10.67% | 2.5% |
| 5/6/2020 | -11.23% | -8.6% |
| 5/5/2020 | -0.70% | 1.1% |
| 5/4/2020 | -5.59% | 5.2% |
| 5/3/2020 | 1.33% | -11.5% |
| 5/2/2020 | -5.96% | -1.9% |
| 5/1/2020 | 3.00% | 3.0% |
| 4/30/2020 | 1.00% | -8.0% |
| 4/29/2020 | -2.00% | 4.0% |
| 4/28/2020 | 1.00% | 1.0% |
| 4/27/2020 | -6.34% | 5.9% |
| 4/26/2020 | -4.89% | -12.2% |
| 4/25/2020 | 0.87% | 2.0% |
| 4/24/2020 | -1.71% | -0.5% |
| 4/23/2020 | 0.29% | -4.5% |
| 4/22/2020 | -3.05% | -3.8% |
| 4/21/2020 | -0.55% | -0.2% |
| 4/20/2020 | 1.97% | 1.0% |
| 4/19/2020 | 0.56% | -0.2% |
| 4/18/2020 | -5.09% | -1.8% |
| 4/17/2020 | 4.19% | 1.0% |
| 4/16/2020 | 0.85% | -3.1% |

Confirmed and Suspected COVID-19 Intensive Care Unit (ICU) and Ventilator Use by Date



Hospitalization data are provided by the Nevada Hospital Association.


Test Positivity Rate (cumulative) and WHO Maximum Positivity Rate Recommended Before Re-Opening by Date



Percent Change

| Date | Test Positivity | Percent Change |
|-------|-----------------|----------------|
| 05/12 | | -2.6% |
| 05/11 | | -3.8% |
| 05/10 | | -1.3% |
| 05/09 | | -3.5% |
| 05/08 | | -2.6% |
| 05/07 | | -1.8% |
| 05/06 | | -2.3% |
| 05/05 | | -1.6% |
| 05/04 | | -1.8% |
| 05/03 | | -0.9% |
| 05/02 | | 0.3% |
| 05/01 | | -0.2% |
| 04/30 | | 0.7% |
| 04/29 | | -0.3% |
| 04/28 | | -0.3% |
| 04/27 | | -0.9% |
| 04/26 | | 0.3% |
| 04/25 | | -1.2% |
| 04/24 | | 0.4% |
| 04/23 | | 0.3% |
| 04/22 | | 0.6% |
| 04/21 | | 1.1% |
| 04/20 | | 0.6% |
| 04/19 | | 0.4% |
| 04/18 | | -0.4% |
| 04/17 | | -0.4% |
| 04/16 | | 1.4% |

WHAT NEVADANS CAN DO TO HELP




**NEVADA
HEALTH
RESPONSE**






BATTLE BORN UNITED

Volunteer at NevadaCAN

Help older adults who are isolated at home during the COVID-19 pandemic



Connect them to healthcare



SIGN UP TO VOLUNTEER AT
www.nevada211.org

MORE PATIENCE, FEWER PATIENTS

#StayHomeForNevada



“Just as despair can come to one only from other human beings, hope, too, can be given to one only by other human beings.” – Elie Weisel

NEVADA HERO OF THE DAY

RECOGNIZING THE HEROES AMONG US, WHO ARE WORKING TIRELESSLY TO HELP THEIR FELLOW NEVADANS.

NEVADA HERO OF THE DAY Dr. Charles Stringham

Dr. Charles Stringham, Humboldt County Health Officer, leads the county's COVID-19 task force, emphasizing social distancing and protecting vulnerable populations.

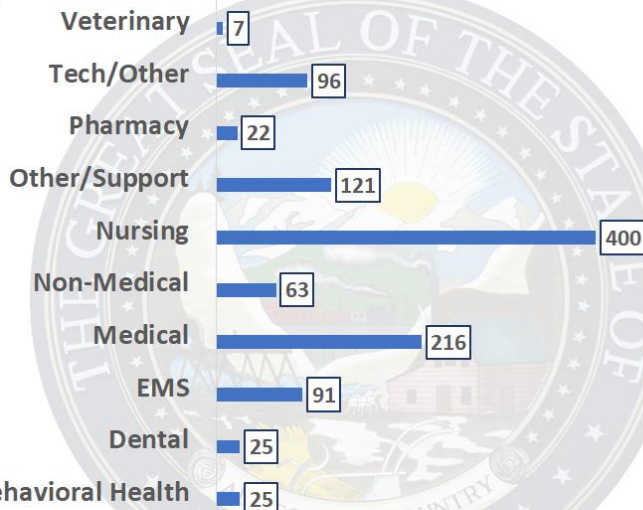


Thank you, Dr. Stringham, for your support of citizens in Winnemucca and Humboldt County.

BATTLE BORN MEDICAL CORPS BY THE NUMBERS

UNCLASSIFIED//FOUO

Battle Born Medical Corps



Total Battle Born Medical Corps Volunteers
5/13/2020:

1066

Applied yesterday:

1

Volunteer at
ServNV.org

Current Situation

Confirmed cases of Covid-19 in the US

Confirmed cases

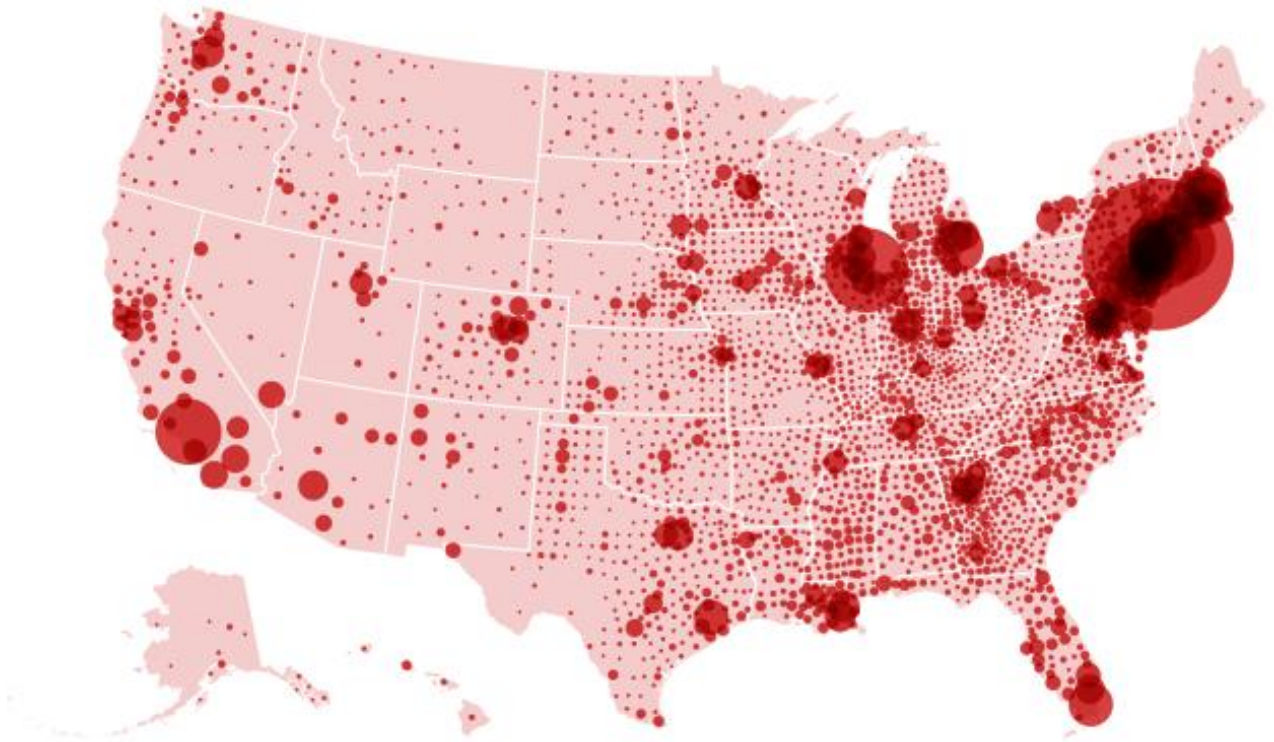
1,369,845

(Today: +469)

Deaths

82,384

(Today: +28)



Last updated 13 May 8:25am EDT Source: Johns Hopkins CSSE *Note: The CSSE states that its numbers rely upon publicly available data from multiple sources.

COVID-19 BY THE NUMBERS - WORLDWIDE

TOTAL CONFIRMED

4,315,679

TOTAL DEATHS

294,879



U.S. STATE DEPARTMENT

LEVEL 4 – DO NOT TRAVEL

The Department of State advises U.S. citizens to avoid all international travel due to the global impact of COVID-19. In countries where commercial departure options remain available, U.S. citizens who live in the United States should arrange for immediate return to the United States, unless they are prepared to remain abroad for an indefinite period.

At present the Department of State is making every effort to assist U.S. citizens overseas who wish to return to the United States. As the Covid-19 situation develops, our ability to provide such assistance working with commercial airlines or arranging for evacuation flights may become more limited or even unavailable. In recent weeks, commercial airlines have significantly reduced flight schedules and countries have closed airports and borders with little advance notice. If you wish to return to the United States, you should make arrangements to do so now and contact the nearest U.S. Embassy or Consulate for assistance as needed. There is no guarantee that the Department of State will be able to continue to provide repatriation assistance and transportation options to the United States may be unavailable in the future. If you choose to remain overseas, you should be prepared to remain where you are for the foreseeable future. U.S. citizens who live abroad should avoid all international travel.

CENTERS FOR DISEASE CONTROL

LEVEL 3 – AVOID NONESSENTIAL TRAVEL

- Widespread ongoing transmission of a [respiratory illness caused by the novel coronavirus \(COVID-19\)](#) is occurring globally.
- **CDC recommends that travelers avoid all nonessential international travel.**
- Older adults and people of any age with serious chronic medical conditions are at increased risk for severe disease.
- There may be limited access to adequate medical care in affected areas.
- US residents may have difficulty returning to the United States.
- Travelers should avoid contact with sick people and wash their hands often with soap and water for at least 20 seconds. If soap and water are not readily available, use an alcohol-based hand sanitizer that contains at least 60% alcohol.
- All international travelers should stay home for 14 days after returning from travel, monitor their health, and practice social distancing.