

# Nevada Health Response

## COVID-19 PANDEMIC


### Daily Situation Report

June 4, 2020

CLEARED FOR PUBLIC DISTRIBUTION



**NEVADA  
HEALTH  
RESPONSE**



*In coordination with the Office of Governor Steve Sisolak*


# COVID-19 NEVADA STATISTICAL DATA June 4, 2020

\*CLEARED FOR PUBLIC DISTRIBUTION\*

## COVID-19 BY THE NUMBERS - NEVADA

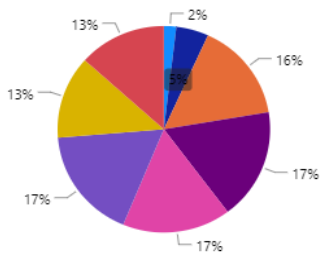
### STATEWIDE HOSPITAL CAPABILITY STATUS\*

% Occupied Licensed & Staffed Beds	% ICU Rooms Occupied	% of Ventilators in Use
<b>72%</b>	<b>68%</b>	<b>25%</b>

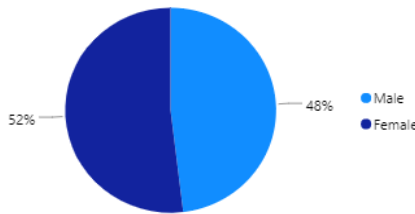


Demographics are currently filtered to confirmed cases (9,090).

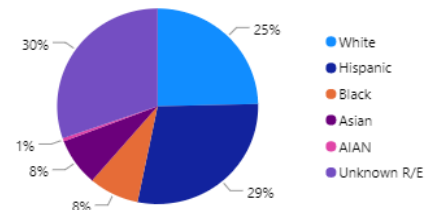
Age



Gender



Race/Ethnicity



#### Technical Notes

Lab data are reported electronically into the State's electronic laboratory reporting system, NBS (National Electronic Disease Surveillance Based System). Some labs are not reporting all demographic information. The quality and completeness of demographic information will be improved over time.

Daily lab data are updated each morning for the previous day.

Counts may be artificially low Saturday - Monday due to limited weekend reporting.

Death data are updated as deaths are reported, with most updates occurring in the afternoons.

As of 4/8/2020 cumulative daily death counts are displayed by date of death, rather than the date that the death was reported to the state. The total count for statewide deaths on the first tab may not equal the sum of the cumulative daily death counts because of cases where exact date of death is unknown or pending report.

As of 5/9/2020 daily new cases, daily new deaths, growth rates, hospitalizations, and test positivity rates are now available. New cases are attributed to the date they are reported. Deaths are attributed to the date of death, and counts may change retroactively as deaths are reported.

Growth rates represent the amount by which cases/deaths grow over time. The growth rate of COVID-19 may change over time due to actual changes in the growth or for reasons such as implementation of new testing strategies, changes to control measures that are in place, among other reasons. Growth rates are calculated as the difference between the total cumulative number of cases/deaths today from the previous day, divided by the cumulative number of cases/deaths the previous day.

The DHHS Office of Analytics, in conjunction with the Office of Public Health Investigations and Epidemiology and the Bureau of Health Care Quality and Compliance, both within the Division of Public and Behavioral Health, also maintain a facility-specific COVID-19 dashboard, available here: [Facilities Dashboard](#).

# COVID-19 NEVADA STATISTICAL DATA

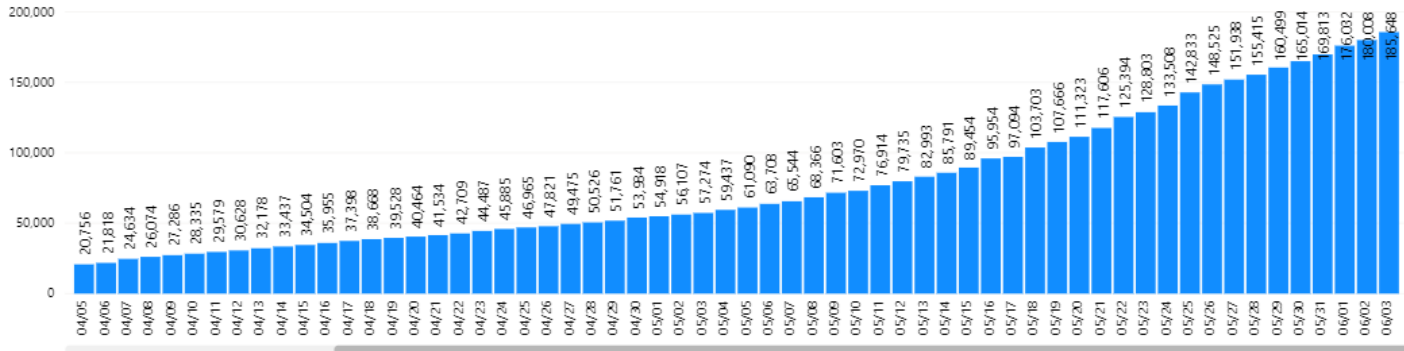
June 4, 2020

\*CLEARED FOR PUBLIC DISTRIBUTION\*

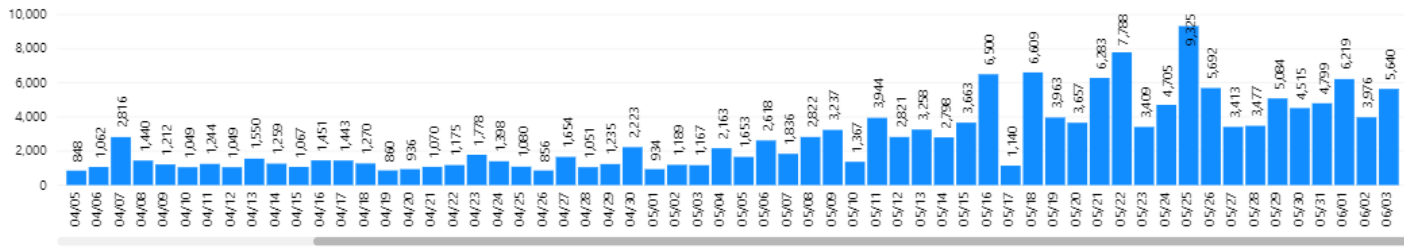
## COVID-19 BY THE NUMBERS - NEVADA

Cumulative Tests Performed

To see most recent data use the scroll bars under each bar chart to scroll to the right.

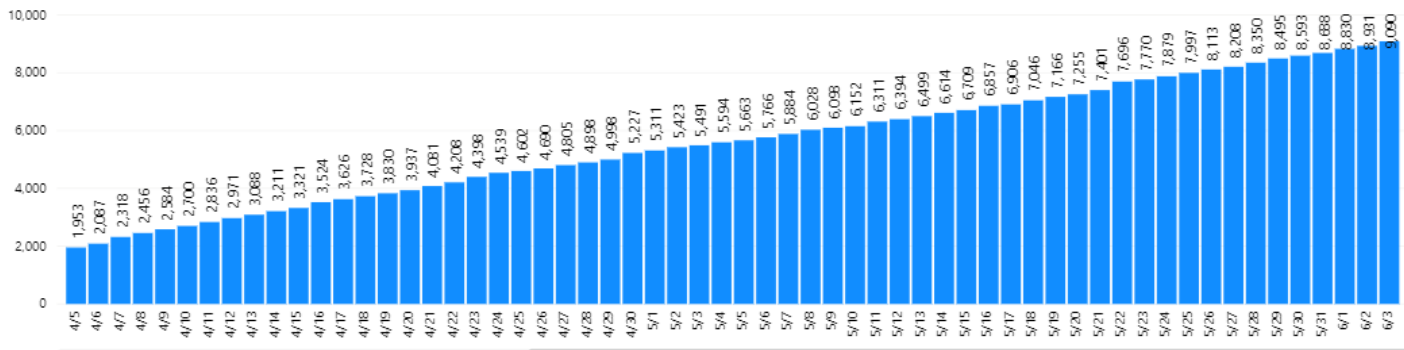


Daily New Tests

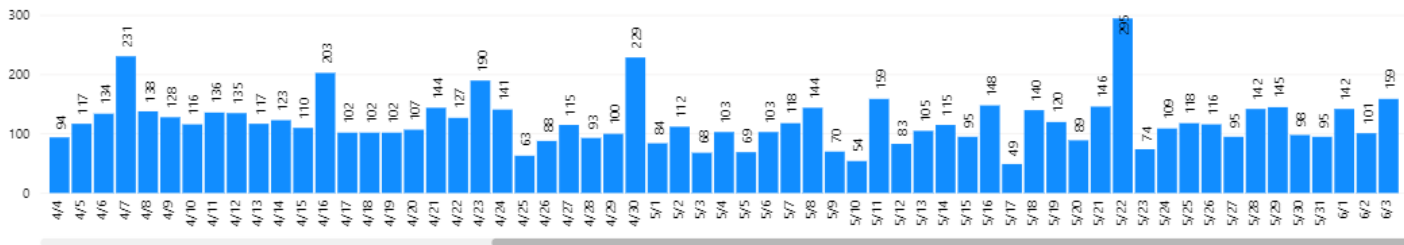


Cumulative Cases

To see most recent data use the scroll bars under each bar chart to scroll to the right.



Daily New Cases



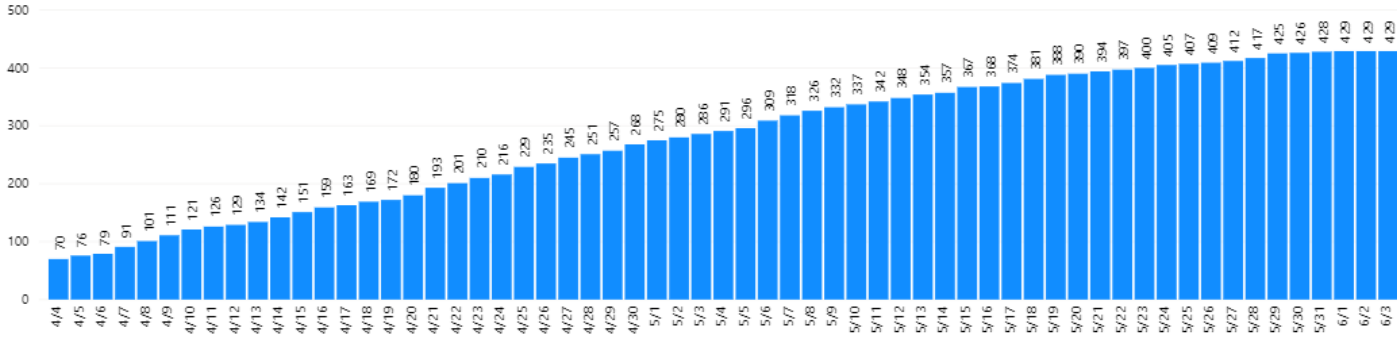
# COVID-19 NEVADA STATISTICAL DATA June 4, 2020

\*CLEARED FOR PUBLIC DISTRIBUTION\*

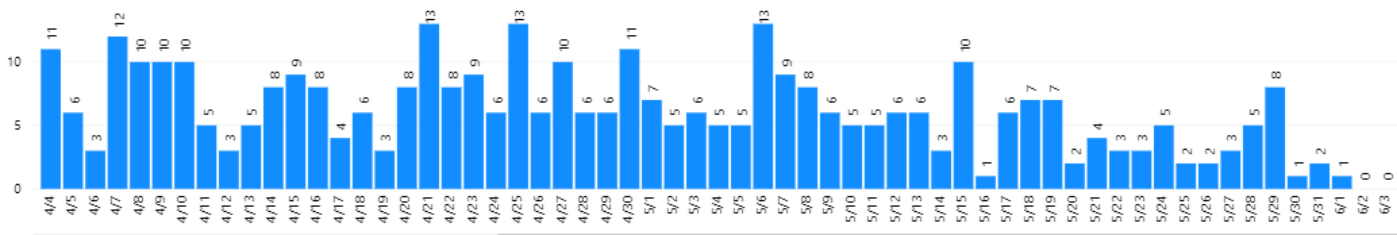
## COVID-19 BY THE NUMBERS - NEVADA

Cumulative Deaths

To see most recent data use the scroll bars under each bar chart to scroll to the right.



Daily Deaths



Daily Growth Rate, New Cases

To see most recent data use the scroll bars under each line chart to scroll to the right.



Daily Growth Rate, Deaths

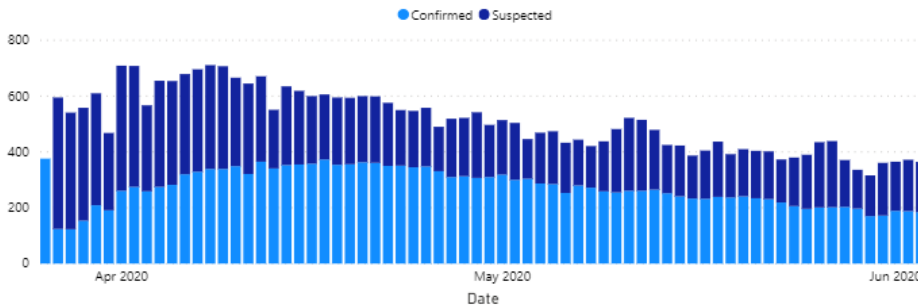


# COVID-19 NEVADA STATISTICAL DATA June 4, 2020

\*CLEARED FOR PUBLIC DISTRIBUTION\*

## COVID-19 BY THE NUMBERS - NEVADA

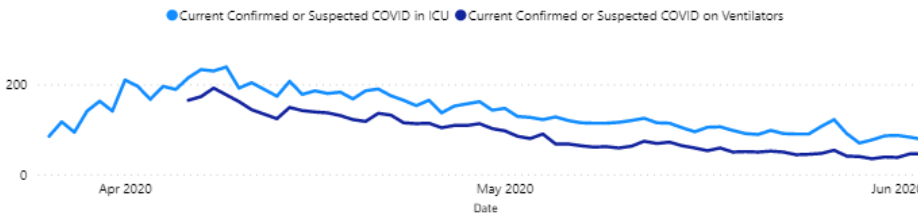
Confirmed and Suspected COVID-19 Hospitalizations by Date



Percent Change in Hospitalizations

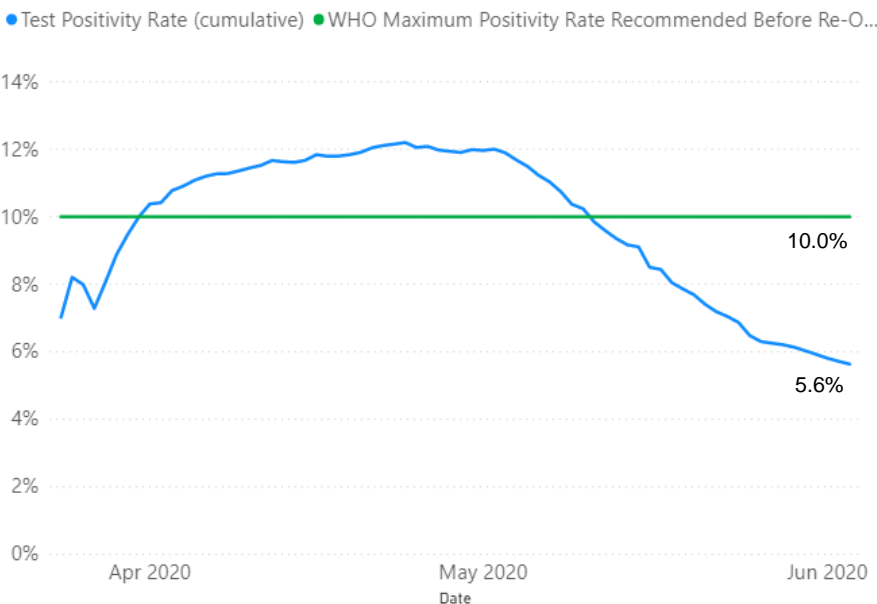
Date	Confirmed	Confirmed + Suspected
6/3/2020	-2.13%	-2.2%
6/2/2020	-0.53%	1.9%
6/1/2020	9.88%	1.1%
5/31/2020	1.18%	14.2%
5/30/2020	-13.71%	-6.0%
5/29/2020	-2.96%	-9.4%
5/28/2020	0.50%	-15.5%
5/27/2020	0.50%	0.9%
5/26/2020	2.55%	11.5%
5/25/2020	-4.85%	2.6%
5/24/2020	-5.94%	1.9%
5/23/2020	-5.19%	-7.2%
5/22/2020	-1.28%	-0.5%
5/21/2020	-2.90%	-1.5%
5/20/2020	1.69%	4.6%
5/19/2020	-0.84%	-10.3%
5/18/2020	3.02%	7.9%
5/17/2020	-0.43%	4.7%
5/16/2020	-3.32%	-8.5%
5/15/2020	-4.37%	-0.5%
5/14/2020	-4.91%	-11.3%
5/13/2020	1.53%	-7.0%
5/12/2020	0.00%	-1.3%
5/11/2020	2.35%	8.3%
5/10/2020	-1.54%	10.0%
5/9/2020	-4.78%	4.0%

Confirmed and Suspected COVID-19 Intensive Care Unit (ICU) and Ventilator Use by Date



Hospitalization data are provided by the Nevada Hospital Association.

Test Positivity Rate (cumulative) and WHO Maximum Positivity Rate Recommended Before Re-Opening by Date



Percent Change

Date	Test Positivity Rate (cumulative)	Test Positivity Percent Change
06/03	5.6%	-1.5%
06/02	5.7%	-1.6%
06/01	5.8%	-1.9%
05/31	5.9%	-1.8%
05/30	6.0%	-1.7%
05/29	6.1%	-1.2%
05/28	6.2%	-0.7%
05/27	6.3%	-0.8%
05/26	6.3%	-2.8%
05/25	6.5%	-5.6%
05/24	6.9%	-2.5%
05/23	7.0%	-2.0%
05/22	7.2%	-2.9%
05/21	7.4%	-3.7%
05/20	7.7%	-2.2%
05/19	7.9%	-2.3%
05/18	8.0%	-4.6%
05/17	8.4%	-0.8%
05/16	8.5%	-6.6%
05/15	9.1%	-0.7%
05/14	9.2%	-2.0%
05/13	9.4%	-2.5%
05/12	9.6%	-2.6%
05/11	9.8%	-3.8%
05/10	10.2%	-1.3%
05/09	10.4%	-3.5%

# NEVADA HERO OF THE DAY

RECOGNIZING THE HEROES AMONG US, WHO ARE WORKING TIRELESSLY TO HELP THEIR FELLOW NEVADANS.

## NEVADA HERO OF THE DAY CRISTEN DRUMMOND

Cristen Drummond, a reporter with KLAS 8 News Now in Las Vegas, has worked during the COVID-19 pandemic to inform Nevada citizens on a variety of issues, including the state's efforts to ramp up testing and reopen the economy.



Thank you Cristen and all Nevada journalists for keeping us informed during the pandemic.

## COVID-19 BY THE NUMBERS – USA

Confirmed cases  
**1,851,097**  
(Yesterday: +19,699)

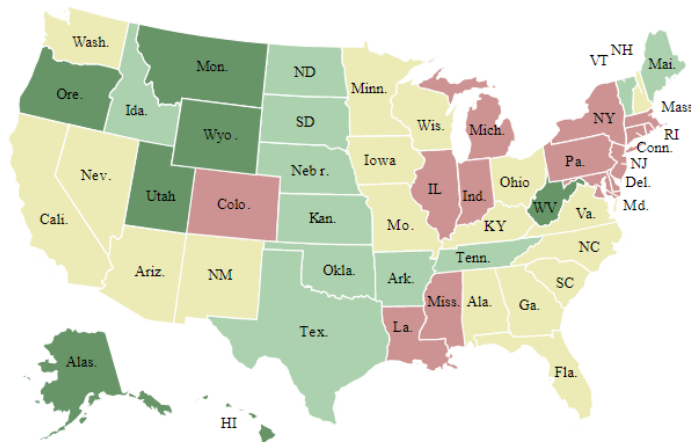
Deaths  
**107,145**  
(Yesterday: +995)

**Deaths per capita**    Cases per capita

There are currently 107,145 deaths confirmed to be caused by Covid19 in the US. With an estimated population of 322m, that equals to about 33 deaths per 100,000 Americans.<sup>2</sup>

Number of confirmed Covid19 deaths per 100,000 Americans

- Fewer than 5
- At least 5 per 100k
- At least 10 per 100k
- At least 25 per 100k



# COVID-19 BY THE NUMBERS - WORLDWIDE

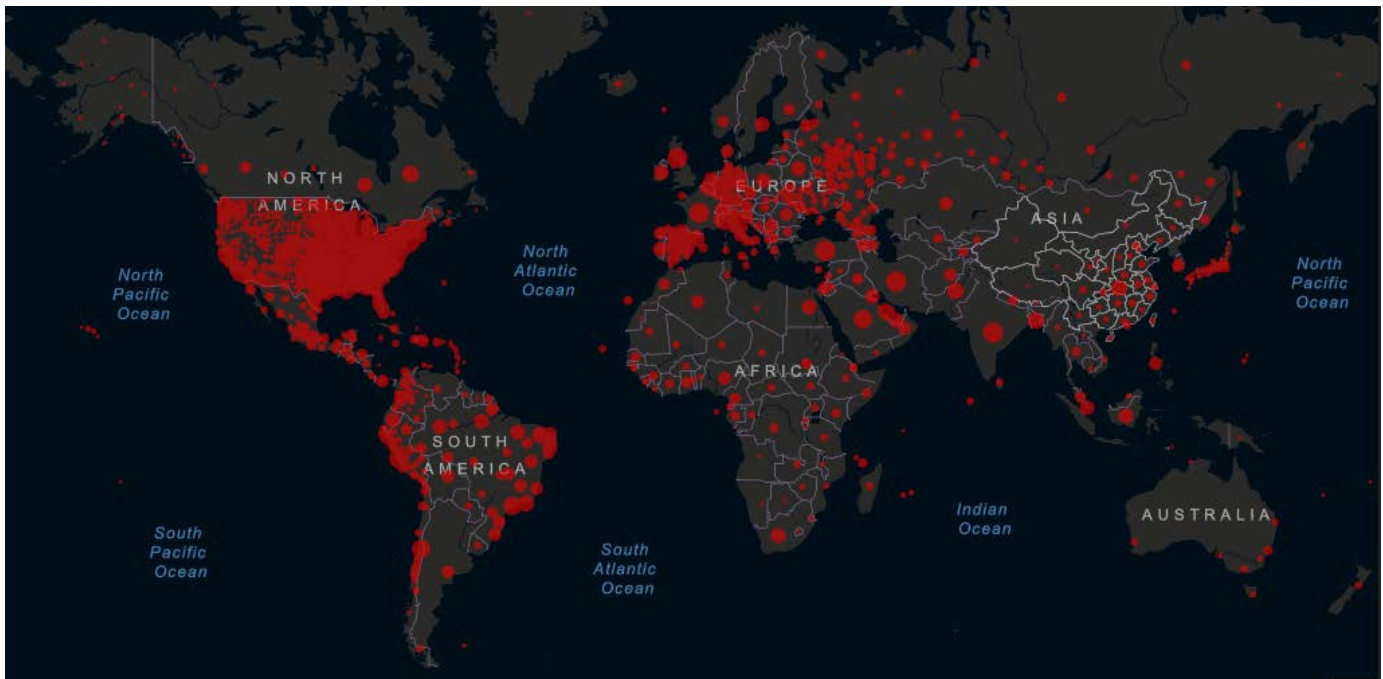
TOTAL CONFIRMED

**6,563,099**

TOTAL DEATHS

**387,634**

\*Johns Hopkins COVID-19 Resource Center



**U.S. STATE DEPARTMENT**

**LEVEL 4 – DO NOT TRAVEL**

The Department of State advises U.S. citizens to avoid all international travel due to the global impact of COVID-19. In countries where commercial departure options remain available, U.S. citizens who live in the United States should arrange for immediate return to the United States, unless they are prepared to remain abroad for an indefinite period.

At present the Department of State is making every effort to assist U.S. citizens overseas who wish to return to the United States. As the Covid-19 situation develops, our ability to provide such assistance working with commercial airlines or arranging for evacuation flights may become more limited or even unavailable. In recent weeks, commercial airlines have significantly reduced flight schedules and countries have closed airports and borders with little advance notice. If you wish to return to the United States, you should make arrangements to do so now and contact the nearest U.S. Embassy or Consulate for assistance as needed. There is no guarantee that the Department of State will be able to continue to provide repatriation assistance and transportation options to the United States may be unavailable in the future. If you choose to remain overseas, you should be prepared to remain where you are for the foreseeable future. U.S. citizens who live abroad should avoid all international travel.

**CENTERS FOR DISEASE CONTROL**

**LEVEL 3 – AVOID NONESSENTIAL TRAVEL**

- Widespread ongoing transmission of a [respiratory illness caused by the novel coronavirus \(COVID-19\)](#) is occurring globally.
- **CDC recommends that travelers avoid all nonessential international travel.**
- Older adults and people of any age with serious chronic medical conditions are at increased risk for severe disease.
- There may be limited access to adequate medical care in affected areas.
- US residents may have difficulty returning to the United States.
- Travelers should avoid contact with sick people and wash their hands often with soap and water for at least 20 seconds. If soap and water are not readily available, use an alcohol-based hand sanitizer that contains at least 60% alcohol.
- All international travelers should stay home for 14 days after returning from travel, monitor their health, and practice social distancing.

\*U.S. State Department

\*Centers for Disease Control and Prevention