



New Jersey Department of Health
 COVID-19 Confirmed Case Summary

This document is produced by the Communicable Disease Service and includes information known as of:

10:00 PM – May 20, 2020

*****Data are preliminary and subject to change*****

Data represent information available within the Communicable Disease Reporting and Surveillance System (CDRSS) from 2/5/2020 to 5/20/2020 at 10:00 PM and reflect a cumulative summary of laboratory confirmed COVID cases and deaths reported to NJDOH.

Number of Confirmed Cases	151472	
Illness onset range (min and max) ¹	2/15/2020	5/20/2020
Deaths (Laboratory Confirmed)²	N§= 151472	Percent
	10843	7.2%
Cumulative Hospitalization³	N§= 60310	Percent
	15862	26.3%
Age Range (years)	N§= 151170	Percent
0 to 4	679	< 1%
5 to 17	2779	1.8%
18 to 29	18865	12.5%
30 to 49	48426	32.0%
50 to 64	43606	28.8%
65 to 79	21992	14.5%
80+	14823	9.8%
Age range in years (min and max)	< 1	108
Mean Age	51.87	
Median Age	51.67	
Gender	N§= 151472	Percent
Female	75691	50.0%
Male	75073	49.6%
Unknown	708	0.5%
Race/Ethnicity⁴	N§= 80914	Percent
White (non-Hispanic)	29126	36.0%
Hispanic (which includes Hispanic ethnicity for all race definitions)	24413	30.2%
Black (non-Hispanic)	14228	17.6%
Asian (non-Hispanic)	4087	5.1%
Other (non-Hispanic)	9060	11.2%

[§] N is equal to cases with **available** information

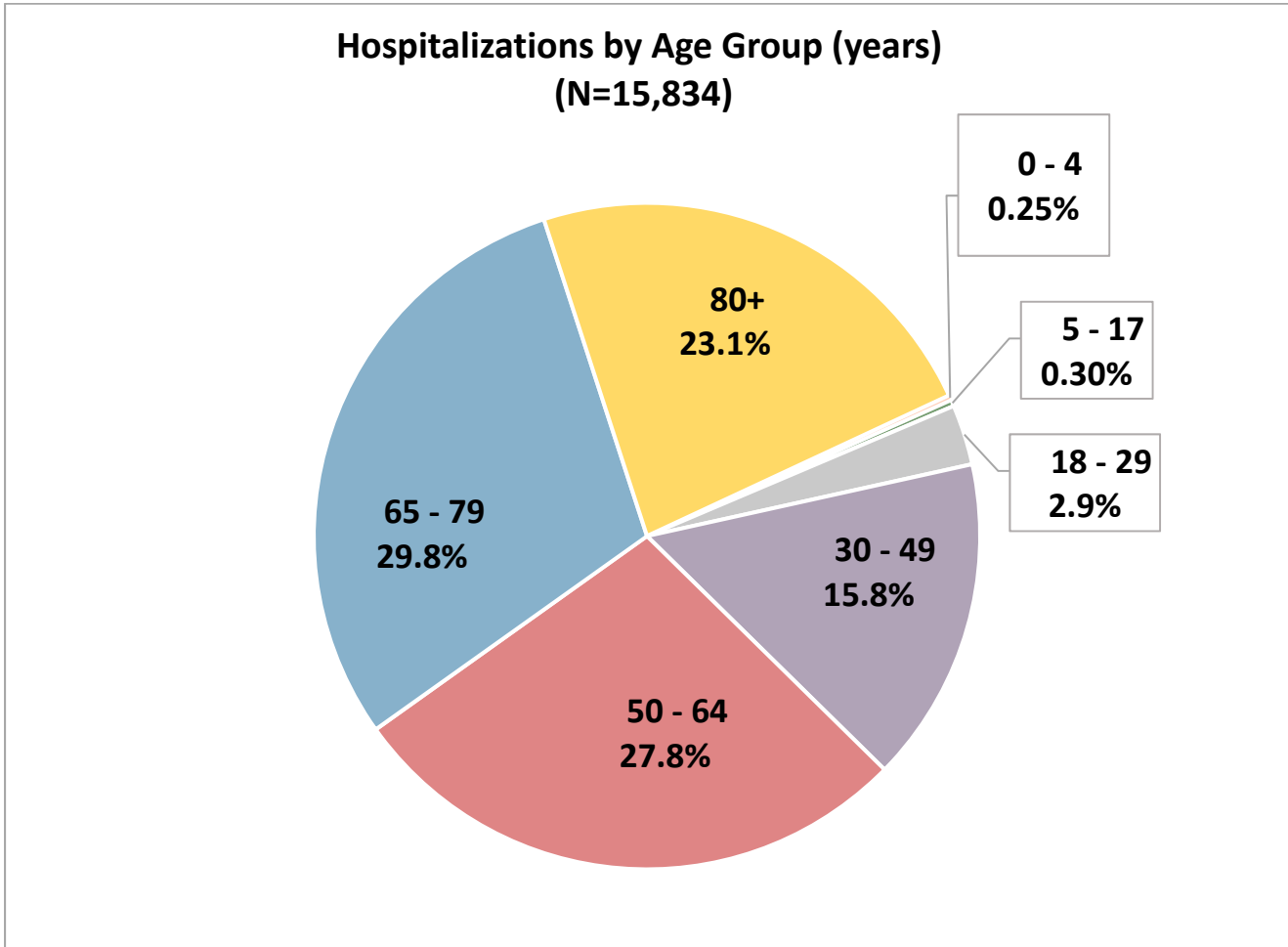
¹ If illness onset date was unknown then the earliest of the following dates are used from CDRSS: date of specimen collection, or case created date.

² All deaths are lab-confirmed.

³ Cumulative number of laboratory-confirmed COVID-19 cases with known hospitalization status. **This number does not reflect individuals currently hospitalized.**

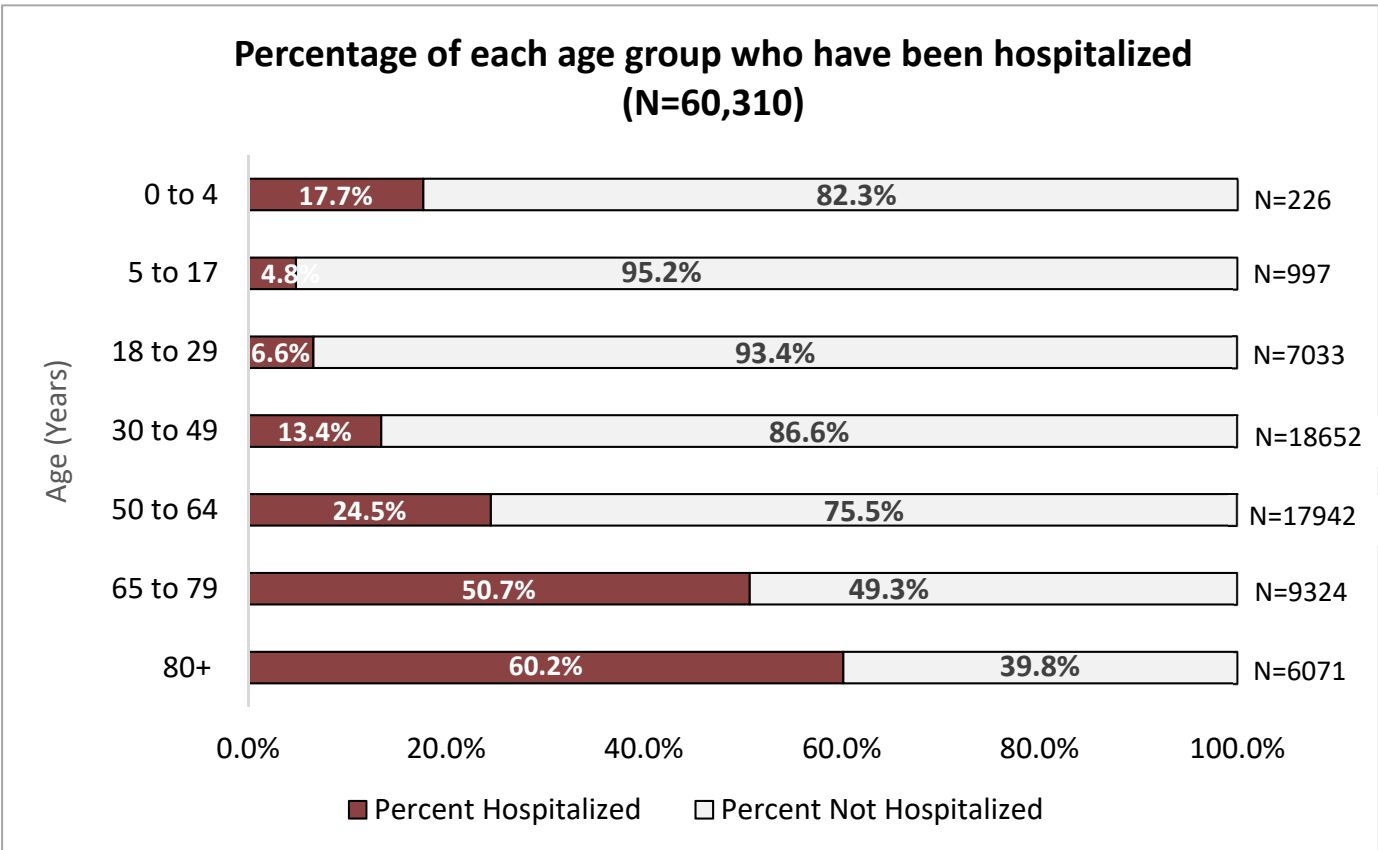
⁴ Race/Ethnicity: the White, Black/African American, Asian, and Other groups include those with No or Unknown responses to the Hispanic/Latino question. Other includes Native Hawaiian or Other Pacific Islander, American Indian or Alaska Native, Other and people who identify with more than one race.

New Jersey Department of Health
 COVID-19 Confirmed Case Summary



This chart shows the percentage of all cases who we know were hospitalized broken down by age group. For example, those in age groups less than 30 years old make up only a small percentage of all who have been hospitalized.

New Jersey Department of Health
 COVID-19 Confirmed Case Summary

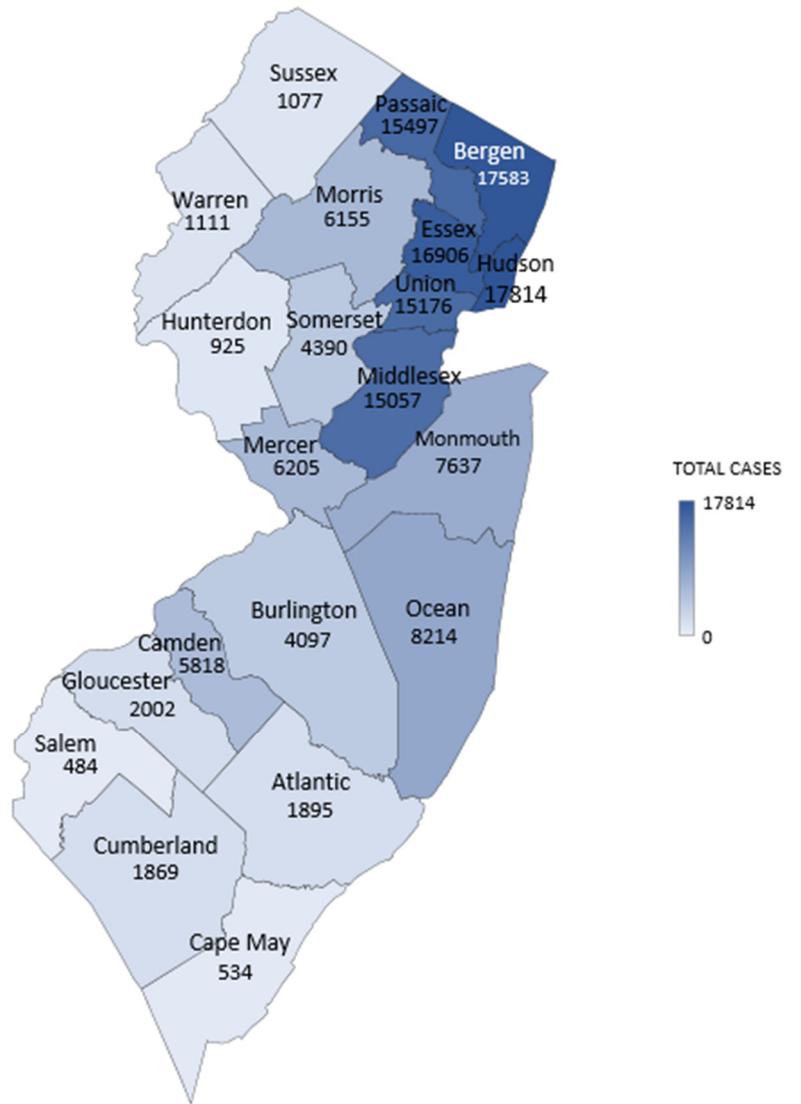


This chart shows the percentage of cases within each age group (for whom we have data) who have been hospitalized. For example, it shows that older adults are much more likely to be hospitalized compared to younger age groups.

New Jersey Department of Health
 COVID-19 Confirmed Case Summary

Cases by County

COUNTY	TOTAL CASES
ATLANTIC	1895
BERGEN	17583
BURLINGTON	4097
CAMDEN	5818
CAPE MAY	534
CUMBERLAND	1869
ESSEX	16906
GLOUCESTER	2002
HUDSON	17814
HUNTERDON	925
MERCER	6205
MIDDLESEX	15057
MONMOUTH	7637
MORRIS	6155
OCEAN	8214
PASSAIC	15497
SALEM	484
SOMERSET	4390
SUSSEX	1077
UNION	15176
WARREN	1111
UNKNOWN	1026
TOTAL	151472

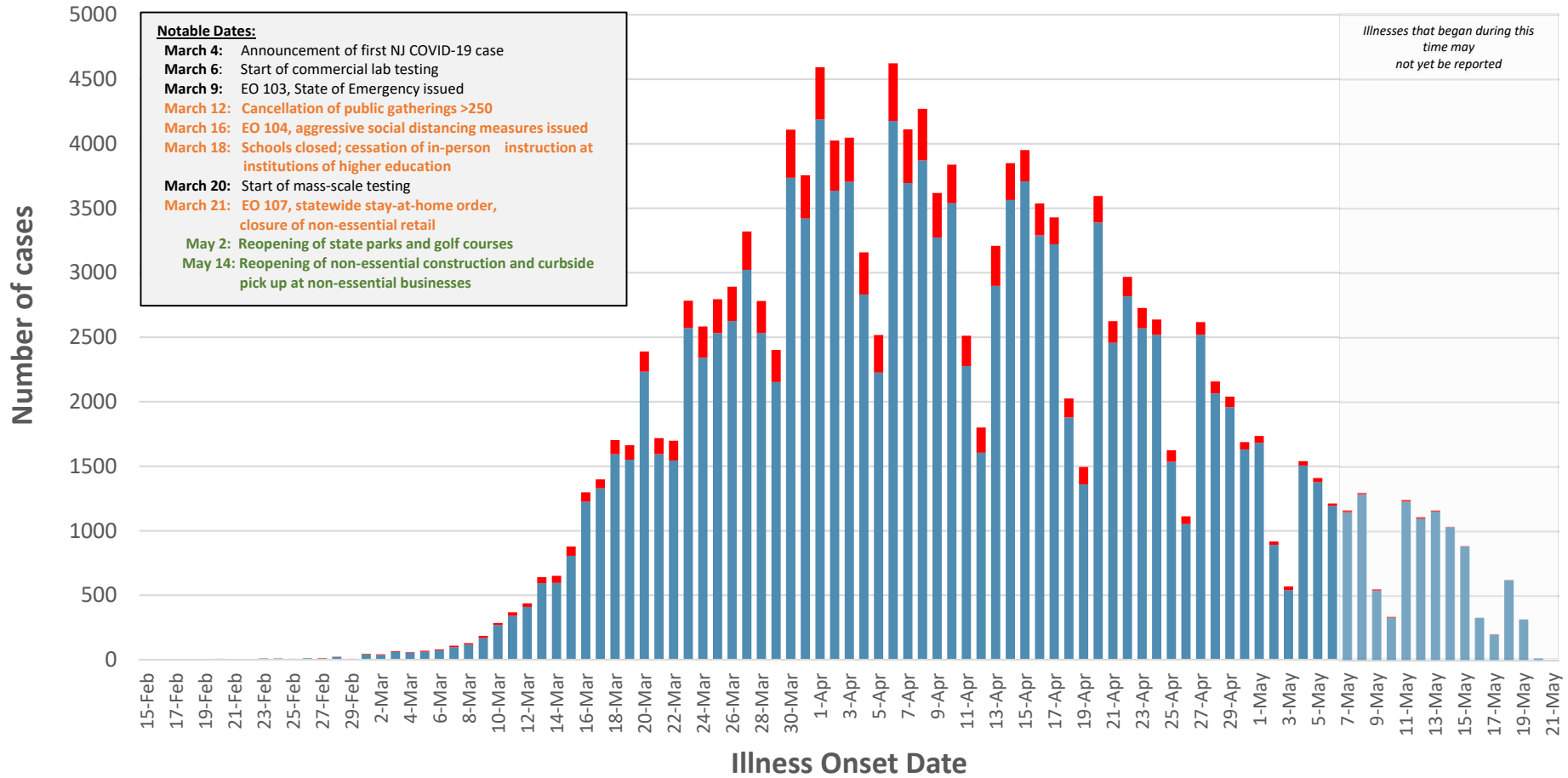


* County information reflects most updated information in CDRSS.

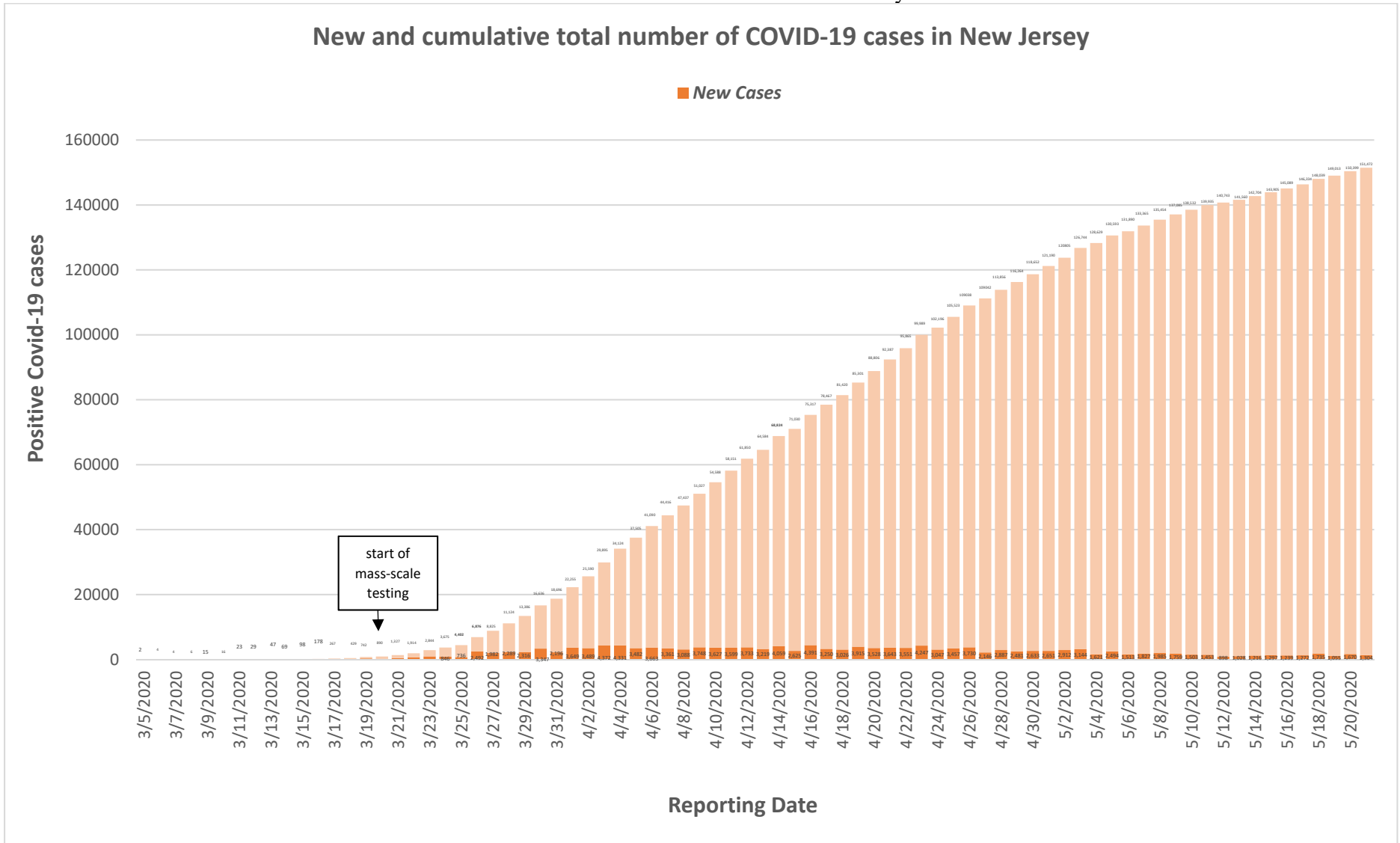
New Jersey Department of Health
 COVID-19 Confirmed Case Summary

COVID-19 cases and deaths in New Jersey by Illness Onset Date, N=151,472

■ Total Cases ■ Deaths



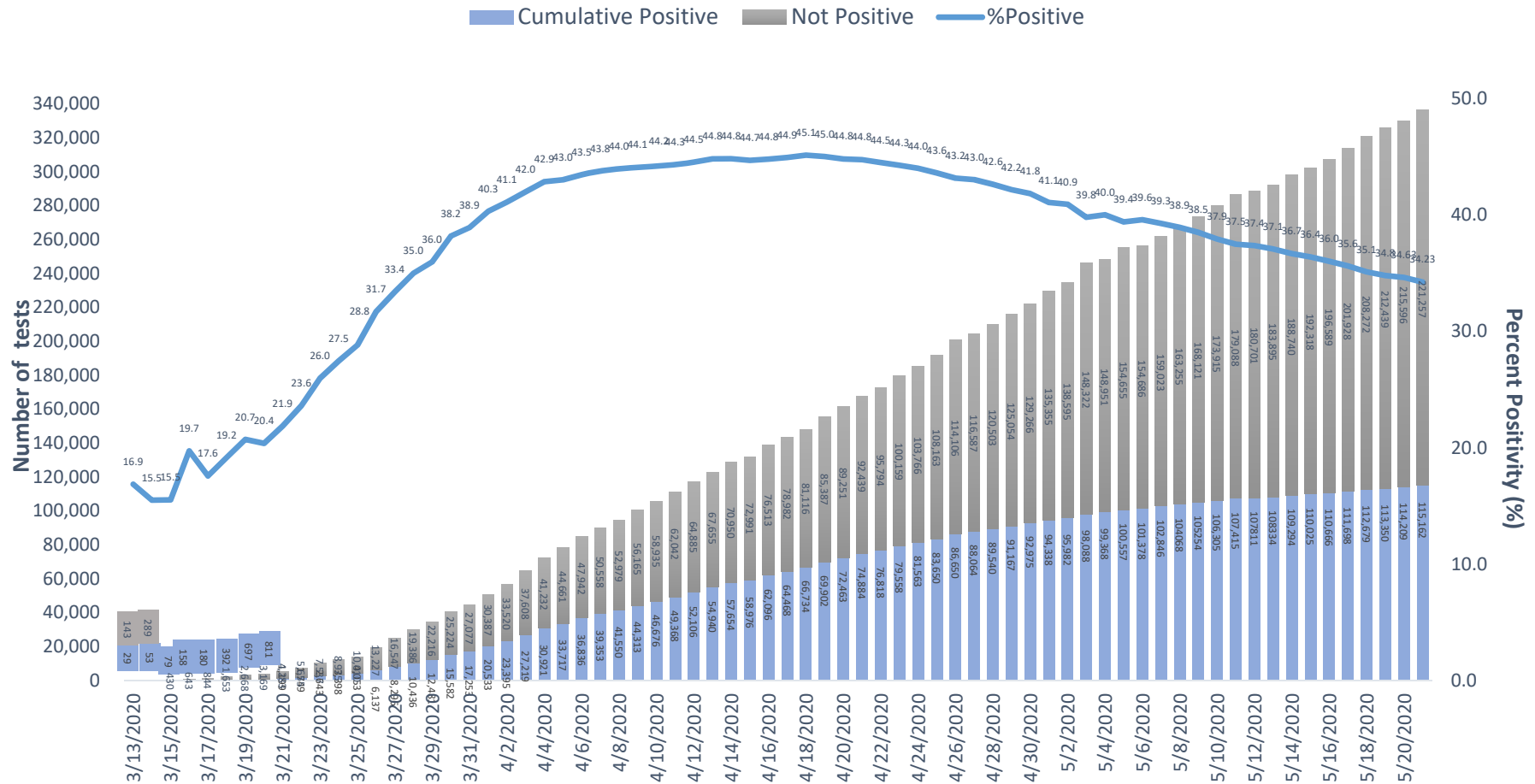
New Jersey Department of Health
 COVID-19 Confirmed Case Summary



* If illness onset date was unknown then the earliest of the following dates are used from CDRSS: date of specimen collection, or case created date.

New Jersey Department of Health
 COVID-19 Confirmed Case Summary

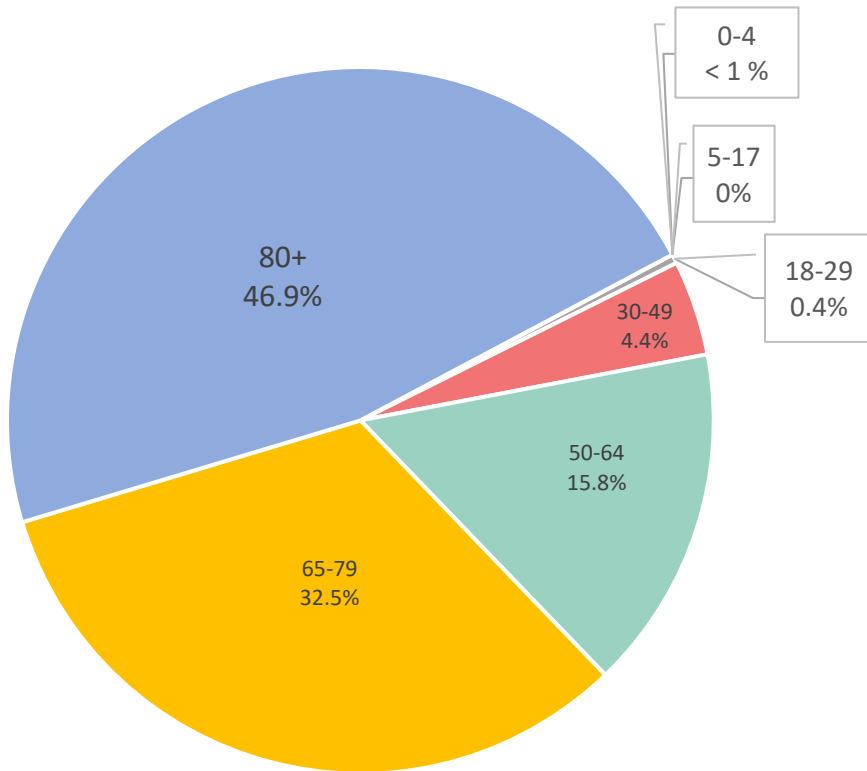
COVID-19 Percent positivity reported by major laboratories*, New Jersey



* Major laboratories test results are received via electronic laboratory reporting. These laboratories include Bioreference Laboratory, Genesis Laboratory Management, Hackensack University Medical Center, LabCorp, Medical Diagnostics Laboratories, NJPHL, NY State, Quest Diagnostics .

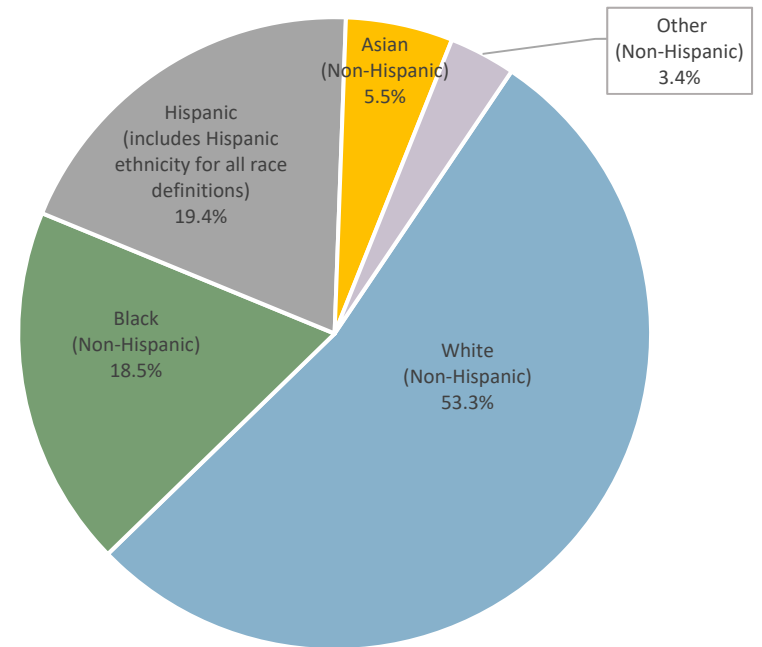
New Jersey Department of Health
 COVID-19 Confirmed Case Summary

Lab-confirmed COVID-associated deaths by age group
 (N=10,838*)



* Age is unknown for 5 (< 1%) of the lab-confirmed COVID associated deaths.

Lab-confirmed COVID-associated deaths by Race/Ethnicity
 (N=10,503*)



* Race/Ethnicity is unknown for 340 (3.1%) of the lab-confirmed COVID associated deaths. White, Black/African American, Asian, and Other groups include those with No or Unknown responses to the Hispanic/Latino question. Other includes Native Hawaiian or Other Pacific Islander , Other and people who identify with more than one race.