



New Jersey Department of Health
 COVID-19 Confirmed Case Summary

This document is produced by the Communicable Disease Service and includes information known as of:

10:00 PM – May 21, 2020

*****Data are preliminary and subject to change*****

Data represent information available within the Communicable Disease Reporting and Surveillance System (CDRSS) from 2/5/2020 to 5/21/2020 at 10:00 PM and reflect a cumulative summary of laboratory confirmed COVID cases and deaths reported to NJDOH.

Number of Confirmed Cases	152719	
Illness onset range (min and max) ¹	2/15/2020	5/21/2020
Deaths (Laboratory Confirmed)²	N§= 152719	Percent
	10985	7.2%
Cumulative Hospitalization³	N§= 61425	Percent
	16095	26.2%
Age Range (years)	N§= 152417	Percent
0 to 4	680	< 1%
5 to 17	2812	1.8%
18 to 29	19088	12.5%
30 to 49	48799	32.0%
50 to 64	43890	28.8%
65 to 79	22166	14.5%
80+	14982	9.8%
Age range in years (min and max)	< 1	108
Mean Age	51.86	
Median Age	51.58	
Gender	N§= 152719	Percent
Female	76357	50.0%
Male	75648	49.5%
Unknown	714	0.5%
Race/Ethnicity⁴	N§= 82106	Percent
White (non-Hispanic)	29519	36.0%
Hispanic (which includes Hispanic ethnicity for all race definitions)	24745	30.1%
Black (non-Hispanic)	14401	17.5%
Asian (non-Hispanic)	4138	5.0%
Other (non-Hispanic)	9303	11.3%

[§] N is equal to cases with **available** information

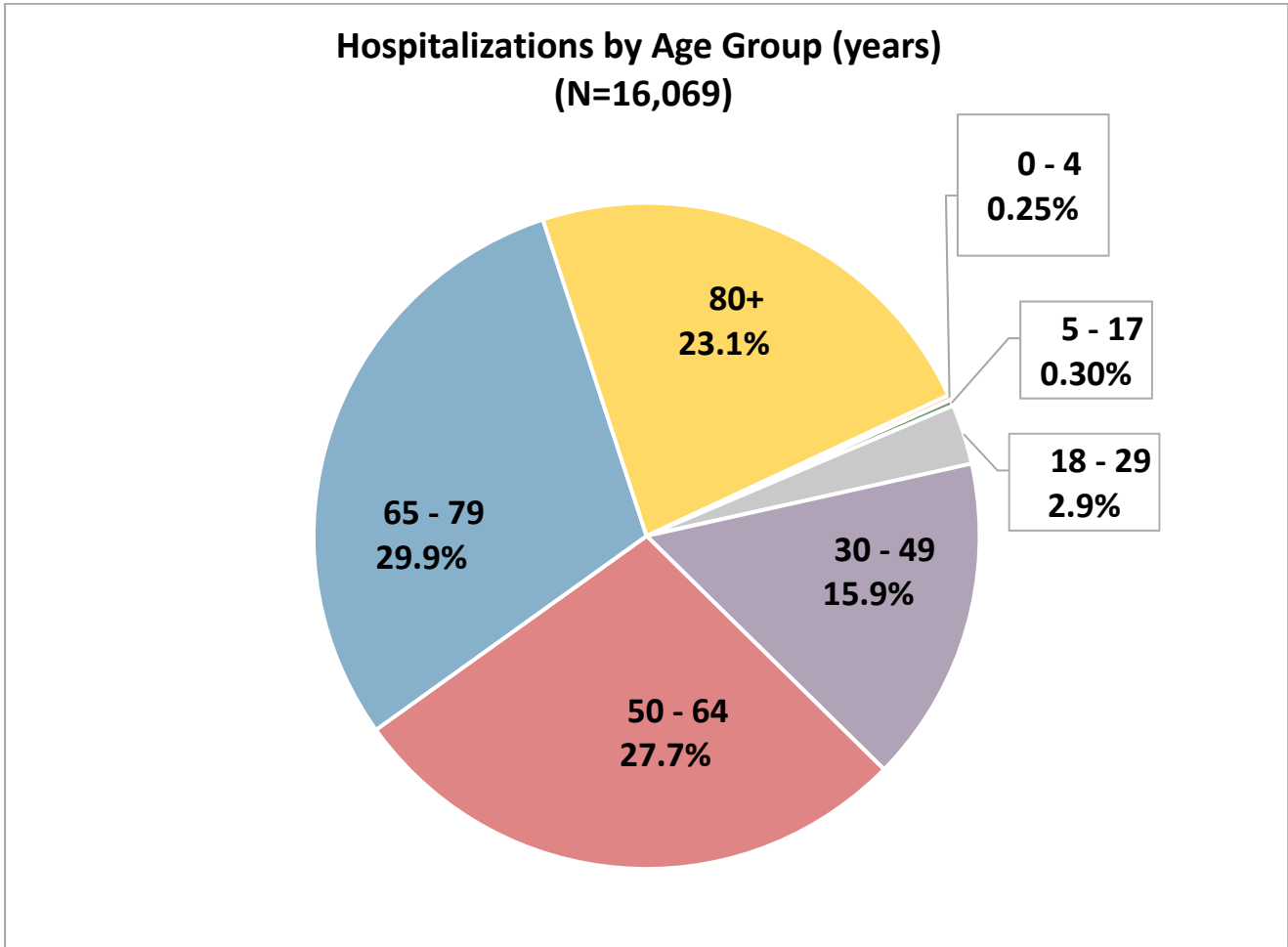
¹ If illness onset date was unknown then the earliest of the following dates are used from CDRSS: date of specimen collection, or case created date.

² All deaths are lab-confirmed.

³ Cumulative number of laboratory-confirmed COVID-19 cases with known hospitalization status. **This number does not reflect individuals currently hospitalized.**

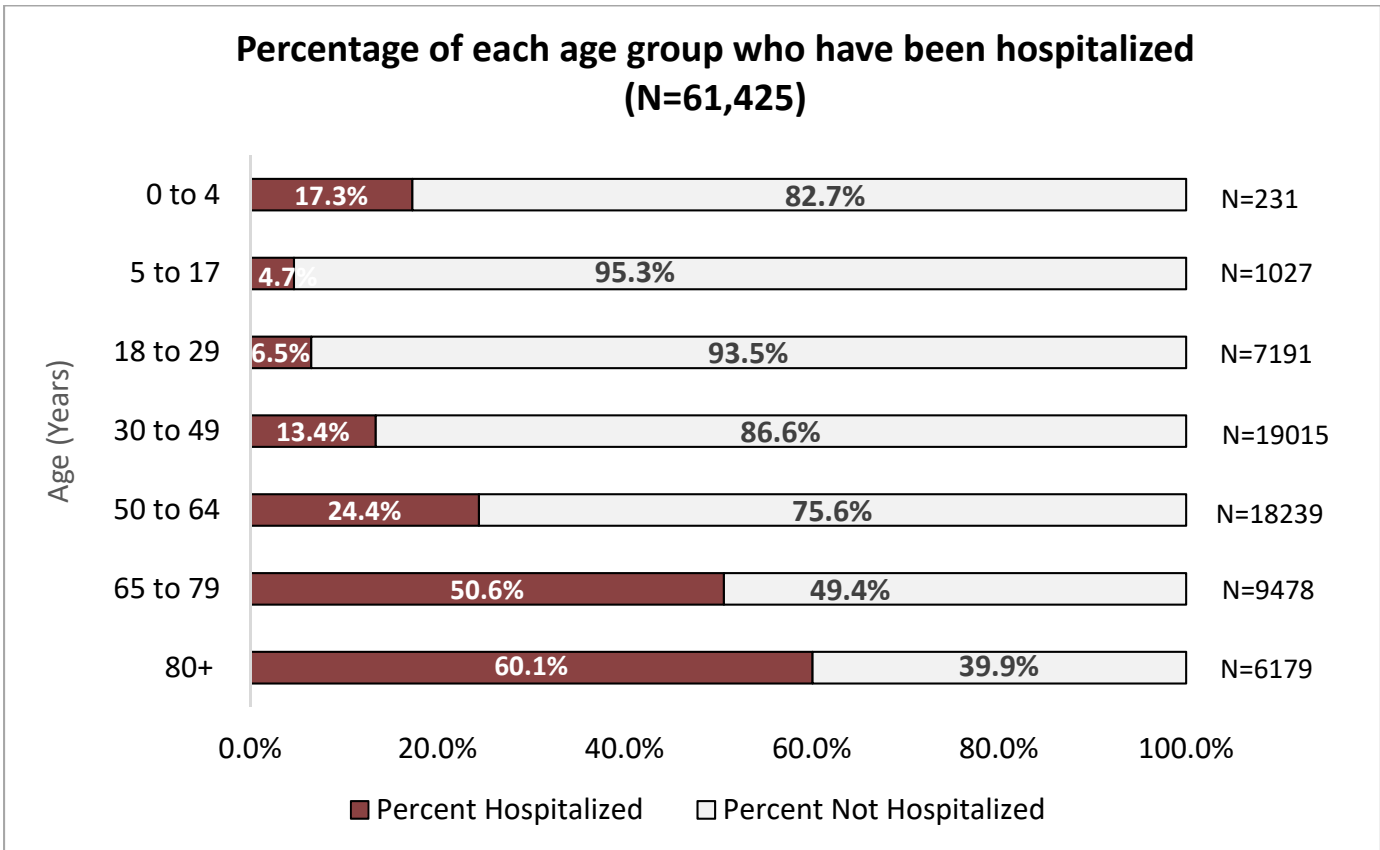
⁴ Race/Ethnicity: the White, Black/African American, Asian, and Other groups include those with No or Unknown responses to the Hispanic/Latino question. Other includes Native Hawaiian or Other Pacific Islander, American Indian or Alaska Native, Other and people who identify with more than one race.

New Jersey Department of Health
 COVID-19 Confirmed Case Summary



This chart shows the percentage of all cases who we know were hospitalized broken down by age group. For example, those in age groups less than 30 years old make up only a small percentage of all who have been hospitalized.

New Jersey Department of Health
 COVID-19 Confirmed Case Summary

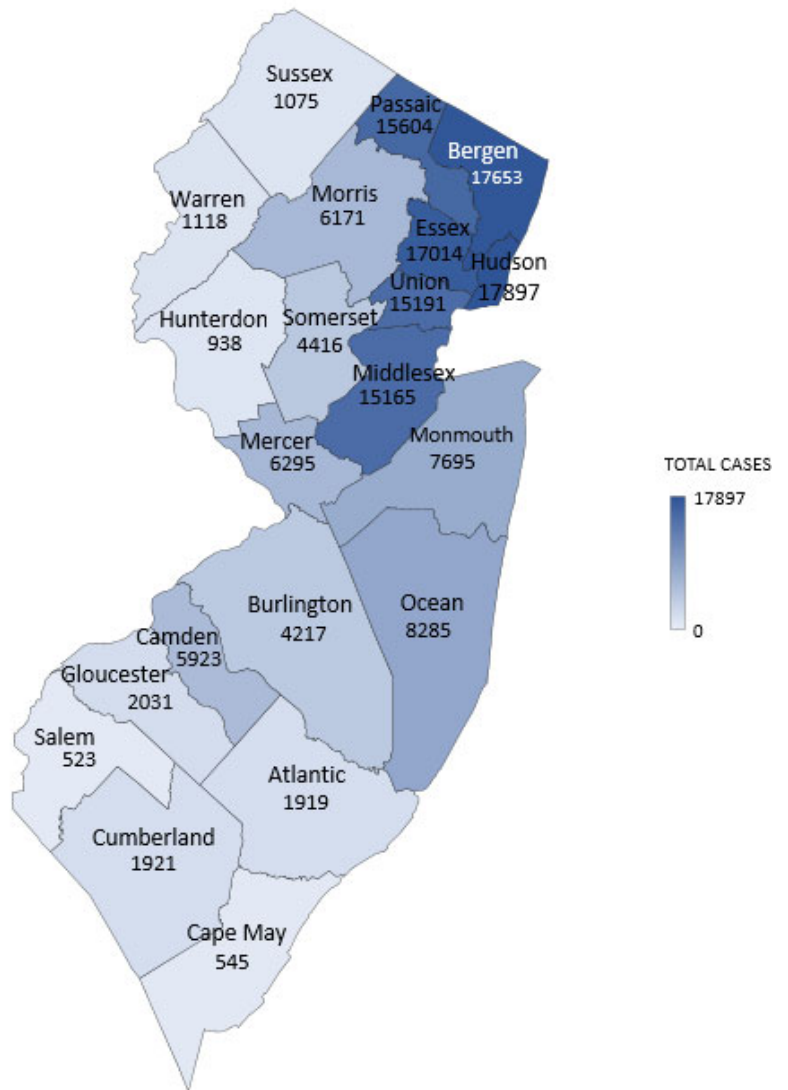


This chart shows the percentage of cases within each age group (for whom we have data) who have been hospitalized. For example, it shows that older adults are much more likely to be hospitalized compared to younger age groups.

New Jersey Department of Health
 COVID-19 Confirmed Case Summary

Cases by County

COUNTY	TOTAL CASES
ATLANTIC	1919
BERGEN	17653
BURLINGTON	4217
CAMDEN	5923
CAPE MAY	545
CUMBERLAND	1921
ESSEX	17014
GLOUCESTER	2031
HUDSON	17897
HUNTERDON	938
MERCER	6295
MIDDLESEX	15165
MONMOUTH	7695
MORRIS	6171
OCEAN	8285
PASSAIC	15604
SALEM	523
SOMERSET	4416
SUSSEX	1075
UNION	15191
WARREN	1118
UNKNOWN	1123
TOTAL	152719

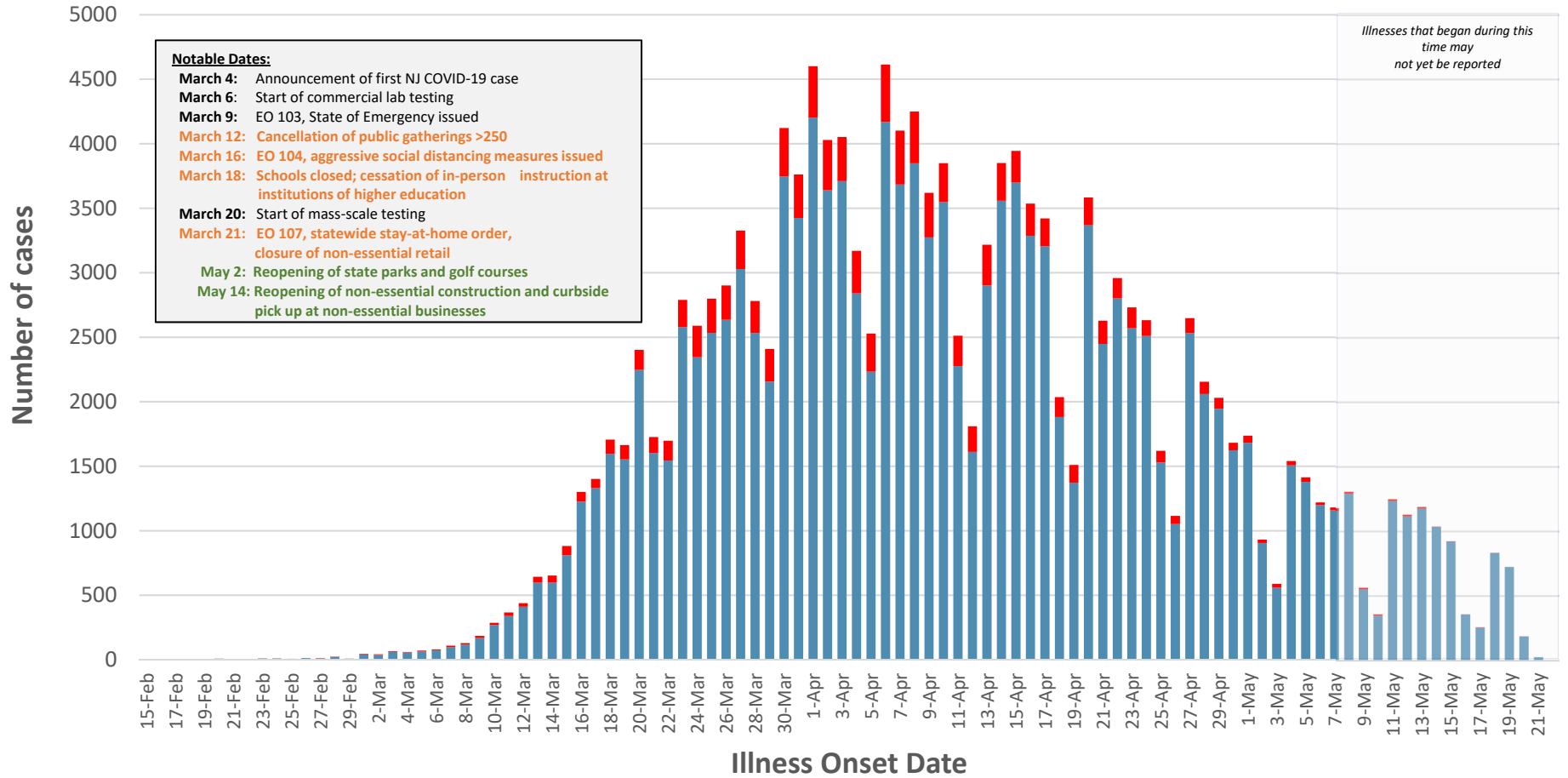


* County information reflects most updated information in CDRSS.

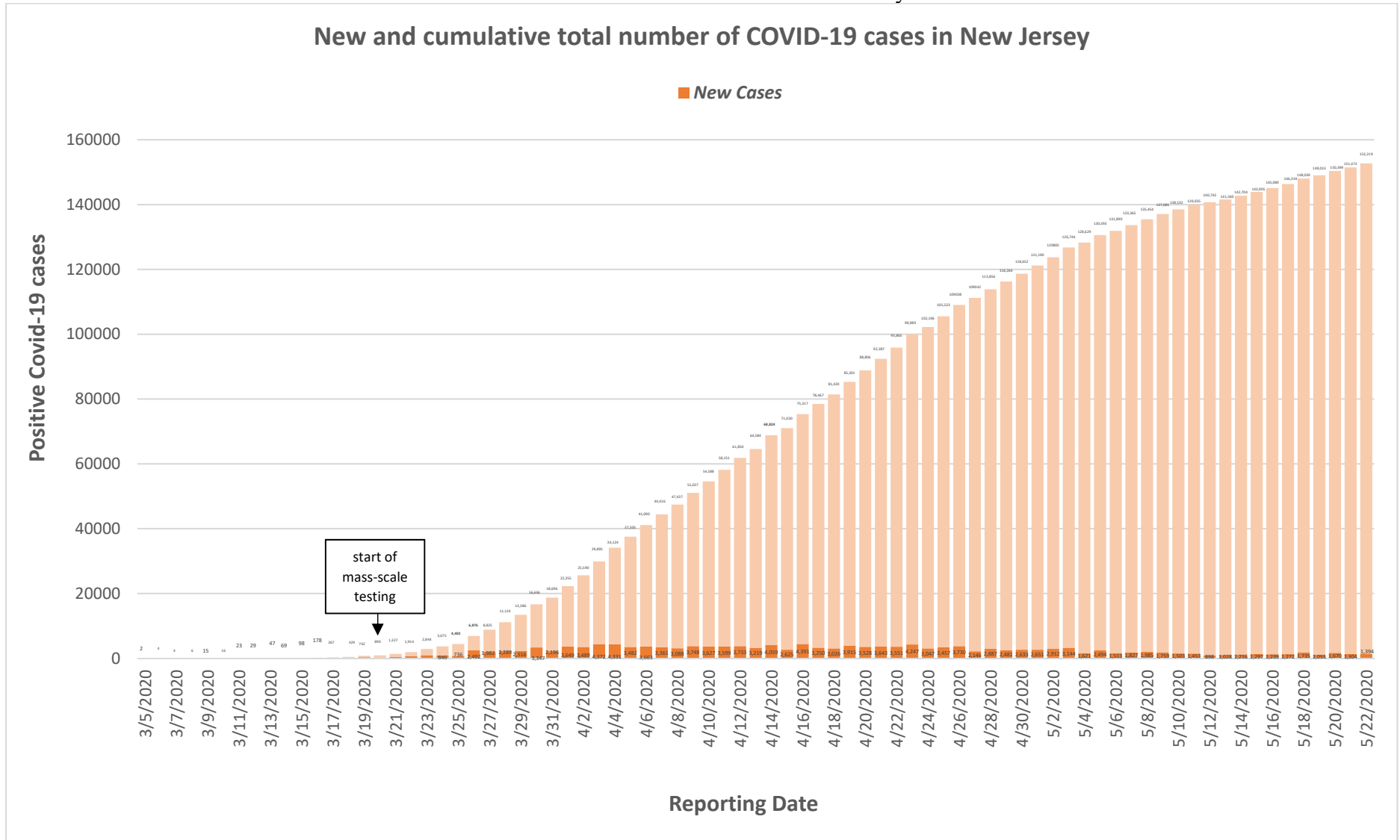
New Jersey Department of Health
 COVID-19 Confirmed Case Summary

COVID-19 cases and deaths in New Jersey by Illness Onset Date, N=152,719

■ Total Cases ■ Deaths



New Jersey Department of Health
 COVID-19 Confirmed Case Summary

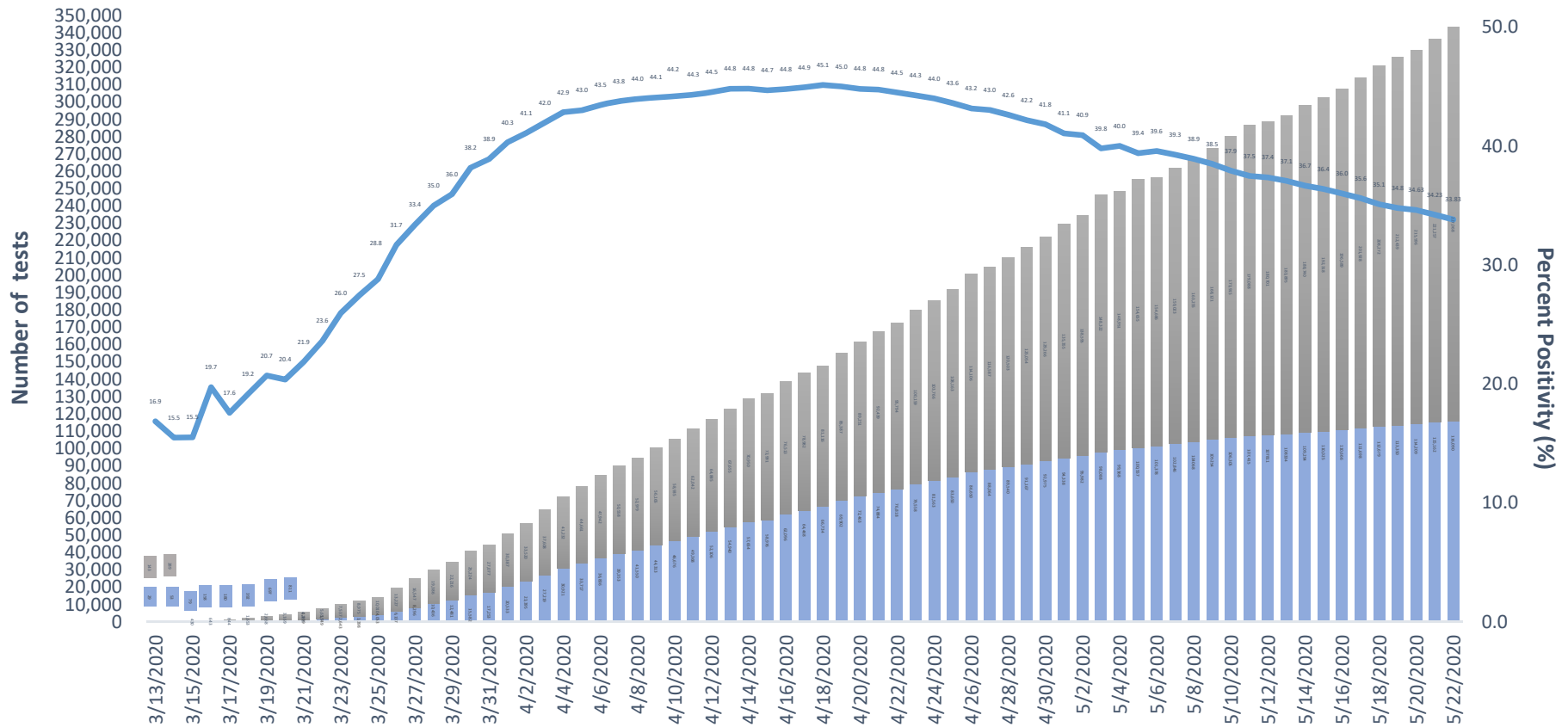


* If illness onset date was unknown then the earliest of the following dates are used from CDRSS: date of specimen collection, or case created date.

New Jersey Department of Health
 COVID-19 Confirmed Case Summary

COVID-19 Percent positivity reported by major laboratories*, New Jersey

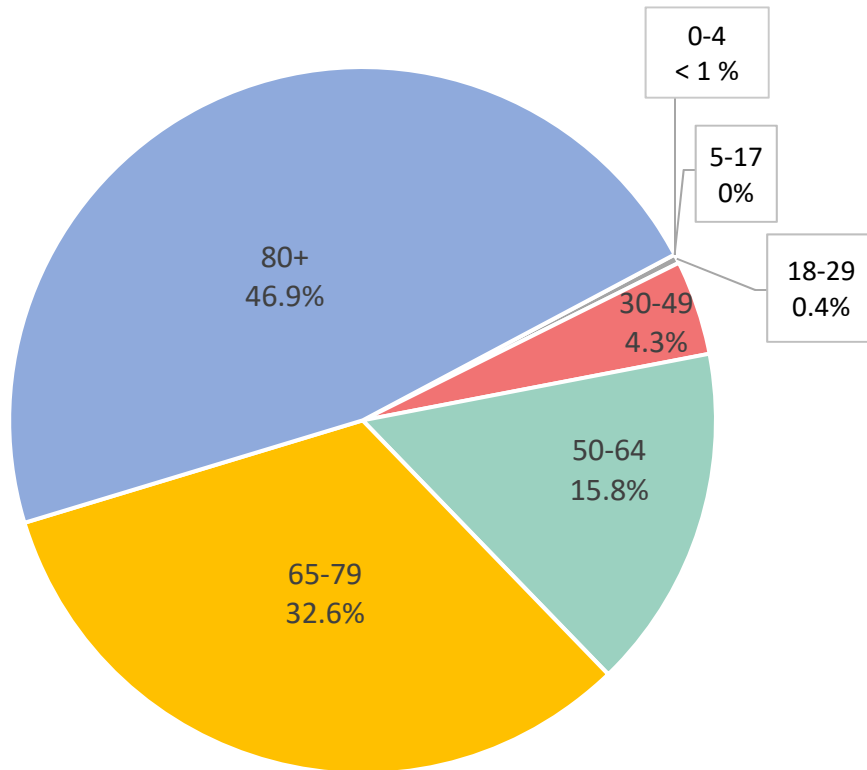
Cumulative Positive Not Positive %Positive



* Major laboratories test results are received via electronic laboratory reporting. These laboratories include Bioreference Laboratory, Genesis Laboratory Management, Hackensack University Medical Center, LabCorp, Medical Diagnostics Laboratories, NJPHL, NY State, Quest Diagnostics .

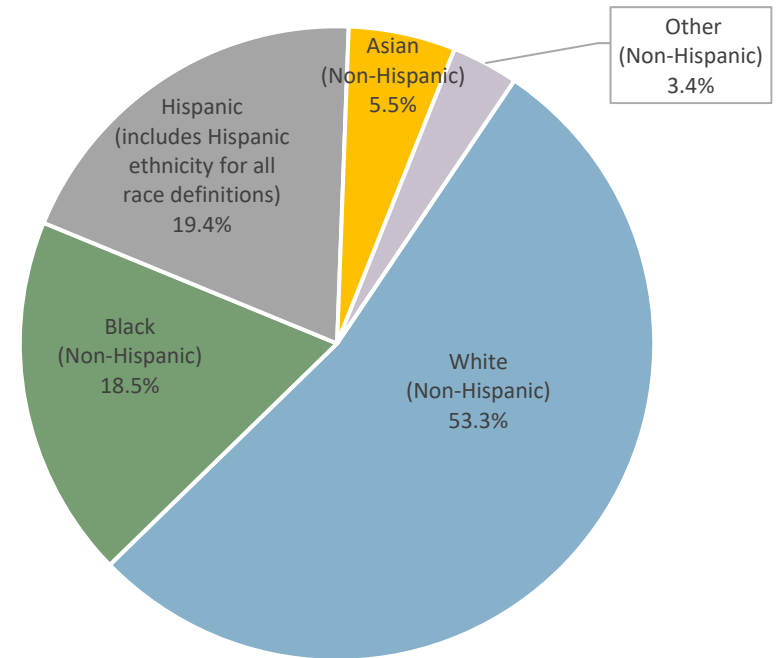
New Jersey Department of Health
 COVID-19 Confirmed Case Summary

Lab-confirmed COVID-associated deaths by age group
 (N=10,979*)



* Age is unknown for 6 (< 1%) of the lab-confirmed COVID associated deaths.

Lab-confirmed COVID-associated deaths by Race/Ethnicity
 (N=10,628*)



* Race/Ethnicity is unknown for 357 (3.2%) of the lab-confirmed COVID associated deaths. White, Black/African American, Asian, and Other groups include those with No or Unknown responses to the Hispanic/Latino question. Other includes Native Hawaiian or Other Pacific Islander, Other and people who identify with more than one race.