



New Jersey Department of Health
 COVID-19 Confirmed Case Summary

This document is produced by the Communicable Disease Service and includes information known as of:

10:00 PM – May 24, 2020

*****Data are preliminary and subject to change*****

Data represent information available within the Communicable Disease Reporting and Surveillance System (CDRSS) from 2/5/2020 to 5/24/2020 at 10:00 PM and reflect a cumulative summary of laboratory confirmed COVID cases and deaths reported to NJDOH.

Number of Confirmed Cases	155,092	
Illness onset range (min and max) ¹	2/15/2020	5/24/2020
Deaths (Laboratory Confirmed)²	N§= 155092	Percent
	11144	7.2%
Cumulative Hospitalization³	N§= 63149	Percent
	16373	25.9%
Age Range (years)	N§= 154787	Percent
0 to 4	702	< 1%
5 to 17	2861	1.8%
18 to 29	19452	12.6%
30 to 49	49482	32.0%
50 to 64	44394	28.7%
65 to 79	22528	14.6%
80+	15368	9.9%
Age range in years (min and max)	< 1	108
Mean Age	51.88	
Median Age	51.67	
Gender	N§= 155092	Percent
Female	77626	50.1%
Male	76671	49.4%
Unknown	790	0.5%
Race/Ethnicity⁴	N§= 83995	Percent
White (non-Hispanic)	30114	35.9%
Hispanic (which includes Hispanic ethnicity for all race definitions)	25258	30.1%
Black (non-Hispanic)	14693	17.5%
Other (non-Hispanic)	9694	11.5%
Asian (non-Hispanic)	4236	5.0%

[§] N is equal to cases with **available** information

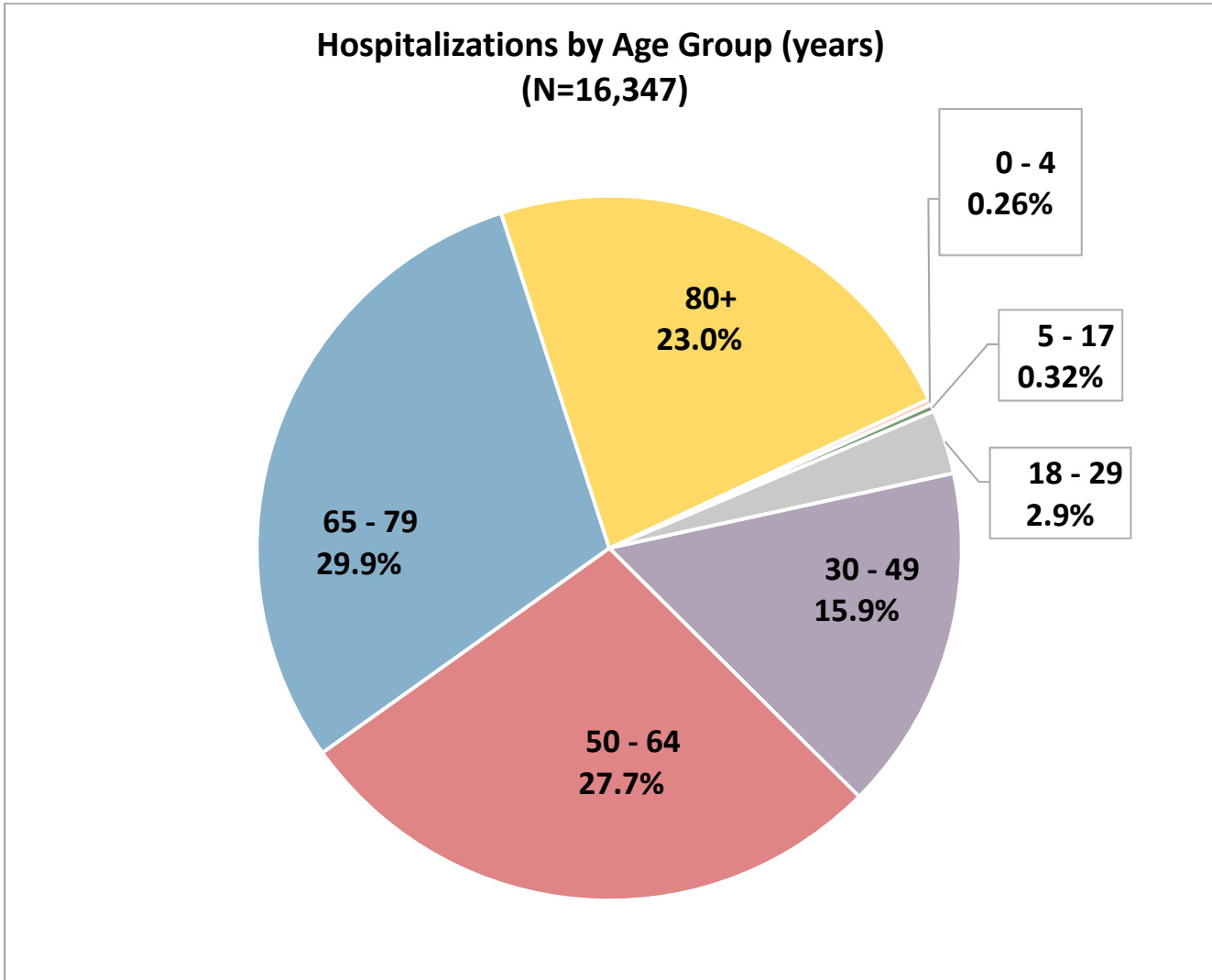
¹ If illness onset date was unknown then the earliest of the following dates are used from CDRSS: date of specimen collection, or case created date.

² All deaths are lab-confirmed.

³ Cumulative number of laboratory-confirmed COVID-19 cases with known hospitalization status. **This number does not reflect individuals currently hospitalized.**

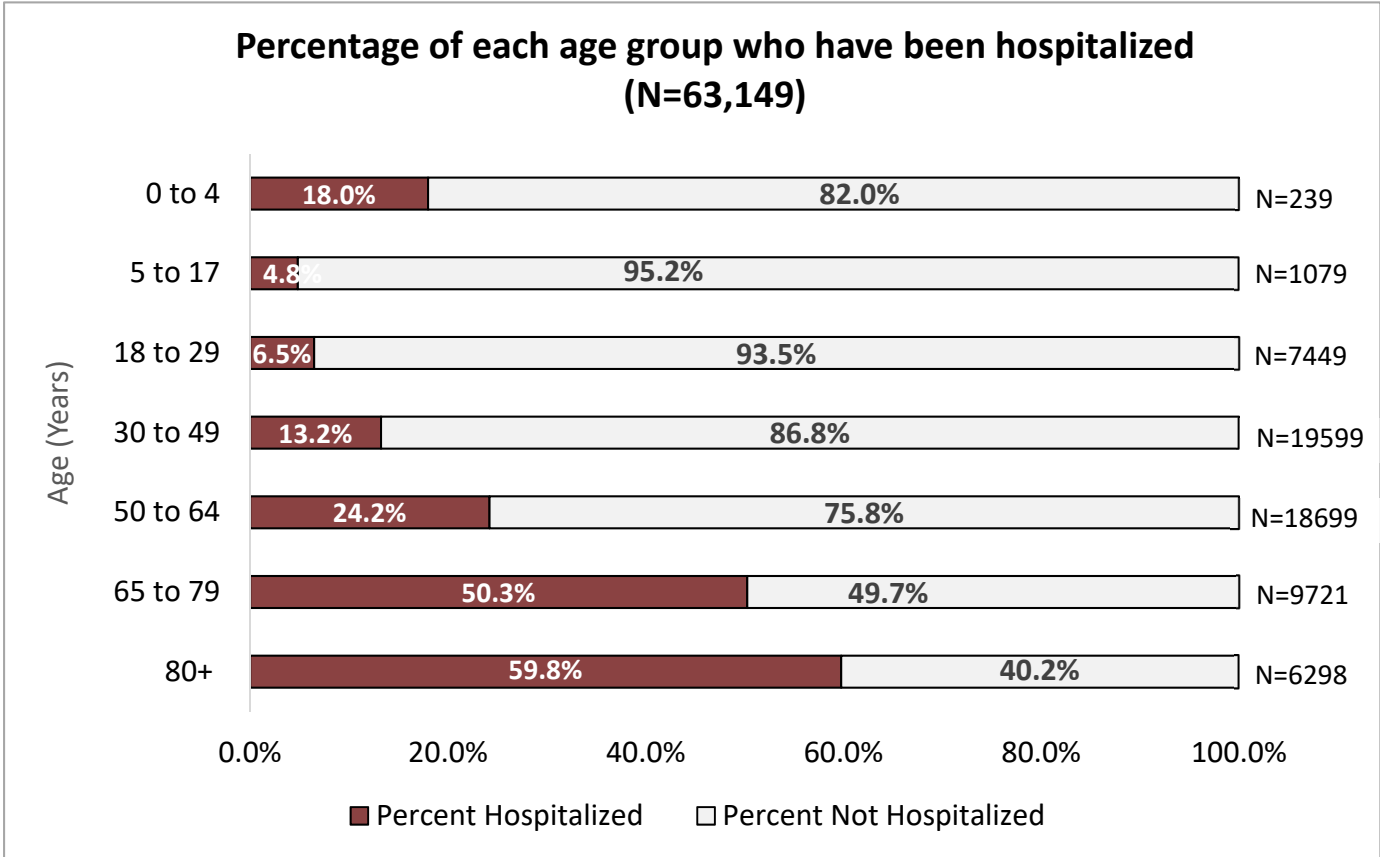
⁴ Race/Ethnicity: the White, Black/African American, Asian, and Other groups include those with No or Unknown responses to the Hispanic/Latino question. Other includes Native Hawaiian or Other Pacific Islander, American Indian or Alaska Native, Other and people who identify with more than one race.

New Jersey Department of Health
 COVID-19 Confirmed Case Summary



This chart shows the percentage of all cases who we know were hospitalized broken down by age group. For example, those in age groups less than 30 years old make up only a small percentage of all who have been hospitalized.

New Jersey Department of Health
 COVID-19 Confirmed Case Summary

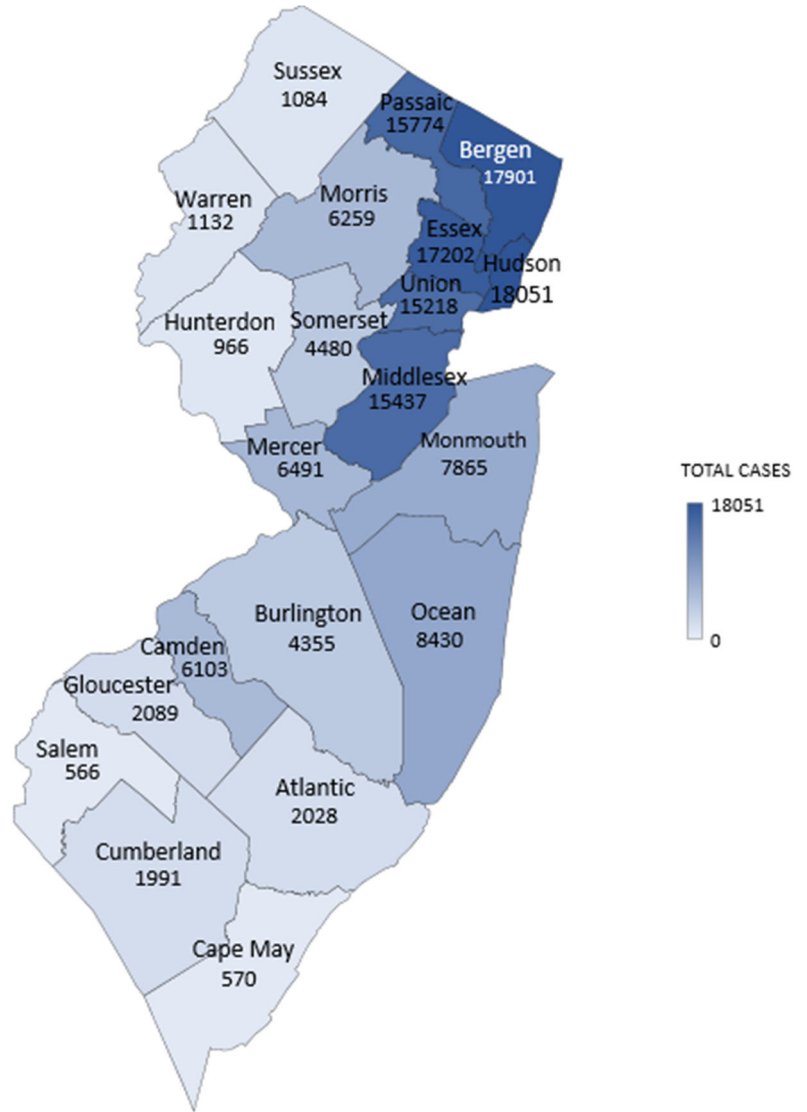


This chart shows the percentage of cases within each age group (for whom we have data) who have been hospitalized. For example, it shows that older adults are much more likely to be hospitalized compared to younger age groups.

New Jersey Department of Health
 COVID-19 Confirmed Case Summary

Cases by County

COUNTY	TOTAL CASES
ATLANTIC	2028
BERGEN	17901
BURLINGTON	4355
CAMDEN	6103
CAPE MAY	570
CUMBERLAND	1991
ESSEX	17202
GLOUCESTER	2089
HUDSON	18051
HUNTERDON	966
MERCER	6491
MIDDLESEX	15437
MONMOUTH	7865
MORRIS	6259
OCEAN	8430
PASSAIC	15774
SALEM	566
SOMERSET	4480
SUSSEX	1084
UNION	15218
WARREN	1132
UNKNOWN	1100
TOTAL	155092

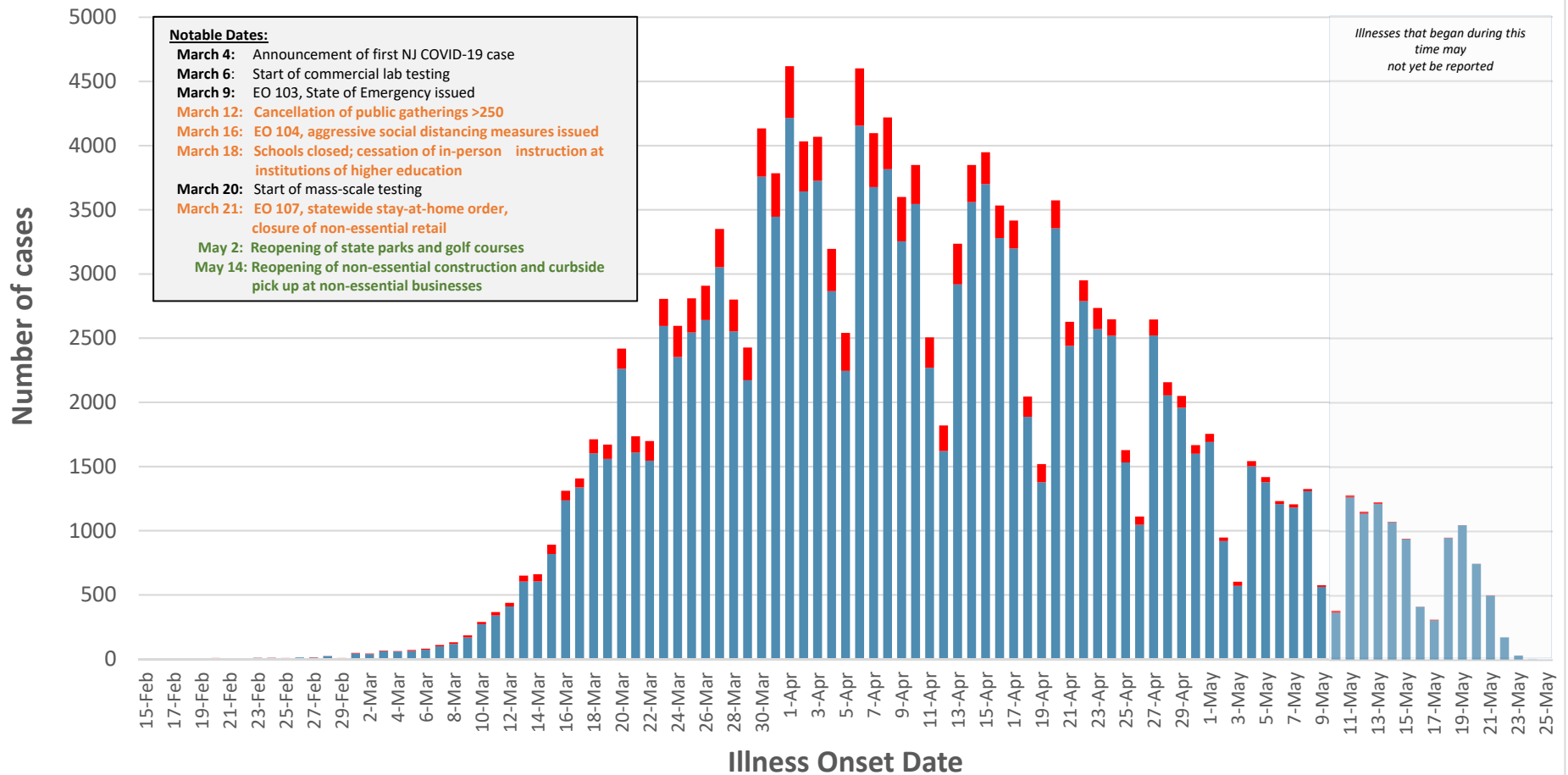


* County information reflects most updated information in CDRSS.

New Jersey Department of Health
 COVID-19 Confirmed Case Summary

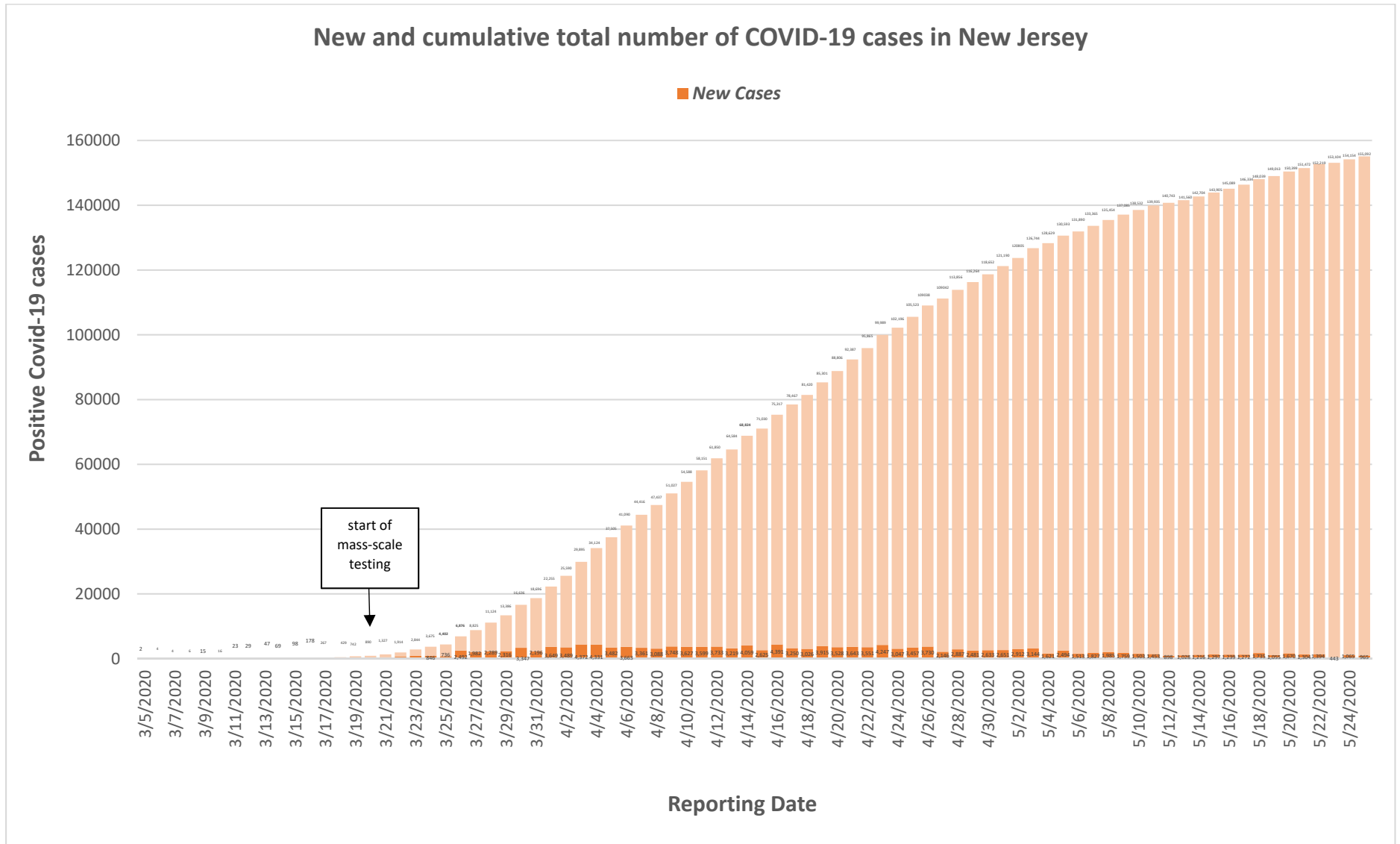
COVID-19 cases and deaths in New Jersey by Illness Onset Date, N=155,092

■ Total Cases ■ Deaths



* If illness onset date was unknown then the earliest of the following dates are used from CDRSS: date of specimen collection, or case created date.

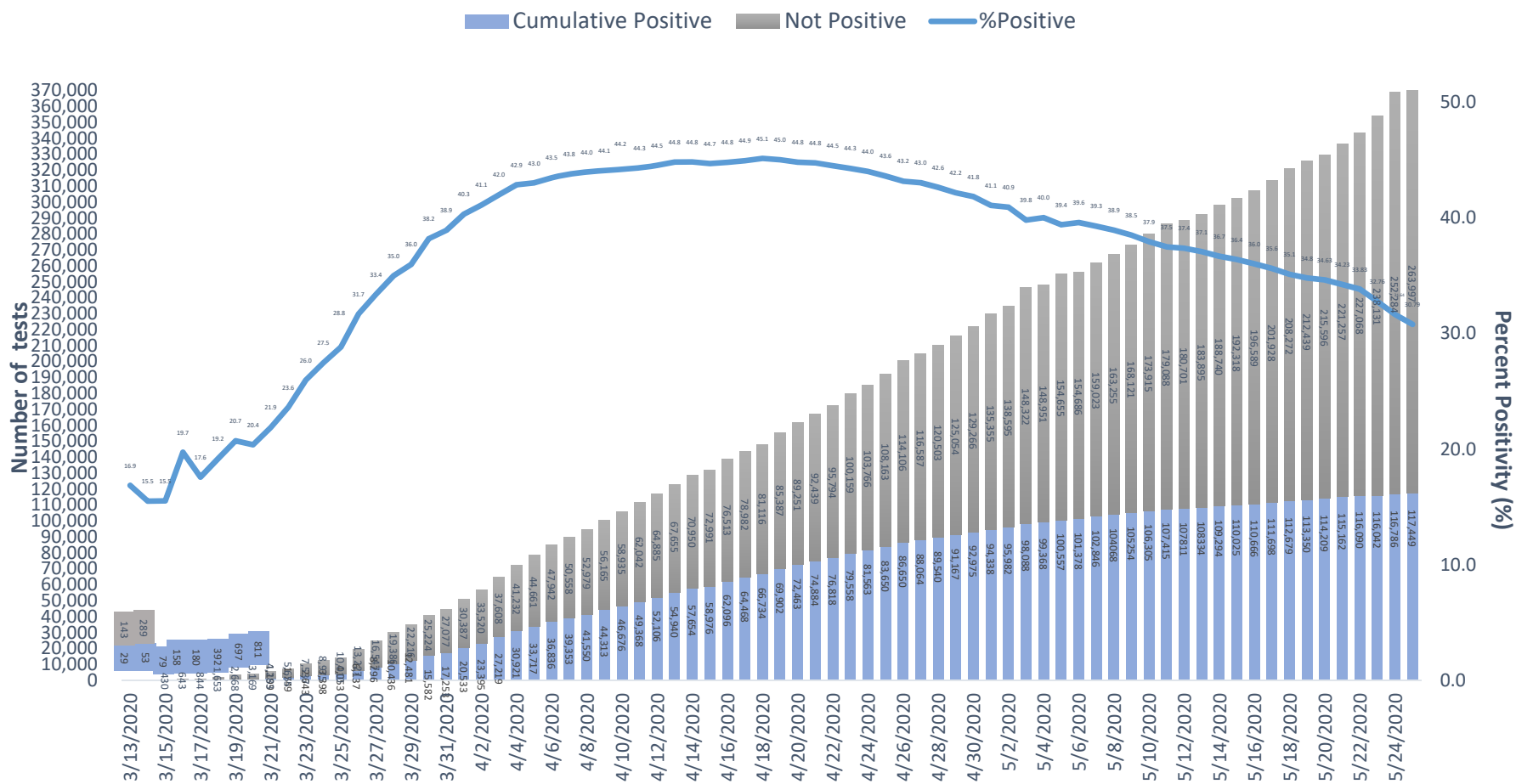
New Jersey Department of Health
 COVID-19 Confirmed Case Summary





New Jersey Department of Health COVID-19 Confirmed Case Summary

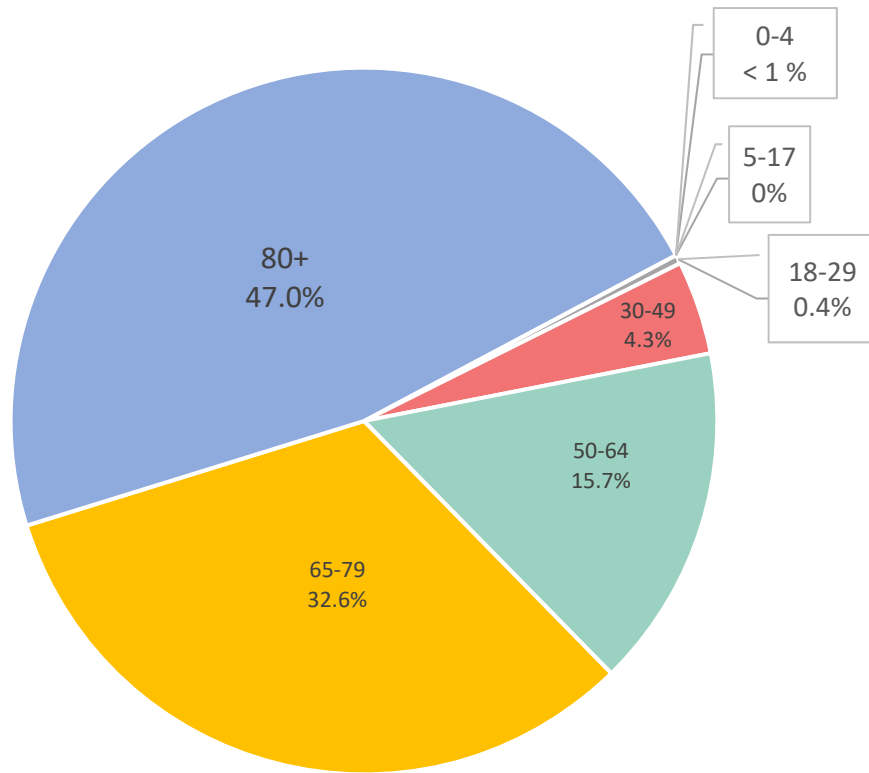
COVID-19 Percent positivity reported by major laboratories*, New Jersey



* Major laboratories test results are received via electronic laboratory reporting. These laboratories include Bioreference Laboratory, Genesis Laboratory Management, Hackensack University Medical Center, LabCorp, Medical Diagnostics Laboratories, NJPHL, NY State, Quest Diagnostics .

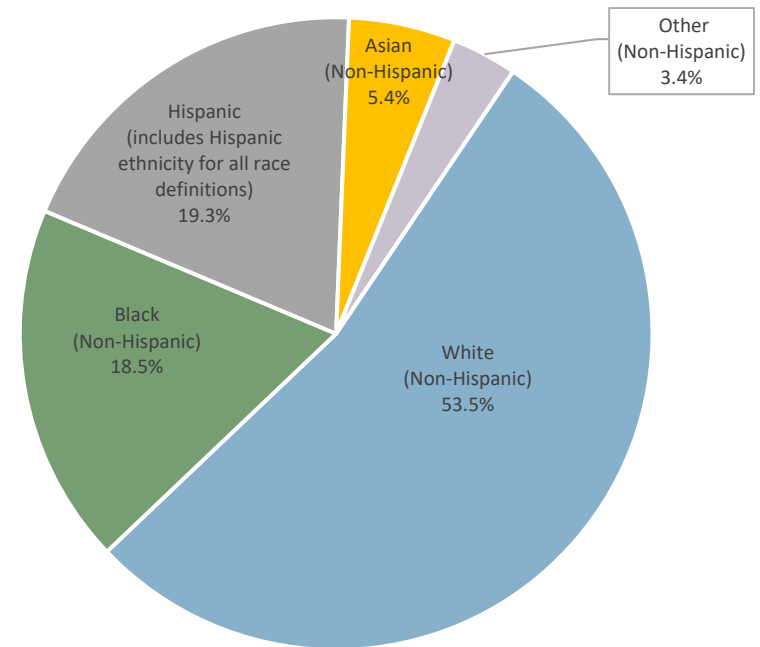
New Jersey Department of Health
 COVID-19 Confirmed Case Summary

Lab-confirmed COVID-associated deaths by age group
 (N=11,139*)



* Age is unknown for 5 (< 1%) of the lab-confirmed COVID associated deaths.

Lab-confirmed COVID-associated deaths by Race/Ethnicity
 (N=10,774*)



* Race/Ethnicity is unknown for 359 (3.2%) of the lab-confirmed COVID associated deaths. White, Black/African American, Asian, and Other groups include those with No or Unknown responses to the Hispanic/Latino question. Other includes Native Hawaiian or Other Pacific Islander, Other and people who identify with more than one race.