



New Jersey Department of Health
 COVID-19 Confirmed Case Summary

This document is produced by the Communicable Disease Service and includes information known as of:

10:00 PM – May 26, 2020

*****Data are preliminary and subject to change*****

Data represent information available within the Communicable Disease Reporting and Surveillance System (CDRSS) from 2/5/2020 to 5/26/2020 at 10:00 PM and reflect a cumulative summary of laboratory confirmed COVID cases and deaths reported to NJDOH.

Number of Confirmed Cases	156628	
Illness onset range (min and max) ¹	2/15/2020	5/26/2020
Deaths (Laboratory Confirmed)²	N_s= 156628	Percent
	11339	7.2%
Cumulative Hospitalization³	N_s= 64389	Percent
	16597	25.8%
Age Range (years)	N_s= 156318	Percent
0 to 4	709	< 1%
5 to 17	2911	1.9%
18 to 29	19686	12.6%
30 to 49	49984	32.0%
50 to 64	44740	28.6%
65 to 79	22724	14.5%
80+	15564	10.0%
Age range in years (min and max)	< 1	108
Mean Age	51.87	
Median Age	51.58	
Gender	N_s= 156628	Percent
Female	78371	50.0%
Male	77416	49.4%
Unknown	841	0.5%
Race/Ethnicity⁴	N_s= 85541	Percent
White (non-Hispanic)	30504	35.7%
Hispanic (which includes Hispanic ethnicity for all race definitions)	25657	30.0%
Black (non-Hispanic)	14898	17.4%
Other (non-Hispanic)	10188	11.9%
Asian (non-Hispanic)	4294	5.0%

⁵ N is equal to cases with **available** information.

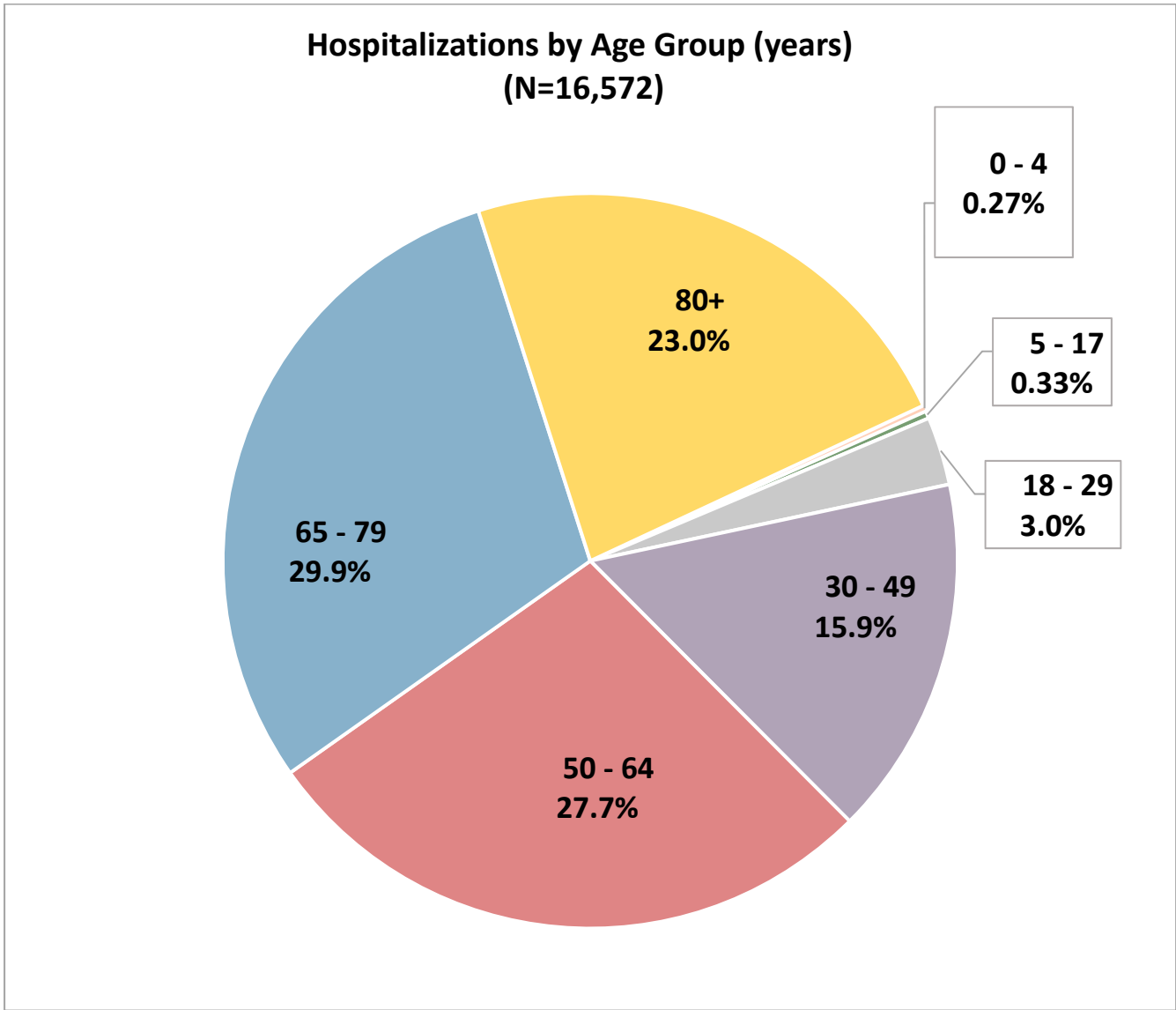
¹ If illness onset date was unknown then the earliest of the following dates are used from CDRSS: date of specimen collection, or case created date.

² All deaths are lab-confirmed.

³ Cumulative number of laboratory-confirmed COVID-19 cases with known hospitalization status. **This number does not reflect individuals currently hospitalized.**

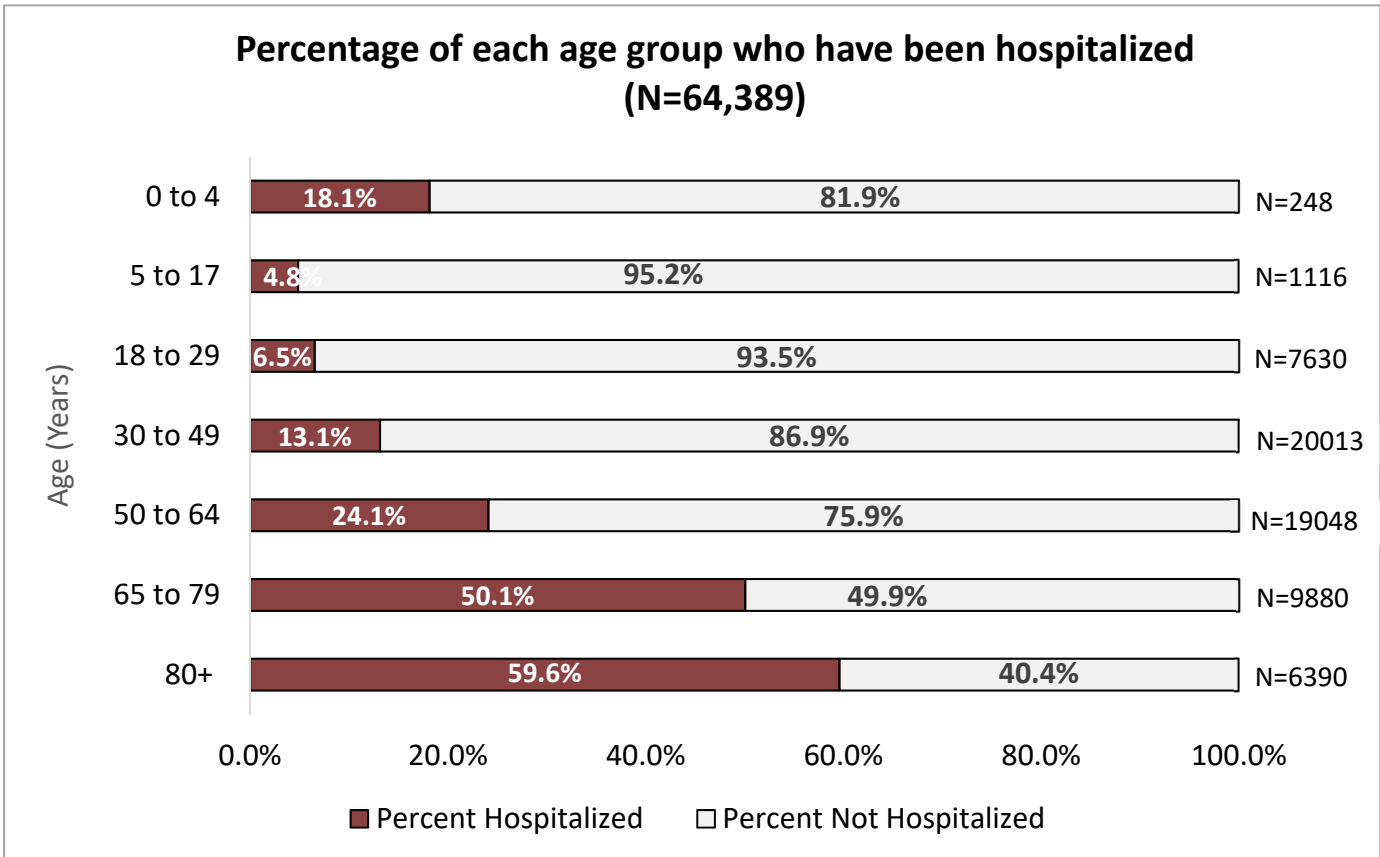
⁴ Race/Ethnicity: the White, Black/African American, Asian, and Other groups include those with No or Unknown responses to the Hispanic/Latino question. Other includes Native Hawaiian or Other Pacific Islander, American Indian or Alaska Native, Other and people who identify with more than one race.

New Jersey Department of Health
 COVID-19 Confirmed Case Summary



This chart shows the percentage of all cases who we know were hospitalized broken down by age group. For example, those in age groups less than 30 years old make up only a small percentage of all who have been hospitalized.

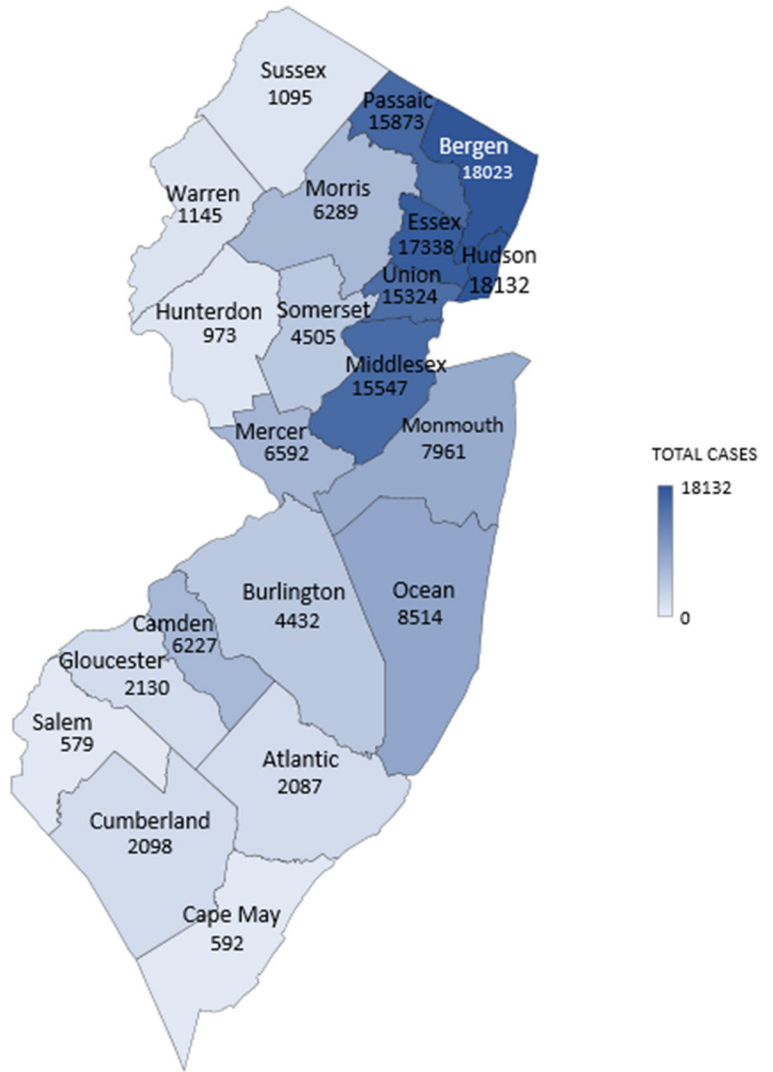
New Jersey Department of Health
 COVID-19 Confirmed Case Summary



This chart shows the percentage of cases within each age group (for whom we have data) who have been hospitalized. For example, it shows that older adults are much more likely to be hospitalized compared to younger age groups.

New Jersey Department of Health
 COVID-19 Confirmed Case Summary
Cases by County

COUNTY	TOTAL CASES
ATLANTIC	2087
BERGEN	18023
BURLINGTON	4432
CAMDEN	6227
CAPE MAY	592
CUMBERLAND	2098
ESSEX	17338
GLOUCESTER	2130
HUDSON	18132
HUNTERDON	973
MERCER	6592
MIDDLESEX	15547
MONMOUTH	7961
MORRIS	6289
OCEAN	8514
PASSAIC	15873
SALEM	579
SOMERSET	4505
SUSSEX	1095
UNION	15324
WARREN	1145
UNKNOWN	1172
TOTAL	156628

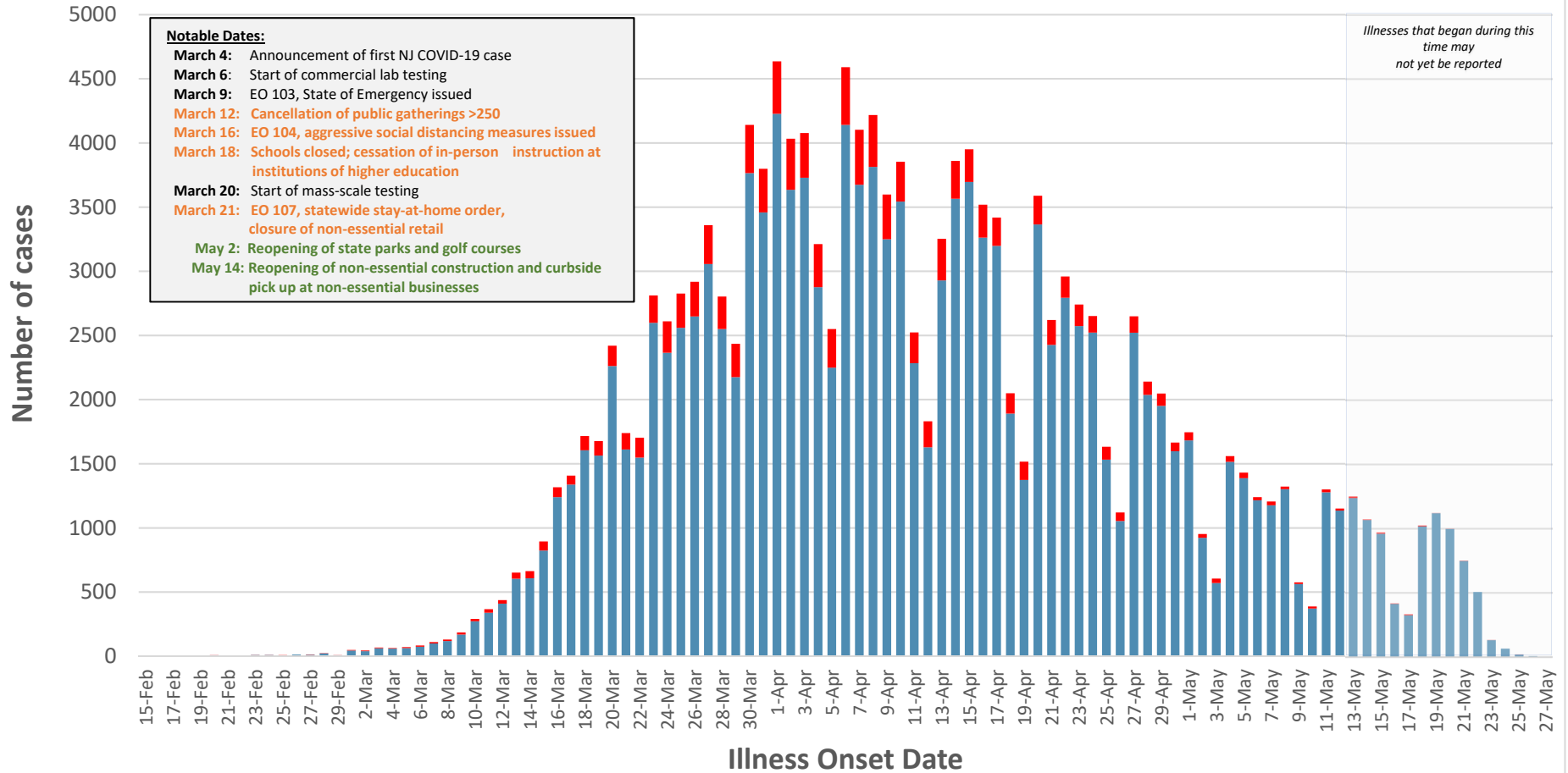


* County information reflects most updated information in CDRSS.

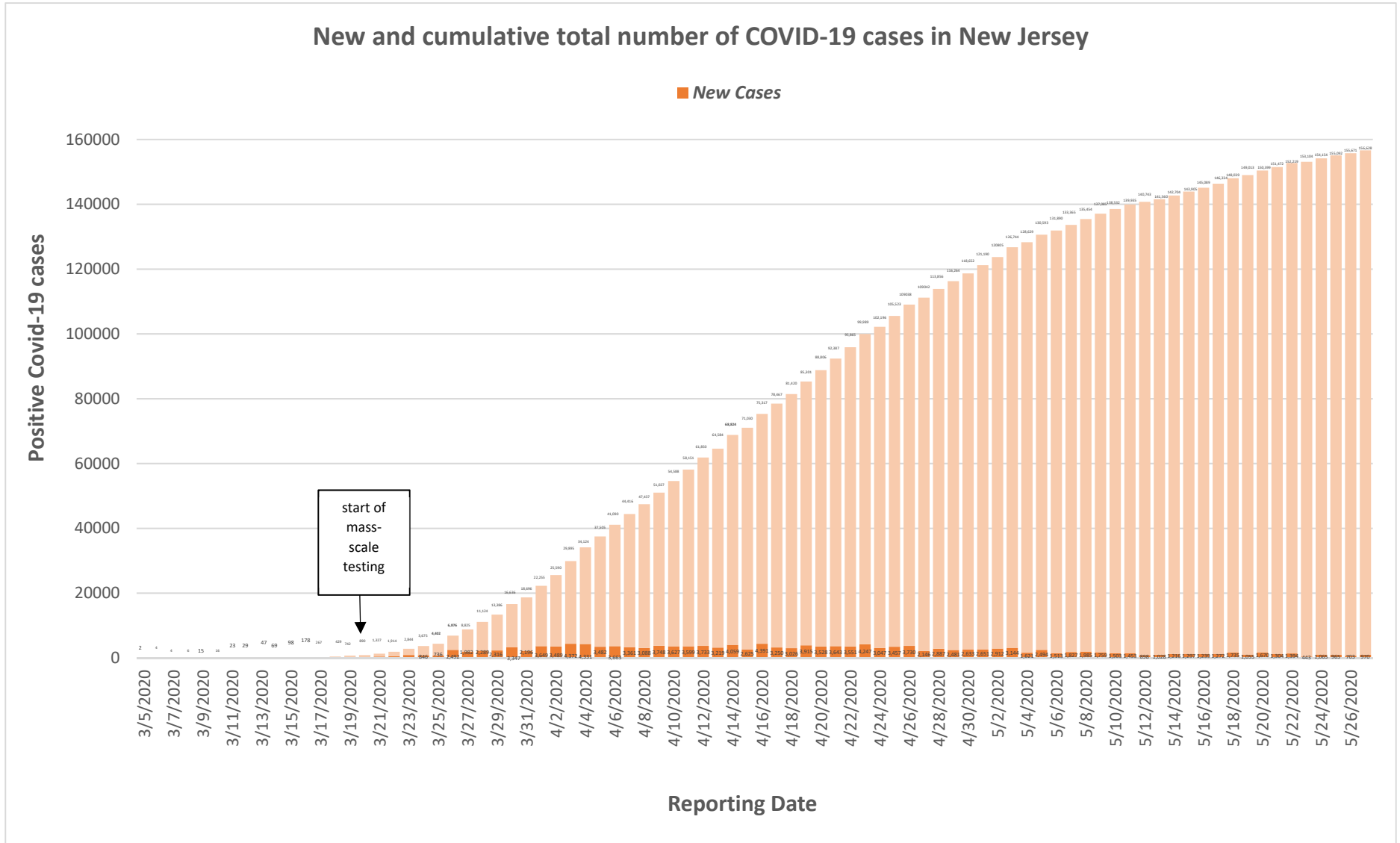
New Jersey Department of Health
 COVID-19 Confirmed Case Summary

COVID-19 cases and deaths in New Jersey by Illness Onset Date, N=156,628

■ Total Cases ■ Deaths



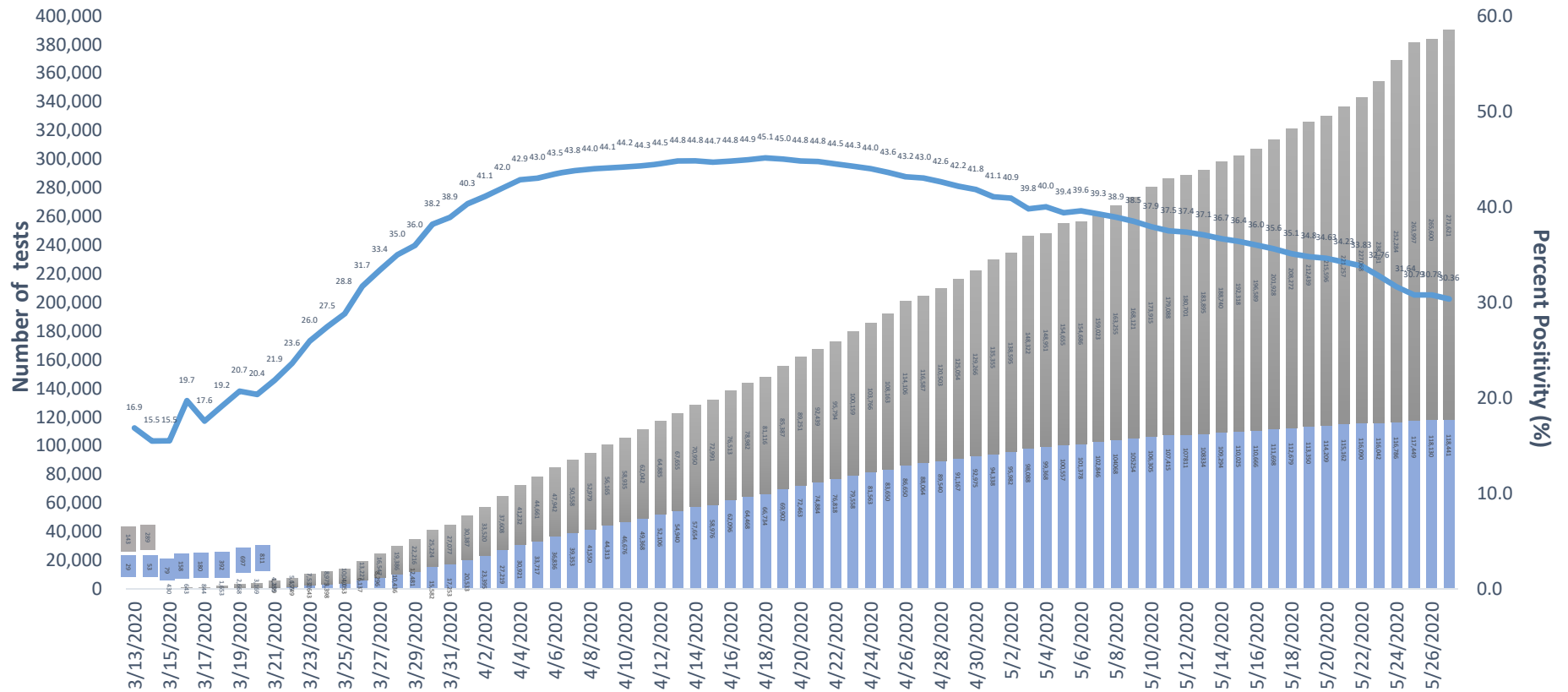
New Jersey Department of Health
 COVID-19 Confirmed Case Summary



New Jersey Department of Health
 COVID-19 Confirmed Case Summary

COVID-19 Percent positivity reported by major laboratories*, New Jersey

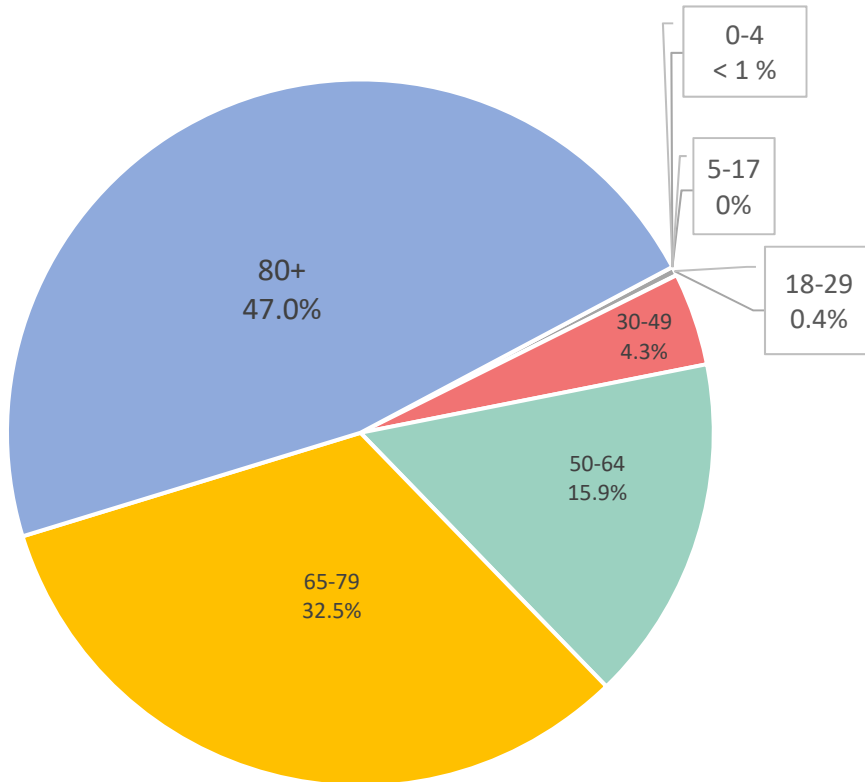
Cumulative Positive Not Positive %Positive



* Major laboratories test results are received via electronic laboratory reporting. These laboratories include Bioreference Laboratory, Genesis Laboratory Management, Hackensack University Medical Center, LabCorp, Medical Diagnostics Laboratories, NJPHL, NY State, Quest Diagnostics.

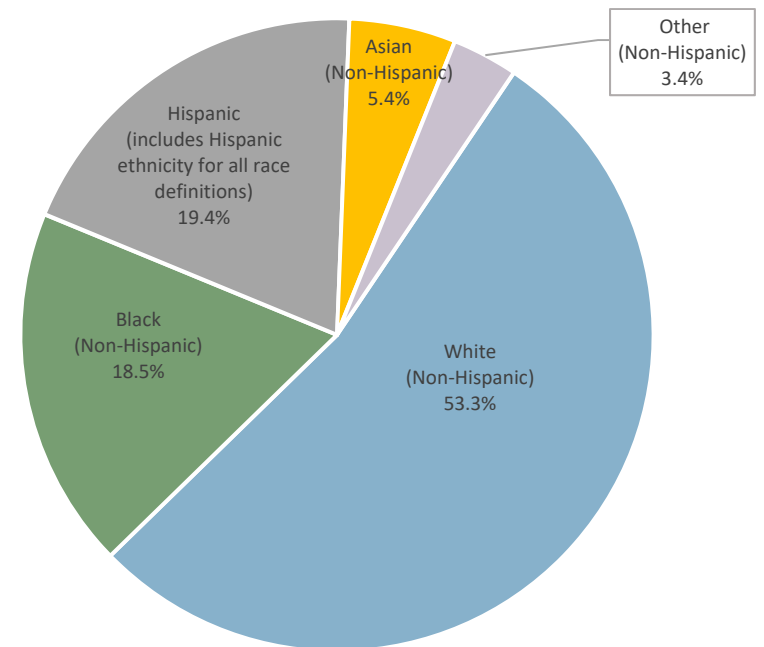
New Jersey Department of Health
 COVID-19 Confirmed Case Summary

Lab-confirmed COVID-associated deaths by age group
 (N=11,334*)



* Age is unknown for 5 (< 1%) of the lab-confirmed COVID associated deaths.

Lab-confirmed COVID-associated deaths by Race/Ethnicity
 (N=10,955*)



* Race/Ethnicity is unknown for 384 (3.4%) of the lab-confirmed COVID associated deaths. White, Black/African American, Asian, and Other groups include those with No or Unknown responses to the Hispanic/Latino question. Other includes Native Hawaiian or Other Pacific Islander , Other and people who identify with more than one race.