



New Jersey Department of Health  
 COVID-19 Confirmed Case Summary

This document is produced by the Communicable Disease Service and includes information known as of:

**10:00 PM – May 29, 2020**

**\*\*\*Data are preliminary and subject to change\*\*\***

Data represent information available within the Communicable Disease Reporting and Surveillance System (CDRSS) from 2/5/2020 to 5/29/2020 at 10:00 PM and reflect a cumulative summary of laboratory confirmed COVID cases and deaths reported to NJDOH.

Number of Confirmed Cases	159608	
Illness onset range (min and max) <sup>1</sup>	2/15/2020	5/29/2020
<b>Deaths (Laboratory Confirmed)<sup>2</sup></b>	<b>N§= 159608</b>	<b>Percent</b>
	11634	7.3%
<b>Cumulative Hospitalization<sup>3</sup></b>	<b>N§= 67286</b>	<b>Percent</b>
	17121	25.4%
<b>Age Range (years)</b>	<b>N§= 159295</b>	<b>Percent</b>
0 to 4	735	< 1%
5 to 17	3023	1.9%
18 to 29	20180	12.7%
30 to 49	50861	31.9%
50 to 64	45507	28.6%
65 to 79	23069	14.5%
80+	15920	10.0%
Age range in years (min and max)	< 1	108
Mean Age	51.83	
Median Age	51.58	
<b>Gender</b>	<b>N§= 159608</b>	<b>Percent</b>
Female	79991	50.1%
Male	78693	49.3%
Unknown	917	0.6%
<b>Race/Ethnicity<sup>4</sup></b>	<b>N§= 88368</b>	<b>Percent</b>
White (non-Hispanic)	31403	35.5%
Hispanic (which includes Hispanic ethnicity for all race definitions)	26611	30.1%
Black (non-Hispanic)	15301	17.3%
Asian (non-Hispanic)	4472	5.1%
Other (non-Hispanic)	10581	12.0%

<sup>§</sup> N is equal to cases with **available** information.

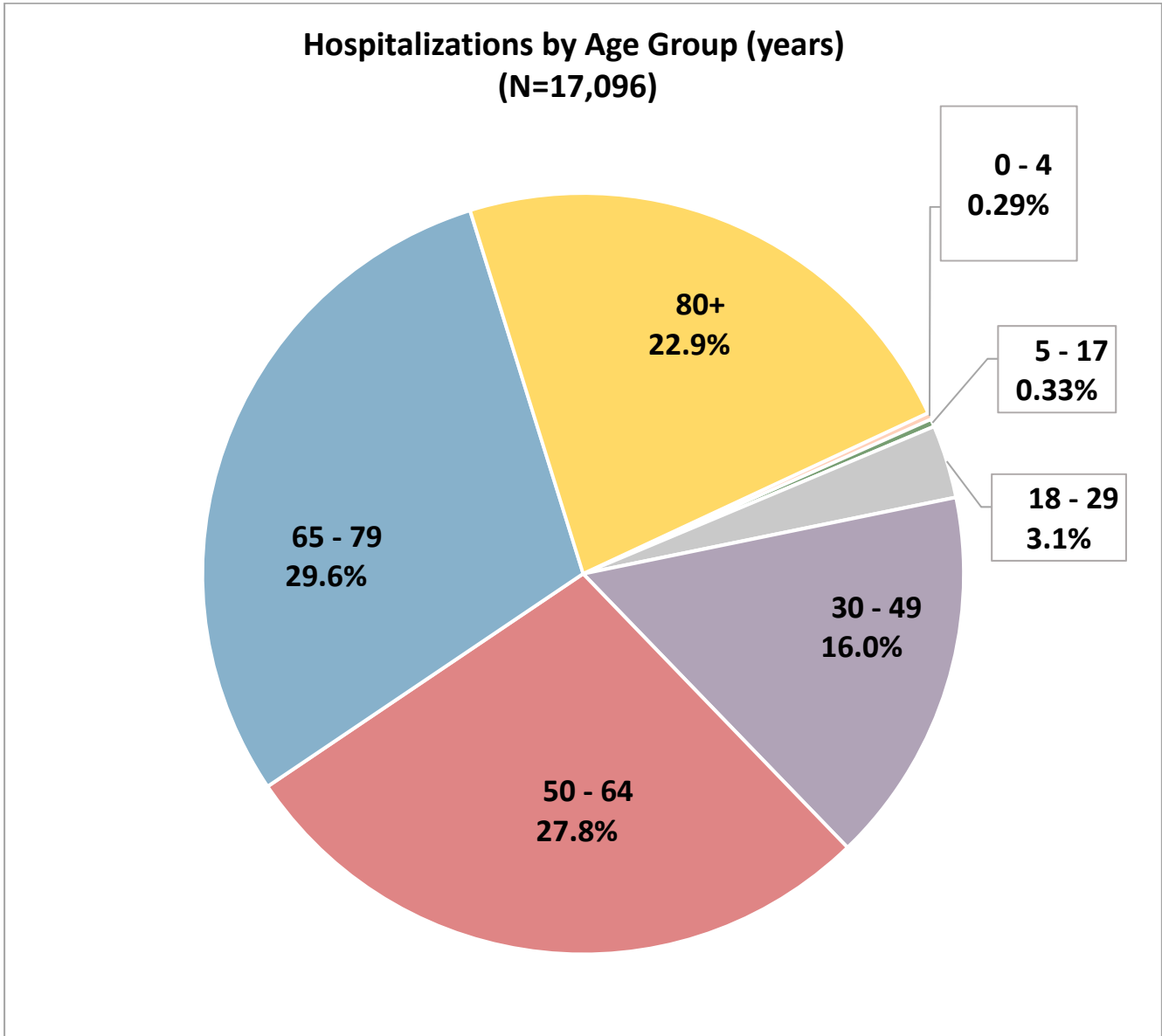
<sup>1</sup> If illness onset date was unknown then the earliest of the following dates are used from CDRSS: date of specimen collection, or case created date.

<sup>2</sup> All deaths are lab-confirmed.

<sup>3</sup> Cumulative number of laboratory-confirmed COVID-19 cases with known hospitalization status. **This number does not reflect individuals currently hospitalized.**

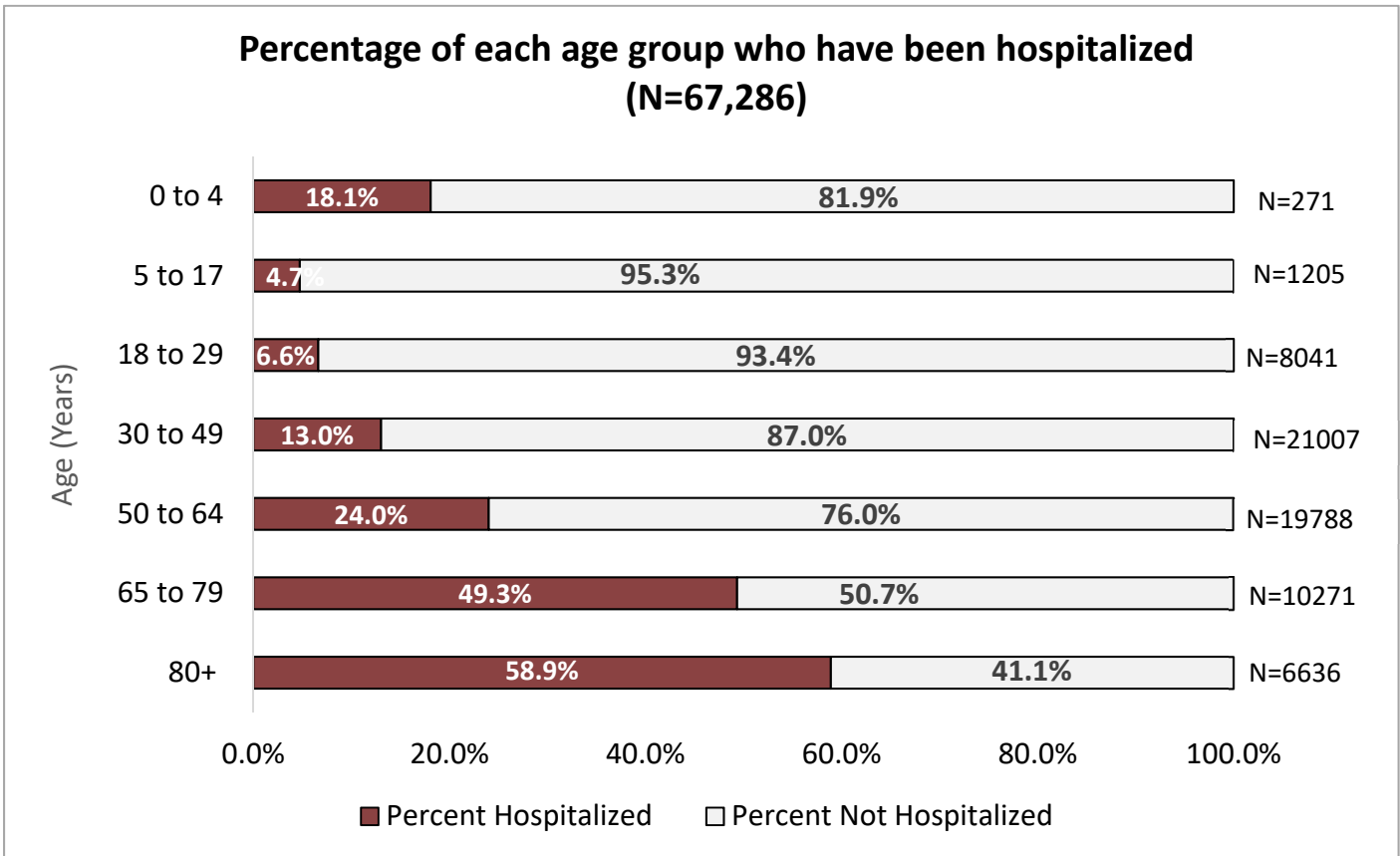
<sup>4</sup> Race/Ethnicity: the White, Black/African American, Asian, and Other groups include those with No or Unknown responses to the Hispanic/Latino question. Other includes Native Hawaiian or Other Pacific Islander, American Indian or Alaska Native, Other and people who identify with more than one race.

New Jersey Department of Health  
 COVID-19 Confirmed Case Summary



This chart shows the percentage of all cases who we know were hospitalized broken down by age group. For example, those in age groups less than 30 years old make up only a small percentage of all who have been hospitalized.

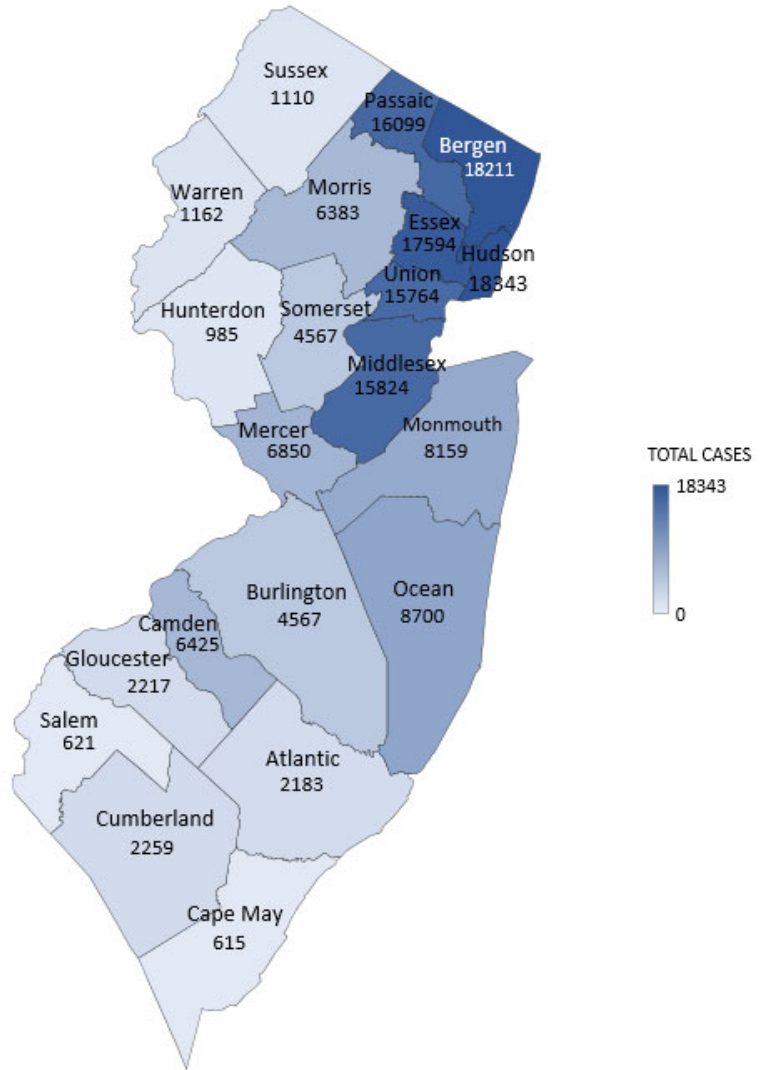
New Jersey Department of Health  
 COVID-19 Confirmed Case Summary



This chart shows the percentage of cases within each age group (for whom we have data) who have been hospitalized. For example, it shows that older adults are much more likely to be hospitalized compared to younger age groups.

New Jersey Department of Health  
 COVID-19 Confirmed Case Summary  
**Cases by County**

COUNTY	TOTAL CASES
ATLANTIC	2183
BERGEN	18211
BURLINGTON	4567
CAMDEN	6425
CAPE MAY	615
CUMBERLAND	2259
ESSEX	17594
GLOUCESTER	2217
HUDSON	18343
HUNTERDON	985
MERCER	6850
MIDDLESEX	15824
MONMOUTH	8159
MORRIS	6383
OCEAN	8700
PASSAIC	16099
SALEM	621
SOMERSET	4567
SUSSEX	1110
UNION	15764
WARREN	1162
UNKNOWN	970
<b>TOTAL</b>	<b>159608</b>

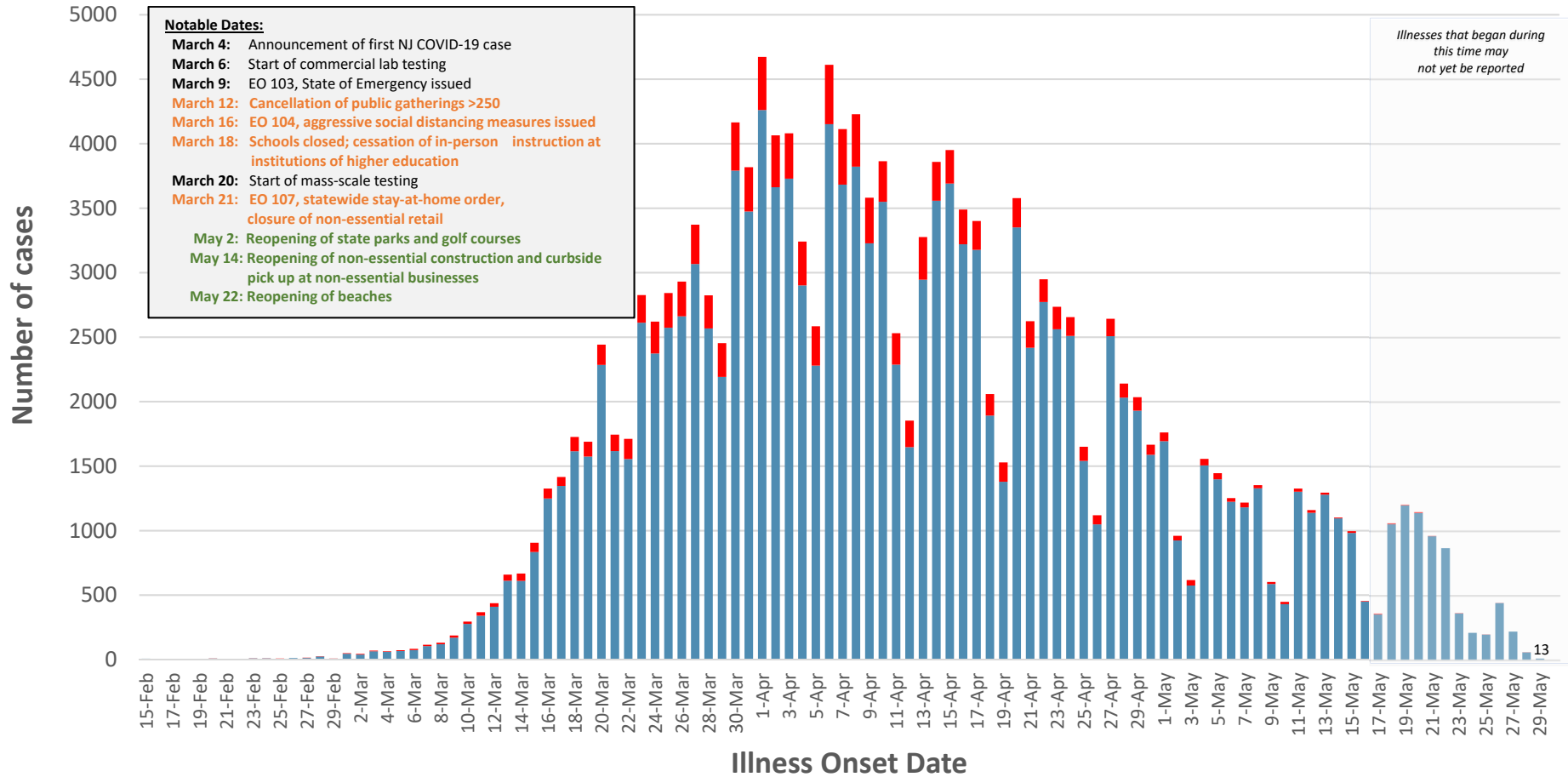


\* County information reflects most updated information in CDRSS.

New Jersey Department of Health  
 COVID-19 Confirmed Case Summary

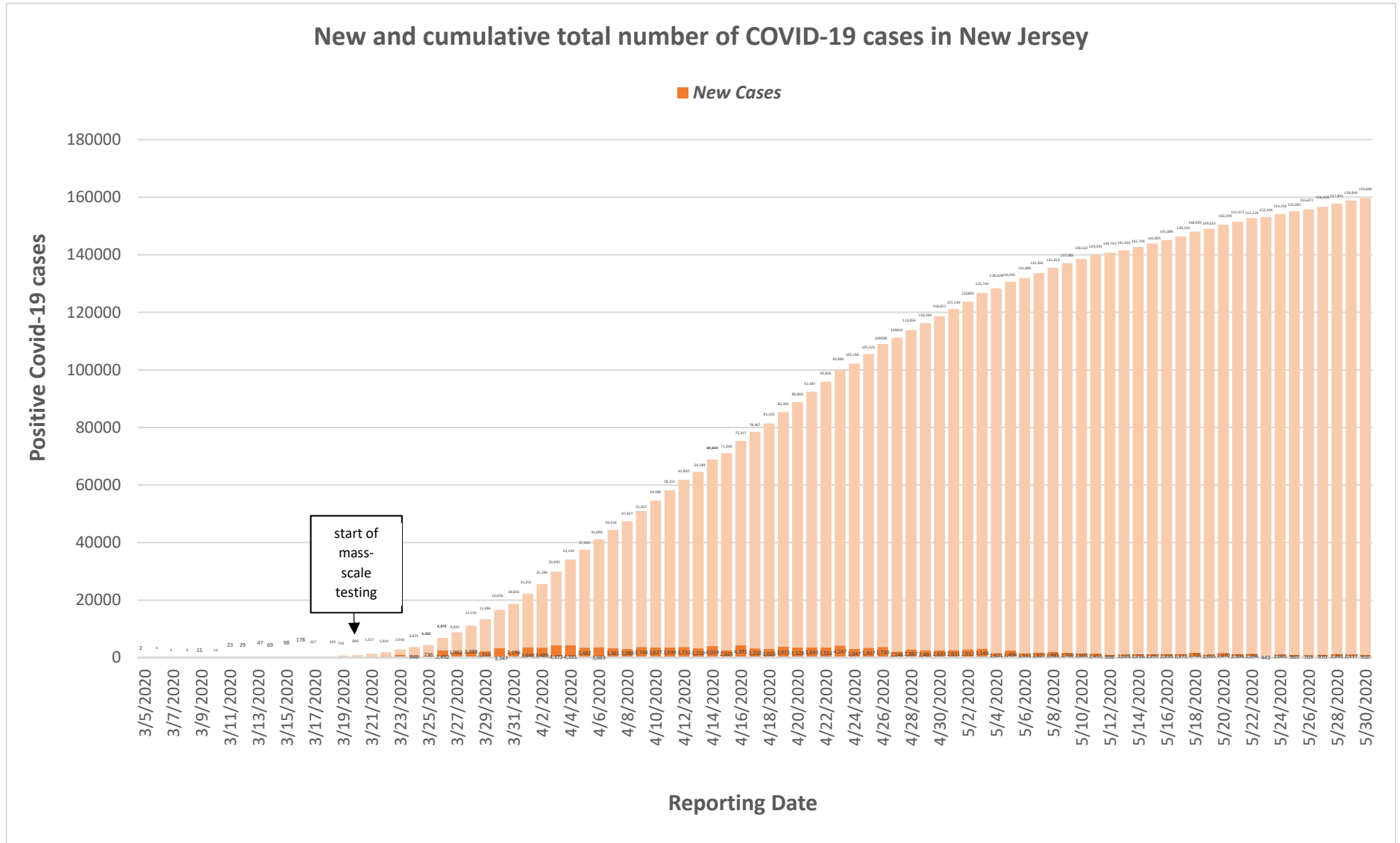
### COVID-19 cases and deaths in New Jersey by Illness Onset Date, N=159,608

■ Total Cases ■ Deaths



\* If illness onset date was unknown then the earliest of the following dates are used from CDRSS: date of specimen collection, or case created date.

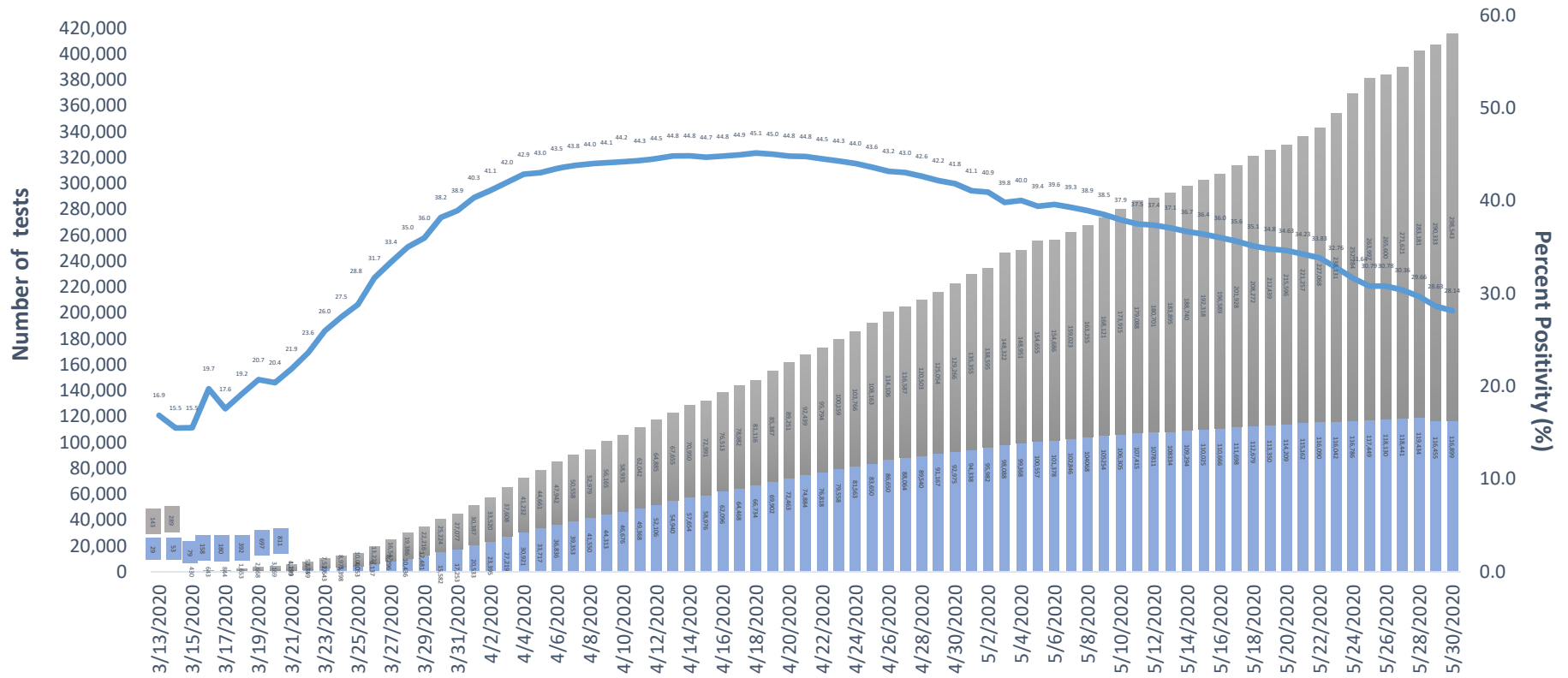
## New Jersey Department of Health COVID-19 Confirmed Case Summary



## New Jersey Department of Health COVID-19 Confirmed Case Summary

### COVID-19 Percent positivity reported by major laboratories\*, New Jersey

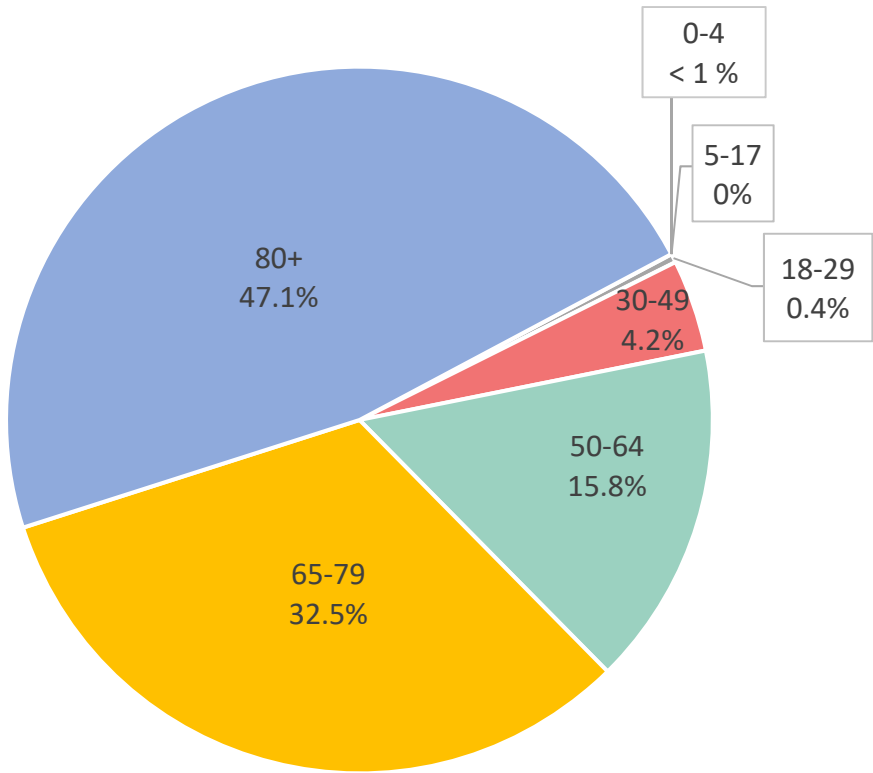
■ Cumulative Positive   
 ■ Not Positive   
 — %Positive



\* Major laboratories test results are received via electronic laboratory reporting. These laboratories include Bioreference Laboratory, Genesis Laboratory Management, Hackensack University Medical Center, LabCorp, Medical Diagnostics Laboratories, NJPHL, NY State, Quest Diagnostics.

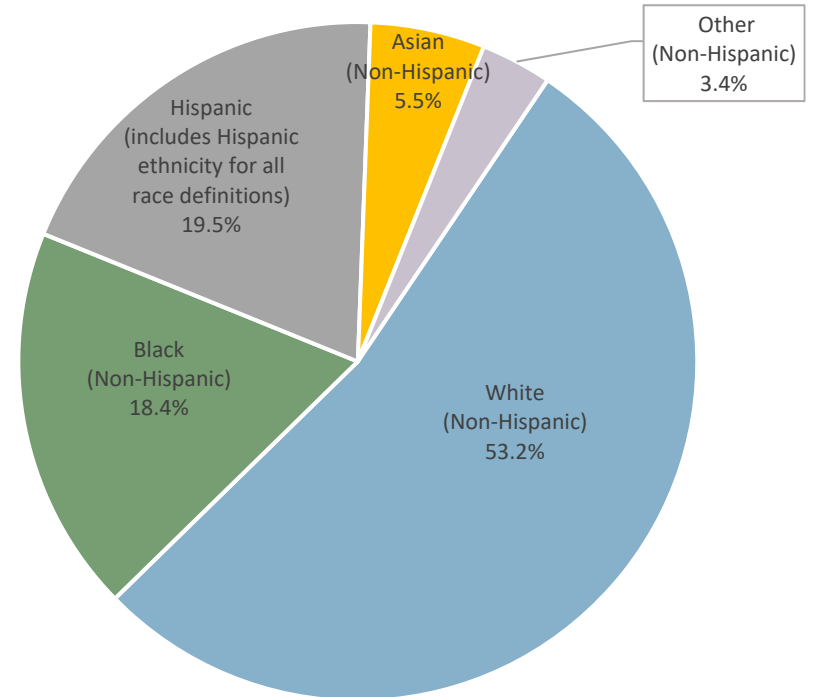
New Jersey Department of Health  
 COVID-19 Confirmed Case Summary

Lab-confirmed COVID-associated deaths by age group  
 (N=11,631\*)



\* Age is unknown for 3 (< 1%) of the lab-confirmed COVID associated deaths.

Lab-confirmed COVID-associated deaths by Race/Ethnicity  
 (N=11,221\*)



\* Race/Ethnicity is unknown for 413 (3.5%) of the lab-confirmed COVID associated deaths. White, Black/African American, Asian, and Other groups include those with No or Unknown responses to the Hispanic/Latino question. Other includes Native Hawaiian or Other Pacific Islander , Other and people who identify with more than one race.