



New Jersey Department of Health  
 COVID-19 Confirmed Case Summary

This document is produced by the Communicable Disease Service and includes information known as of:

**10:00 PM – May 31, 2020**

**\*\*\*Data are preliminary and subject to change\*\*\***

Data represent information available within the Communicable Disease Reporting and Surveillance System (CDRSS) from 2/5/2020 to 5/31/2020 at 10:00 PM and reflect a cumulative summary of laboratory confirmed COVID cases and deaths reported to NJDOH.

Number of Confirmed Cases	160918	
Illness onset range (min and max) <sup>1</sup>	2/15/2020	5/31/2020
<b>Deaths (Laboratory Confirmed)<sup>2</sup></b>	<b>N§= 160918</b>	<b>Percent</b>
	11721	7.3%
<b>Cumulative Hospitalization<sup>3</sup></b>	<b>N§= 67719</b>	<b>Percent</b>
	17222	25.4%
<b>Age Range (years)</b>	<b>N§= 160600</b>	<b>Percent</b>
0 to 4	747	< 1%
5 to 17	3071	1.9%
18 to 29	20406	12.7%
30 to 49	51283	31.9%
50 to 64	45778	28.5%
65 to 79	23242	14.5%
80+	16073	10.0%
Age range in years (min and max)	< 1	108
Mean Age	51.81	
Median Age	51.50	
<b>Gender</b>	<b>N§= 160918</b>	<b>Percent</b>
Female	80657	50.1%
Male	79321	49.3%
Unknown	940	0.6%
<b>Race/Ethnicity<sup>4</sup></b>	<b>N§= 89268</b>	<b>Percent</b>
White (non-Hispanic)	31666	35.5%
Hispanic (which includes Hispanic ethnicity for all race definitions)	26850	30.1%
Black (non-Hispanic)	15423	17.3%
Asian (non-Hispanic)	4513	5.1%
Other (non-Hispanic)	10816	12.1%

§ N is equal to cases with **available** information.

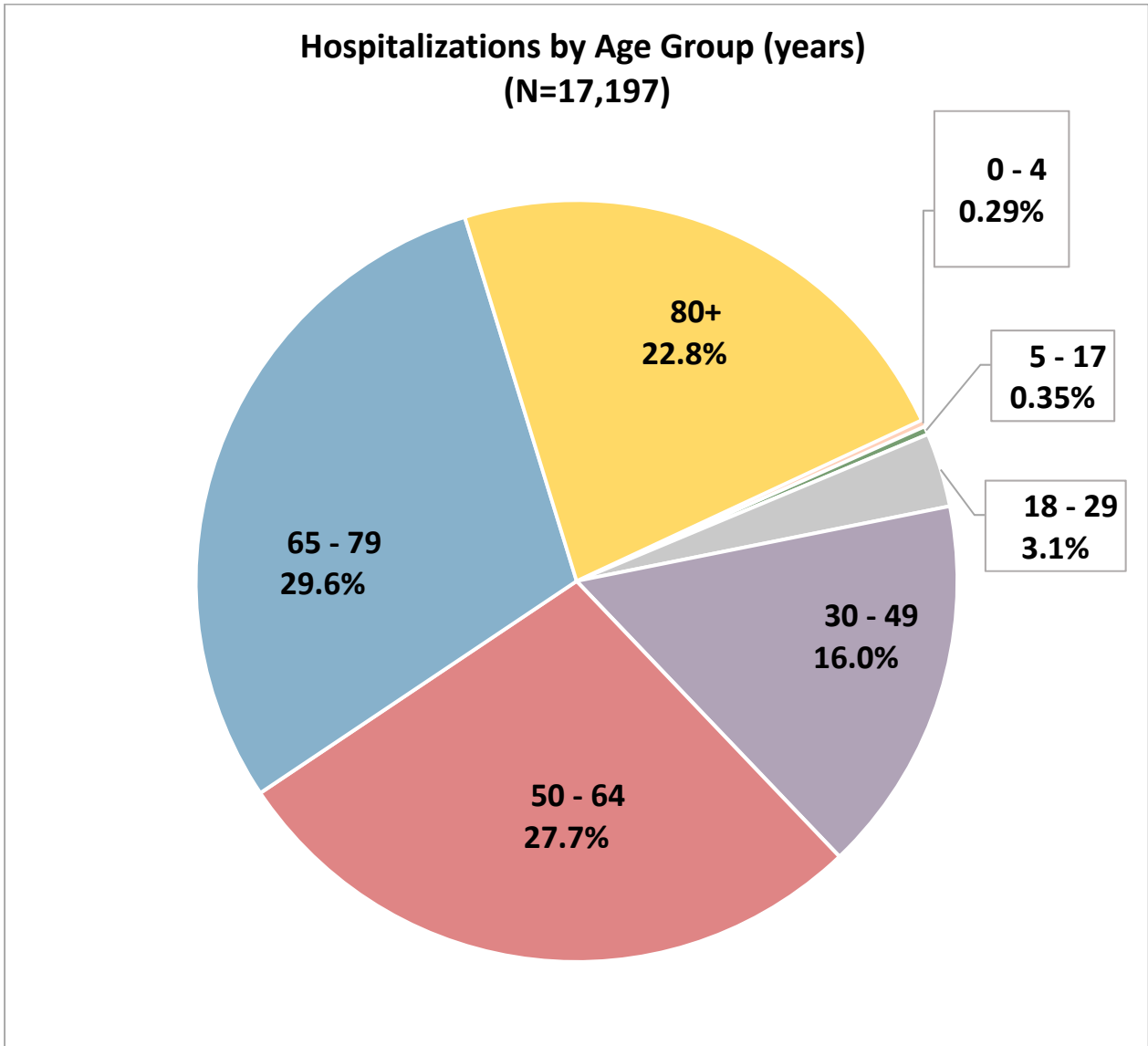
<sup>1</sup> If illness onset date was unknown then the earliest of the following dates are used from CDRSS: date of specimen collection, or case created date.

<sup>2</sup> All deaths are lab-confirmed.

<sup>3</sup> Cumulative number of laboratory-confirmed COVID-19 cases with known hospitalization status. **This number does not reflect individuals currently hospitalized.**

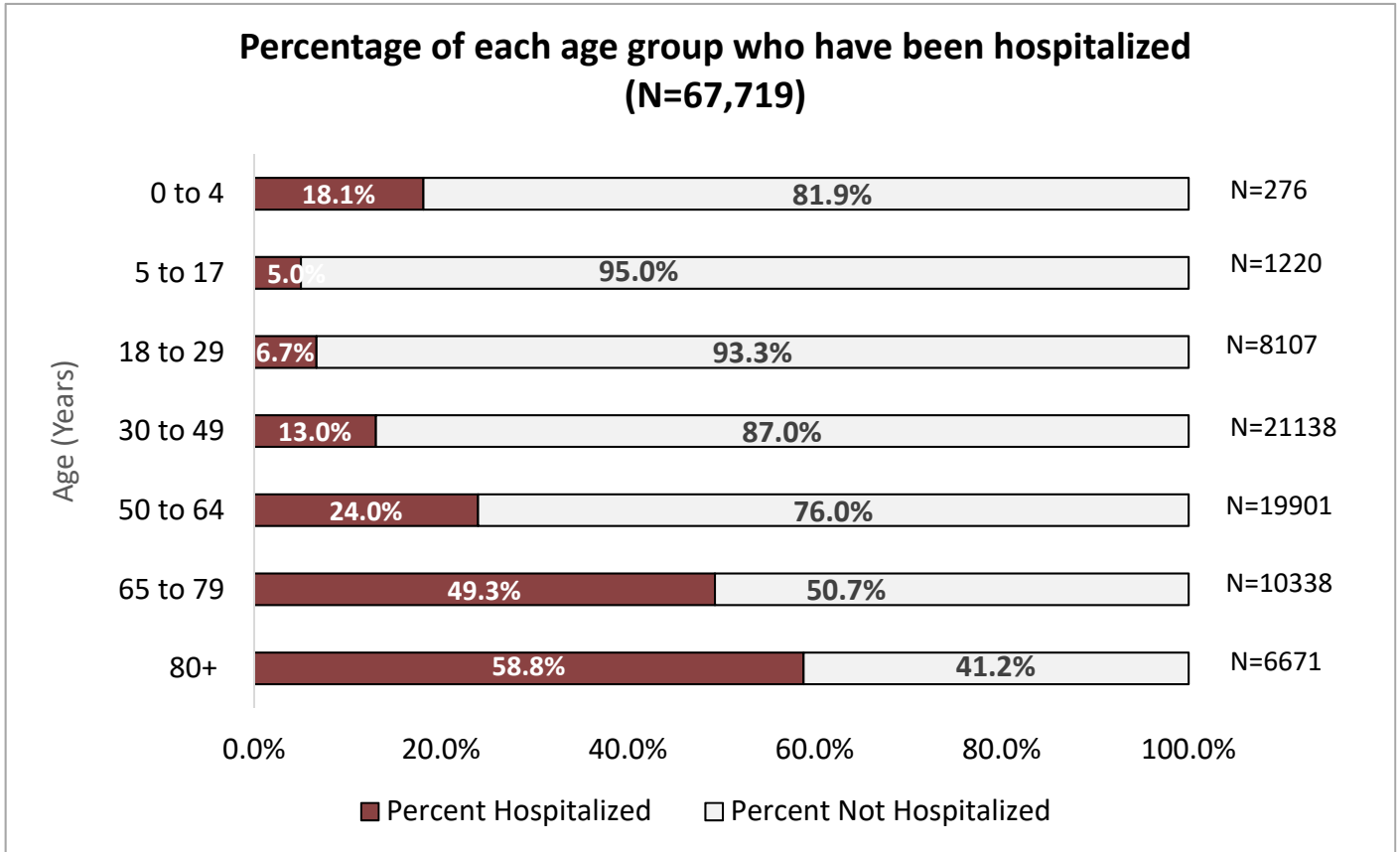
<sup>4</sup> Race/Ethnicity: the White, Black/African American, Asian, and Other groups include those with No or Unknown responses to the Hispanic/Latino question. Other includes Native Hawaiian or Other Pacific Islander, American Indian or Alaska Native, Other and people who identify with more than one race.

New Jersey Department of Health  
 COVID-19 Confirmed Case Summary



This chart shows the percentage of all cases who we know were hospitalized broken down by age group. For example, those in age groups less than 30 years old make up only a small percentage of all who have been hospitalized.

New Jersey Department of Health  
 COVID-19 Confirmed Case Summary

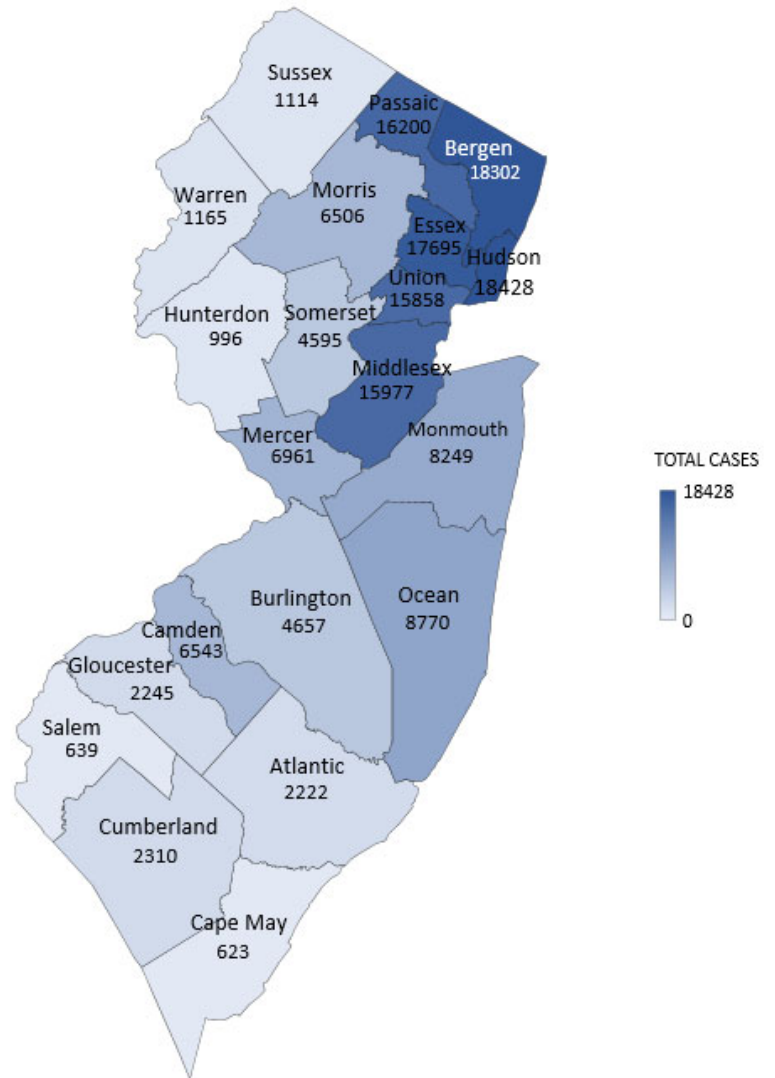


This chart shows the percentage of cases within each age group (for whom we have data) who have been hospitalized. For example, it shows that older adults are much more likely to be hospitalized compared to younger age groups.

New Jersey Department of Health  
 COVID-19 Confirmed Case Summary

### Cases by County

COUNTY	TOTAL CASES
ATLANTIC	2222
BERGEN	18302
BURLINGTON	4657
CAMDEN	6543
CAPE MAY	623
CUMBERLAND	2310
ESSEX	17695
GLOUCESTER	2245
HUDSON	18428
HUNTERDON	996
MERCER	6961
MIDDLESEX	15977
MONMOUTH	8249
MORRIS	6506
OCEAN	8770
PASSAIC	16200
SALEM	639
SOMERSET	4595
SUSSEX	1114
UNION	15858
WARREN	1165
UNKNOWN	863
<b>TOTAL</b>	<b>160918</b>

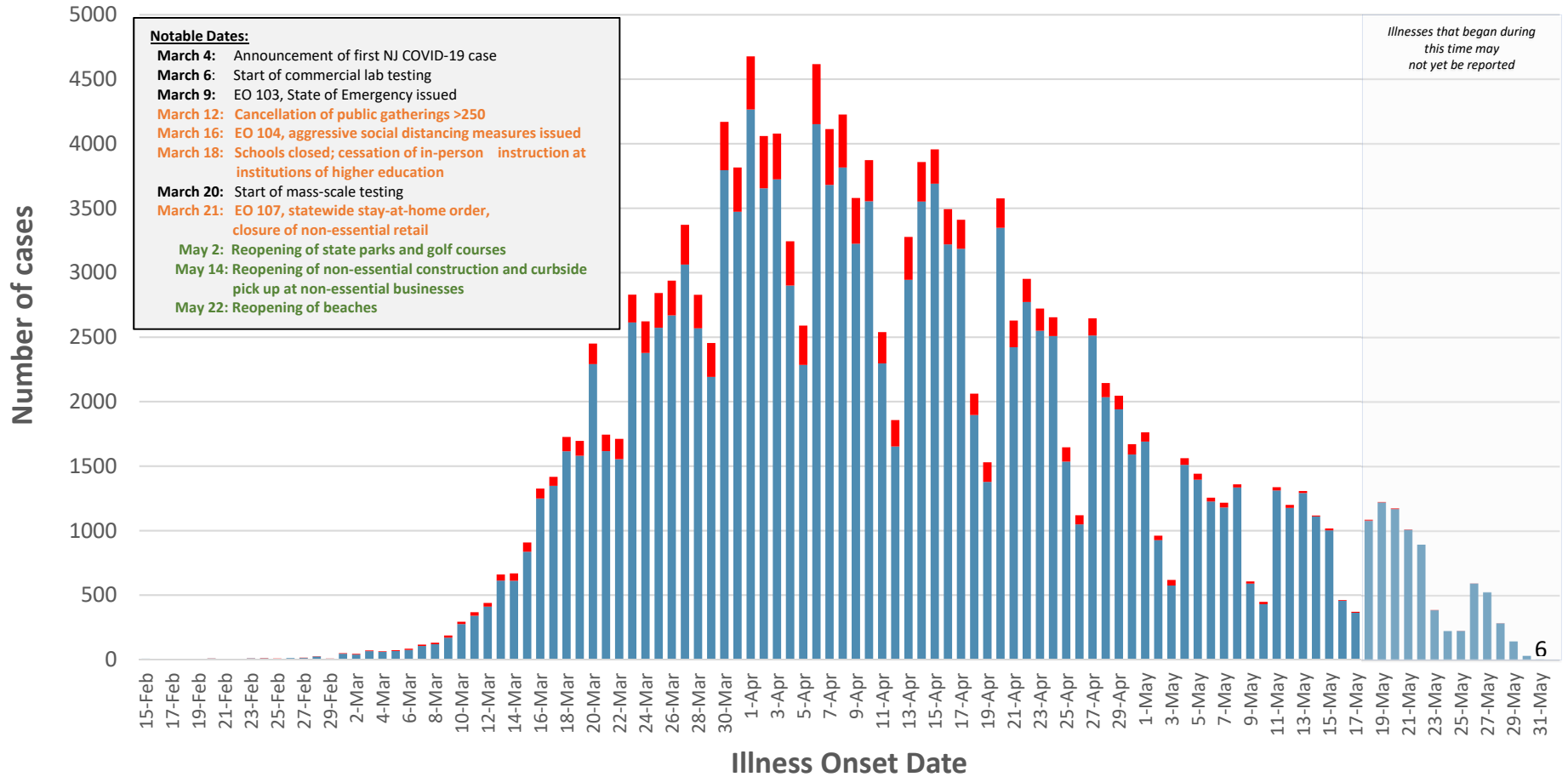


\* County information reflects most updated information in CDRSS.

New Jersey Department of Health  
 COVID-19 Confirmed Case Summary

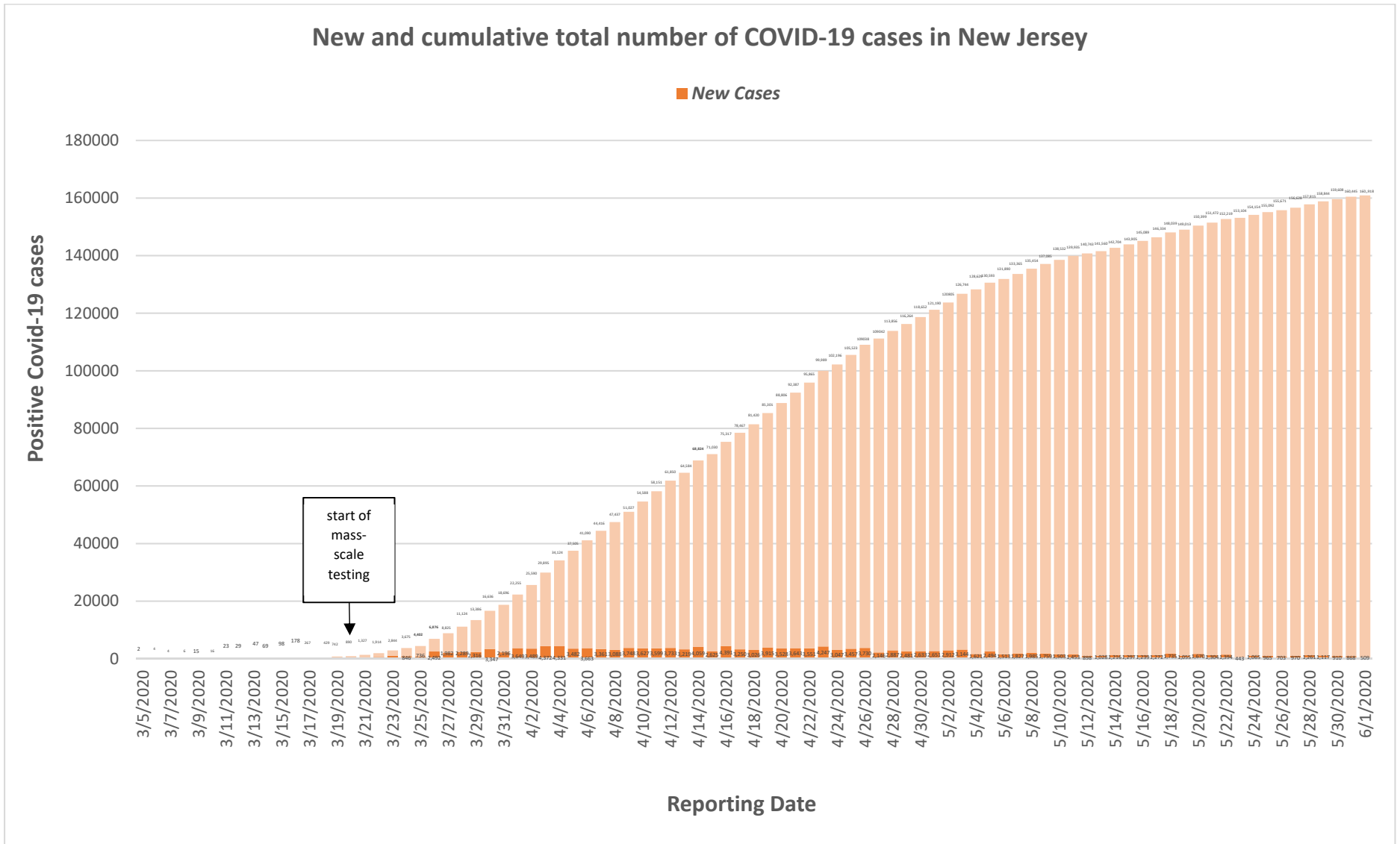
COVID-19 cases and deaths in New Jersey by Illness Onset Date, N=160,918

■ Total Cases ■ Deaths



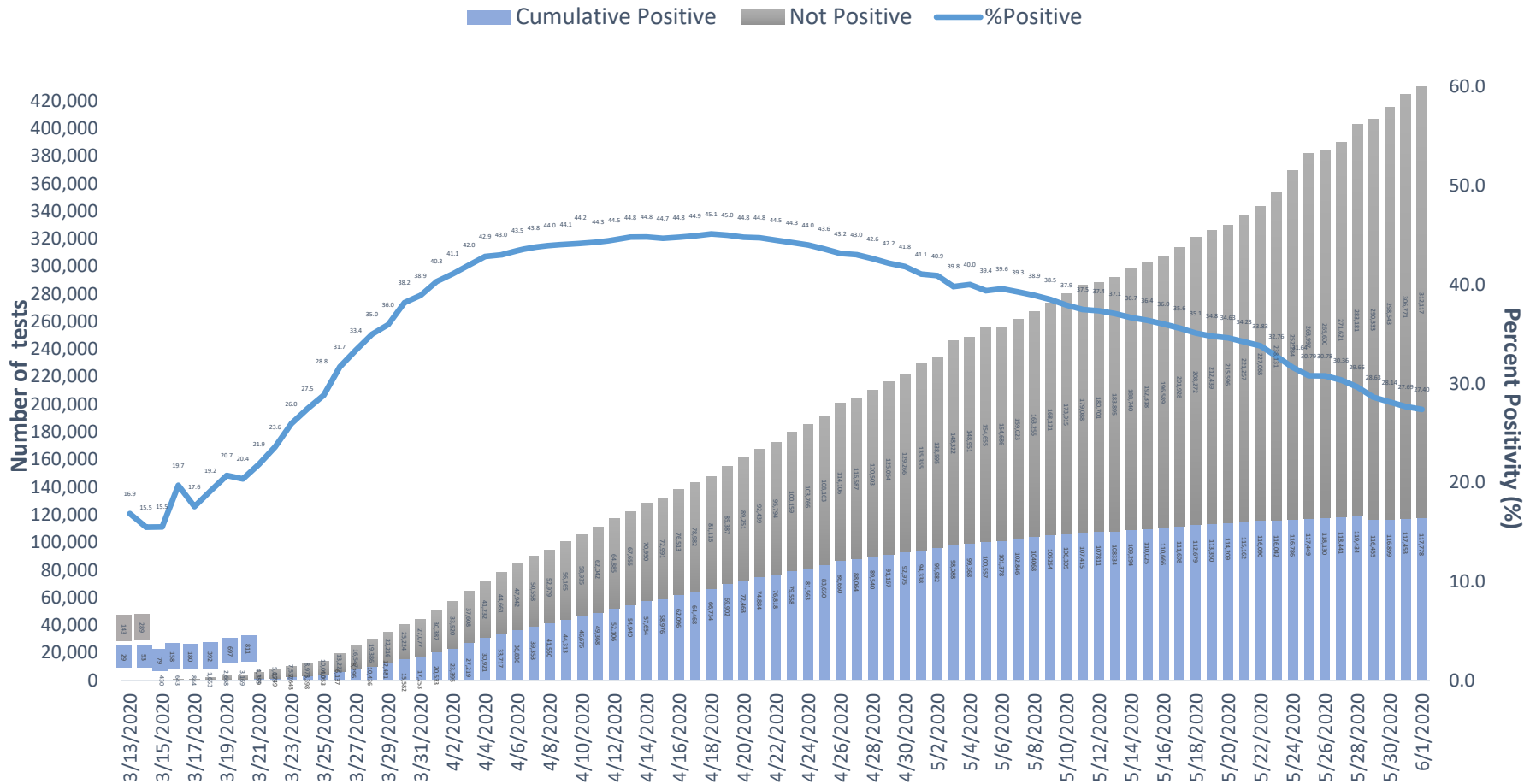
\* If illness onset date was unknown then the earliest of the following dates are used from CDRSS: date of specimen collection, or case created date.

New Jersey Department of Health  
 COVID-19 Confirmed Case Summary



New Jersey Department of Health  
 COVID-19 Confirmed Case Summary

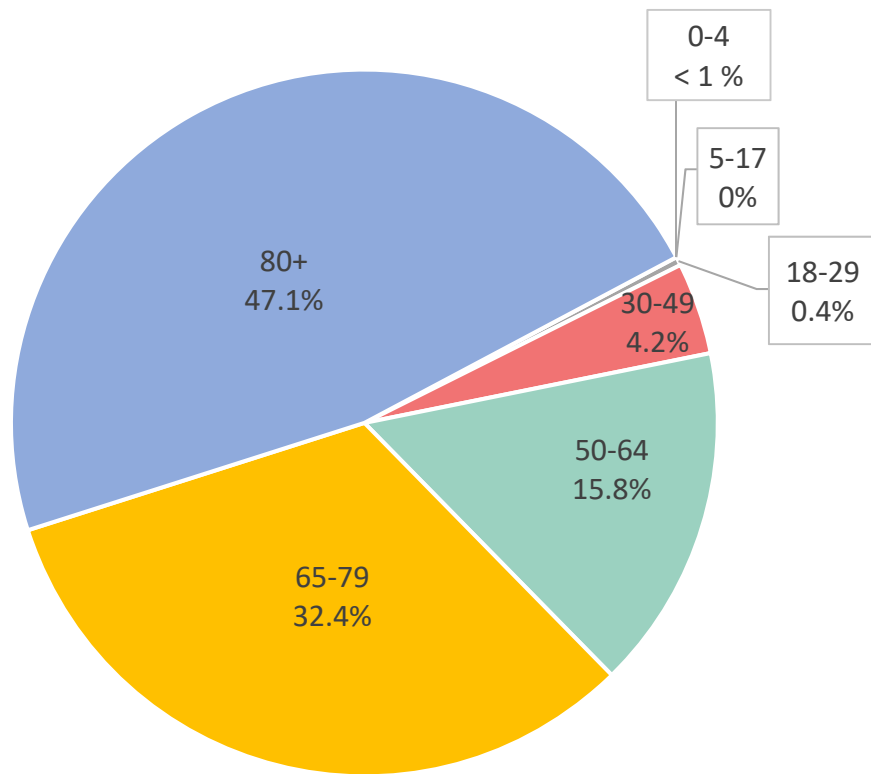
COVID-19 Percent positivity reported by major laboratories\*, New Jersey



\* Major laboratories test results are received via electronic laboratory reporting. These laboratories include Bioreference Laboratory, Genesis Laboratory Management, Hackensack University Medical Center, LabCorp, Medical Diagnostics Laboratories, NJPHL, NY State, Quest Diagnostics.

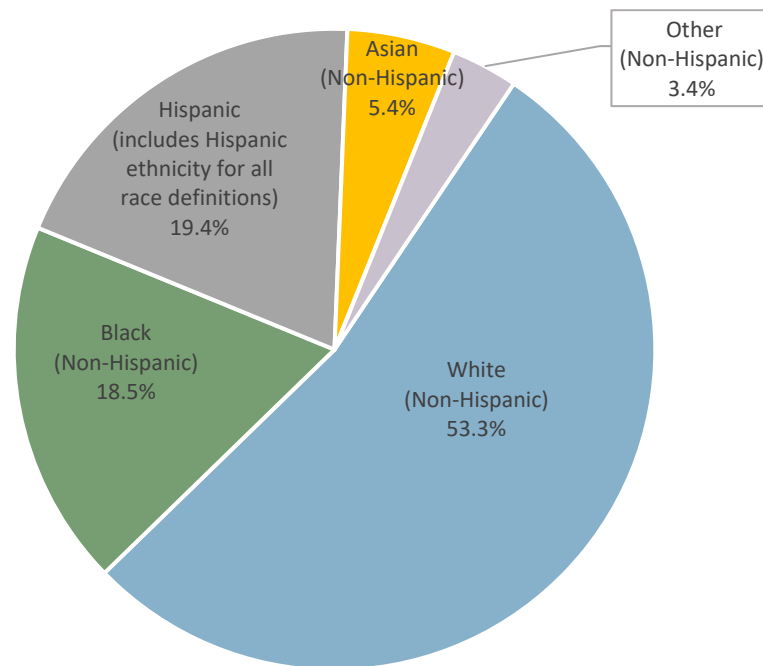
New Jersey Department of Health  
 COVID-19 Confirmed Case Summary

Lab-confirmed COVID-associated deaths by age group  
 (N=11,718\*)



\* Age is unknown for 3 (< 1%) of the lab-confirmed COVID associated deaths.

Lab-confirmed COVID-associated deaths by Race/Ethnicity  
 (N=11,302\*)



\* Race/Ethnicity is unknown for 419 (3.6%) of the lab-confirmed COVID associated deaths. White, Black/African American, Asian, and Other groups include those with No or Unknown responses to the Hispanic/Latino question. Other includes Native Hawaiian or Other Pacific Islander, Other and people who identify with more than one race.