



New Jersey Department of Health
 COVID-19 Confirmed Case Summary

This document is produced by the Communicable Disease Service and includes information known as of:

10:00 PM – June 1, 2020

*****Data are preliminary and subject to change*****

Data represent information available within the Communicable Disease Reporting and Surveillance System (CDRSS) from 2/5/2020 to 6/1/2020 at 10:00 PM and reflect a cumulative summary of laboratory confirmed COVID cases and deaths reported to NJDOH.

Number of Confirmed Cases	161,545	
Illness onset range (min and max) ¹	2/15/2020	6/1/2020
Deaths (Laboratory Confirmed)²	N§= 161545	Percent
	11770	7.3%
Cumulative Hospitalization³	N§= 68669	Percent
	17390	25.3%
Age Range (years)	N§= 161224	Percent
0 to 4	750	< 1%
5 to 17	3094	1.9%
18 to 29	20502	12.7%
30 to 49	51492	31.9%
50 to 64	45900	28.5%
65 to 79	23334	14.5%
80+	16152	10.0%
Age range in years (min and max)	< 1	108
Mean Age	51.81	
Median Age	51.50	
Gender	N§= 161545	Percent
Female	80982	50.1%
Male	79622	49.3%
Unknown	941	0.6%
Race/Ethnicity⁴	N§= 89963	Percent
White (non-Hispanic)	31902	35.5%
Hispanic (which includes Hispanic ethnicity for all race definitions)	27063	30.1%
Black (non-Hispanic)	15558	17.3%
Asian (non-Hispanic)	4560	5.1%
Other (non-Hispanic)	10880	12.1%

[§] N is equal to cases with **available** information.

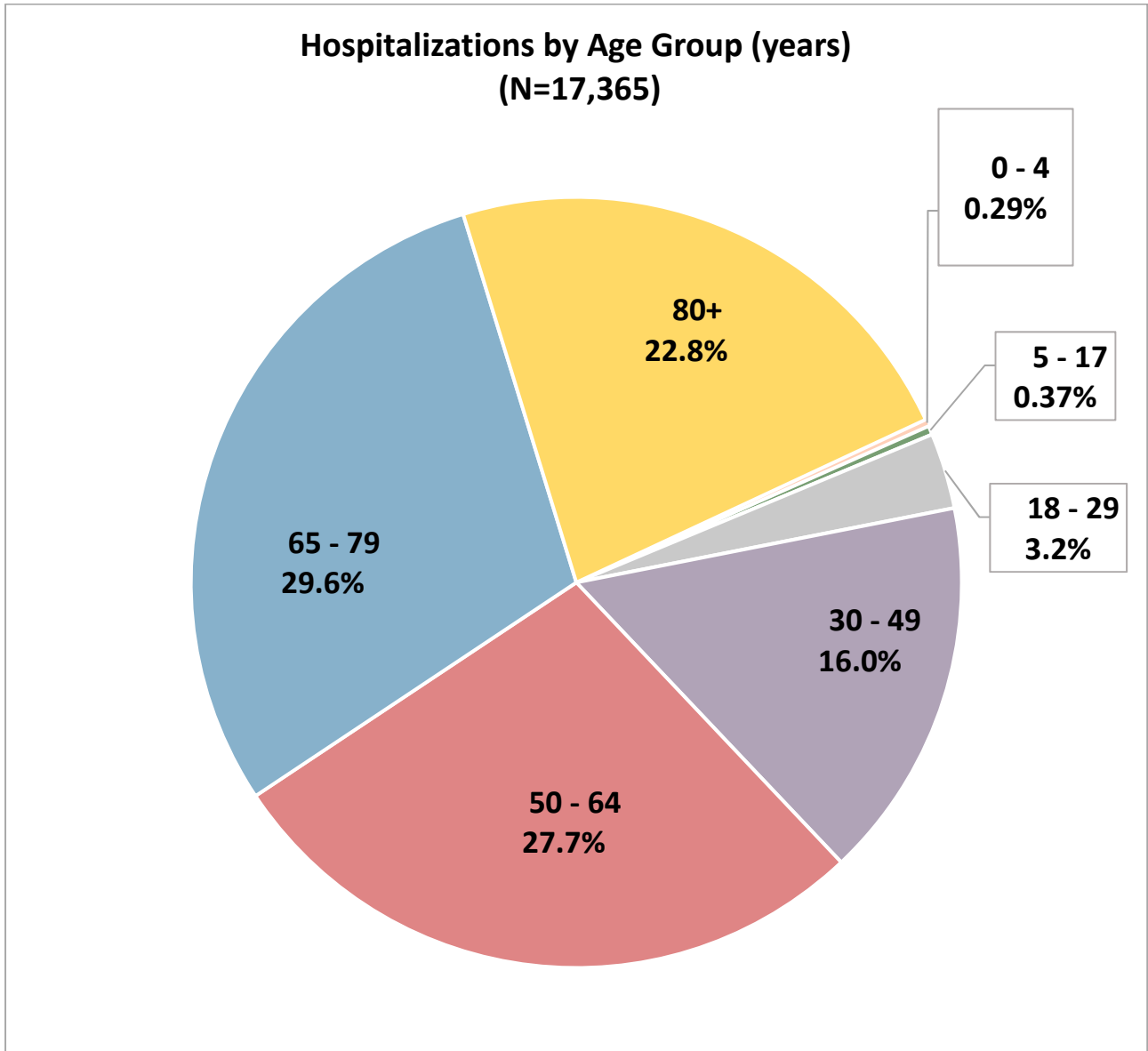
¹ If illness onset date was unknown then the earliest of the following dates are used from CDRSS: date of specimen collection, or case created date.

² All deaths are lab-confirmed.

³ Cumulative number of laboratory-confirmed COVID-19 cases with known hospitalization status. **This number does not reflect individuals currently hospitalized.**

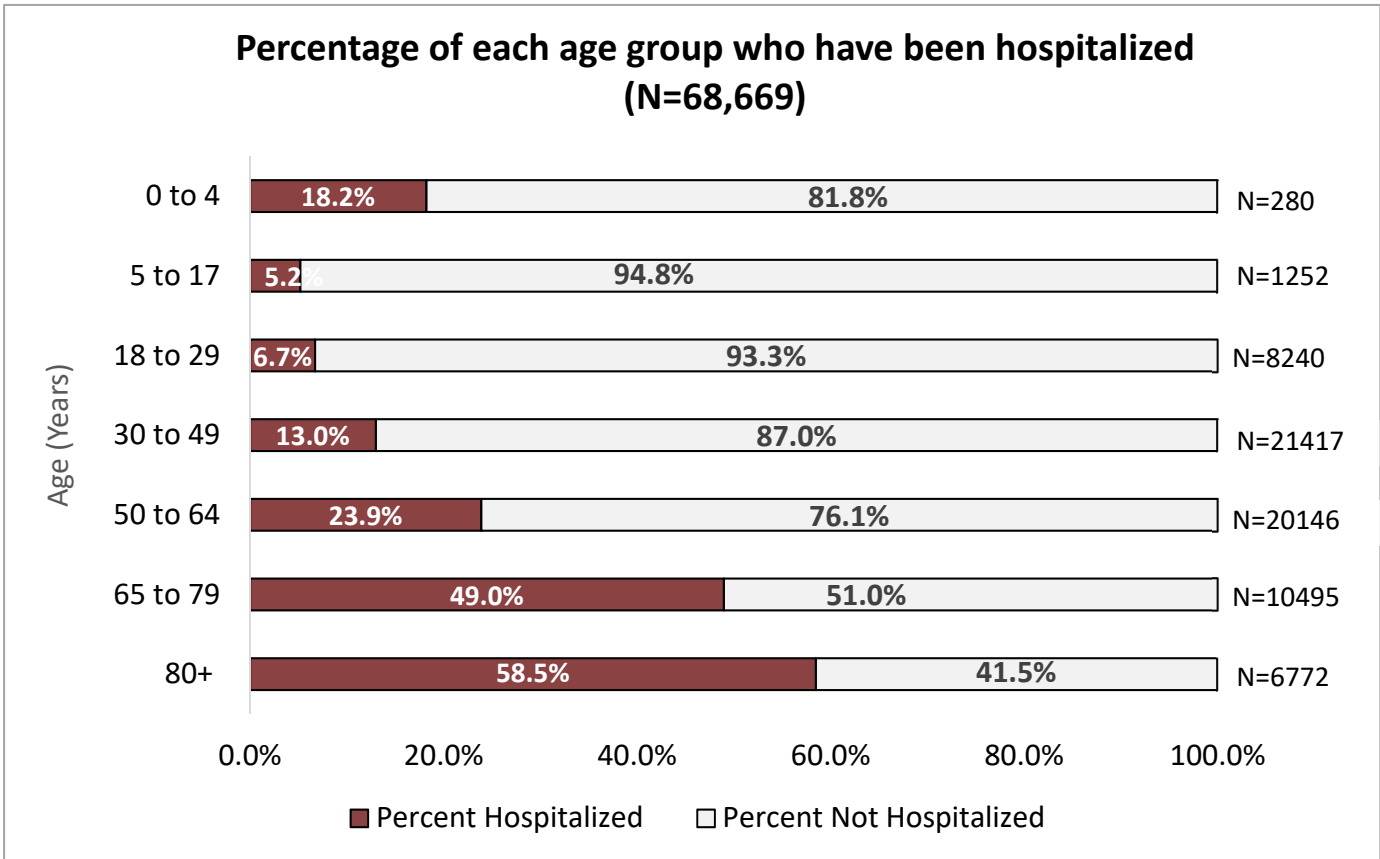
⁴ Race/Ethnicity: the White, Black/African American, Asian, and Other groups include those with No or Unknown responses to the Hispanic/Latino question. Other includes Native Hawaiian or Other Pacific Islander, American Indian or Alaska Native, Other and people who identify with more than one race.

New Jersey Department of Health
 COVID-19 Confirmed Case Summary



This chart shows the percentage of all cases who we know were hospitalized broken down by age group. For example, those in age groups less than 30 years old make up only a small percentage of all who have been hospitalized.

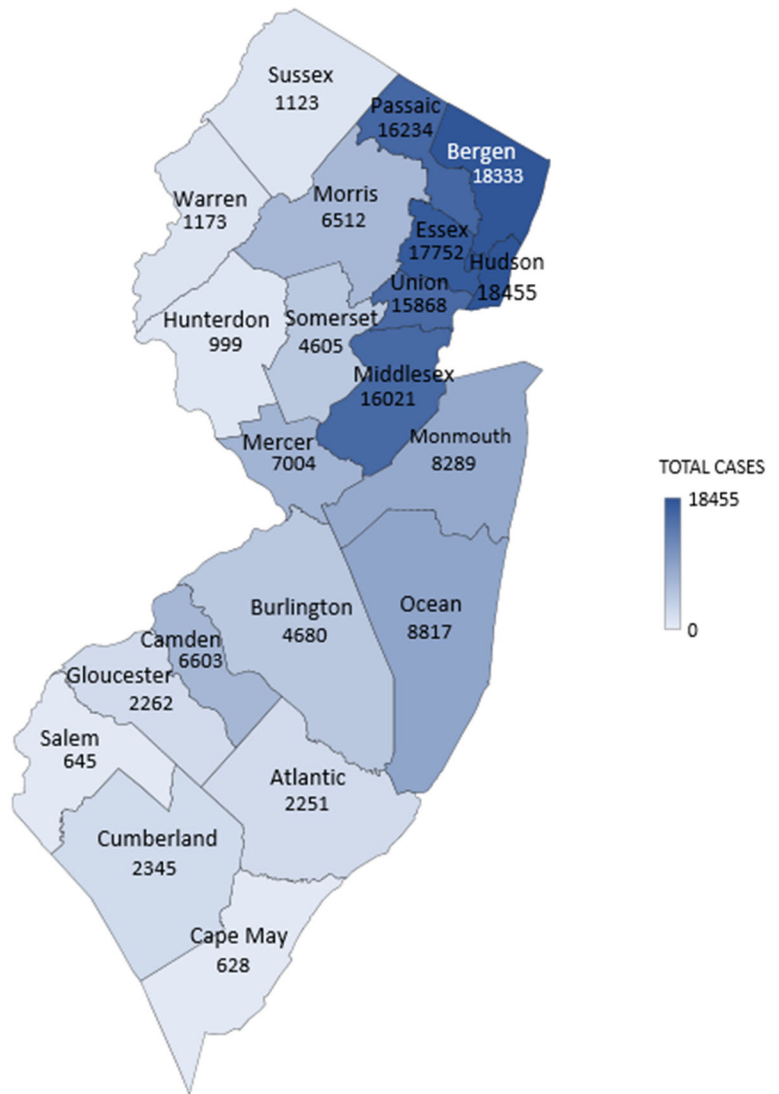
New Jersey Department of Health
 COVID-19 Confirmed Case Summary



This chart shows the percentage of cases within each age group (for whom we have data) who have been hospitalized. For example, it shows that older adults are much more likely to be hospitalized compared to younger age groups.

New Jersey Department of Health
 COVID-19 Confirmed Case Summary
Cases by County

COUNTY	TOTAL CASES
ATLANTIC	2251
BERGEN	18333
BURLINGTON	4680
CAMDEN	6603
CAPE MAY	628
CUMBERLAND	2345
ESSEX	17752
HUDSON	18455
HUNTERDON	999
MERCER	7004
MIDDLESEX	16021
MONMOUTH	8289
MORRIS	6512
OCEAN	8817
PASSAIC	16234
SALEM	645
SOMERSET	4605
SUSSEX	1123
UNION	15868
WARREN	1173
UNKNOWN	946
TOTAL	161545

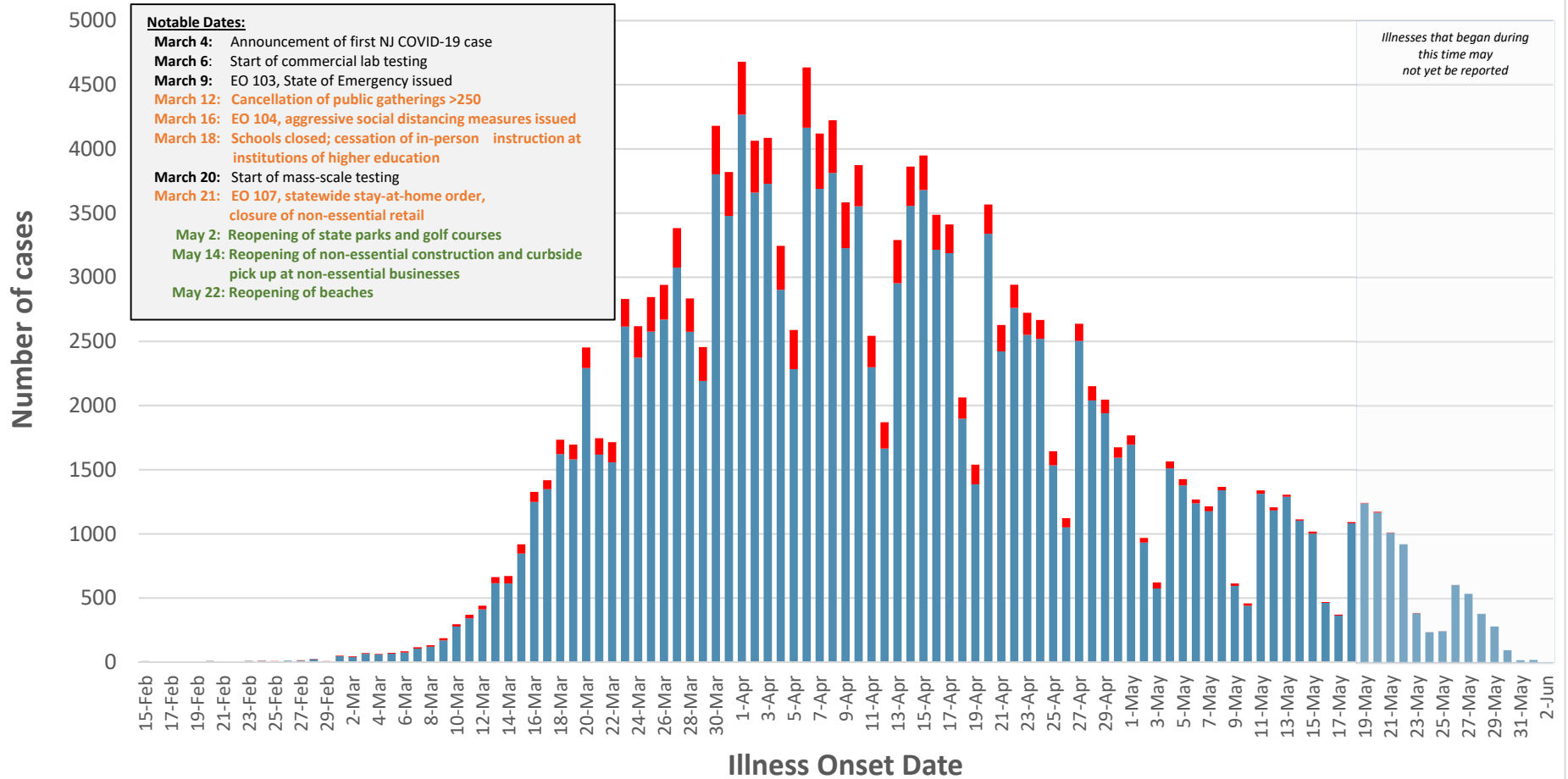


* County information reflects most updated information in CDRSS.

New Jersey Department of Health
 COVID-19 Confirmed Case Summary

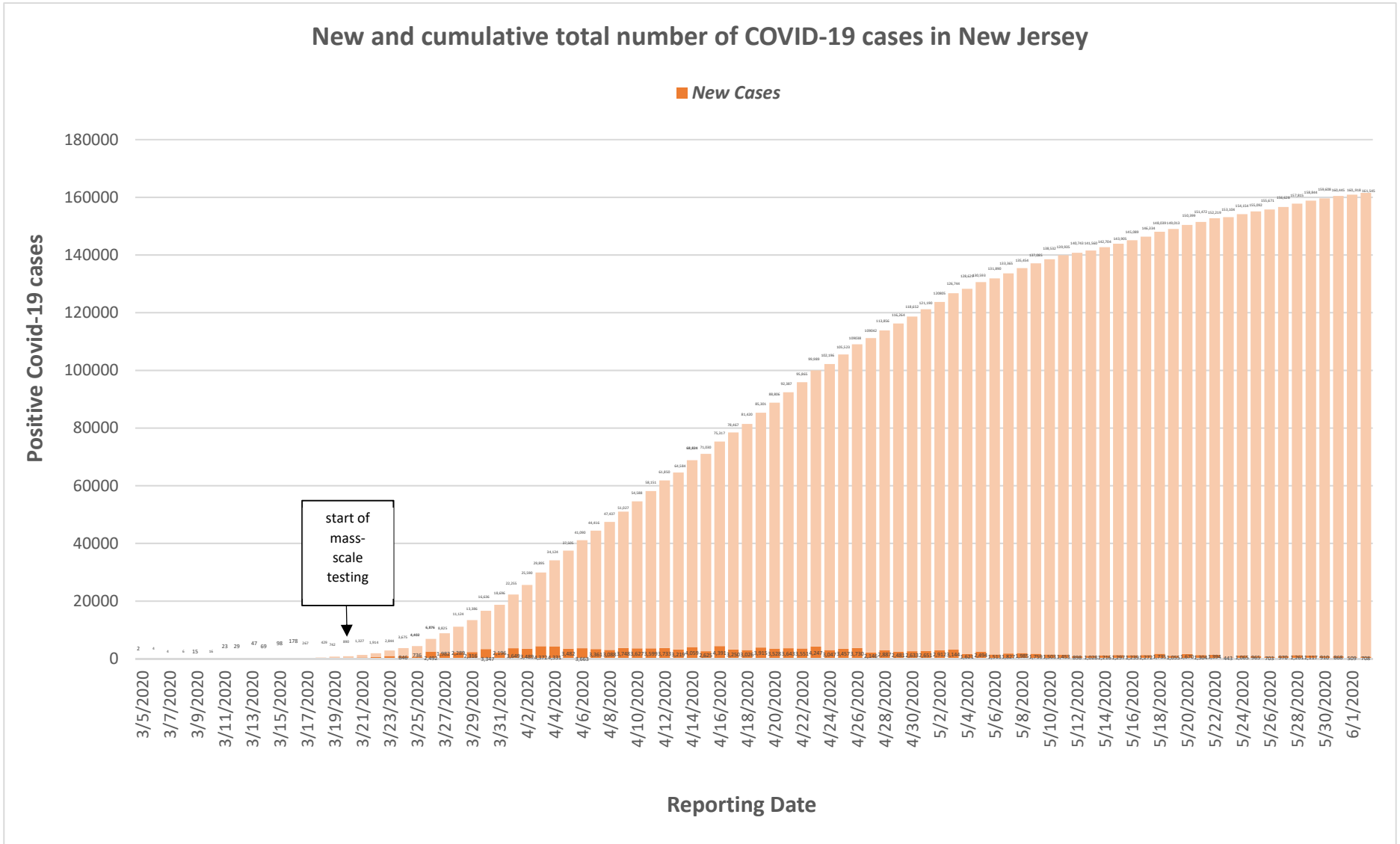
COVID-19 cases and deaths in New Jersey by Illness Onset Date, N=161,545

■ Total Cases ■ Deaths



* If illness onset date was unknown then the earliest of the following dates are used from CDRSS: date of specimen collection, or case created date.

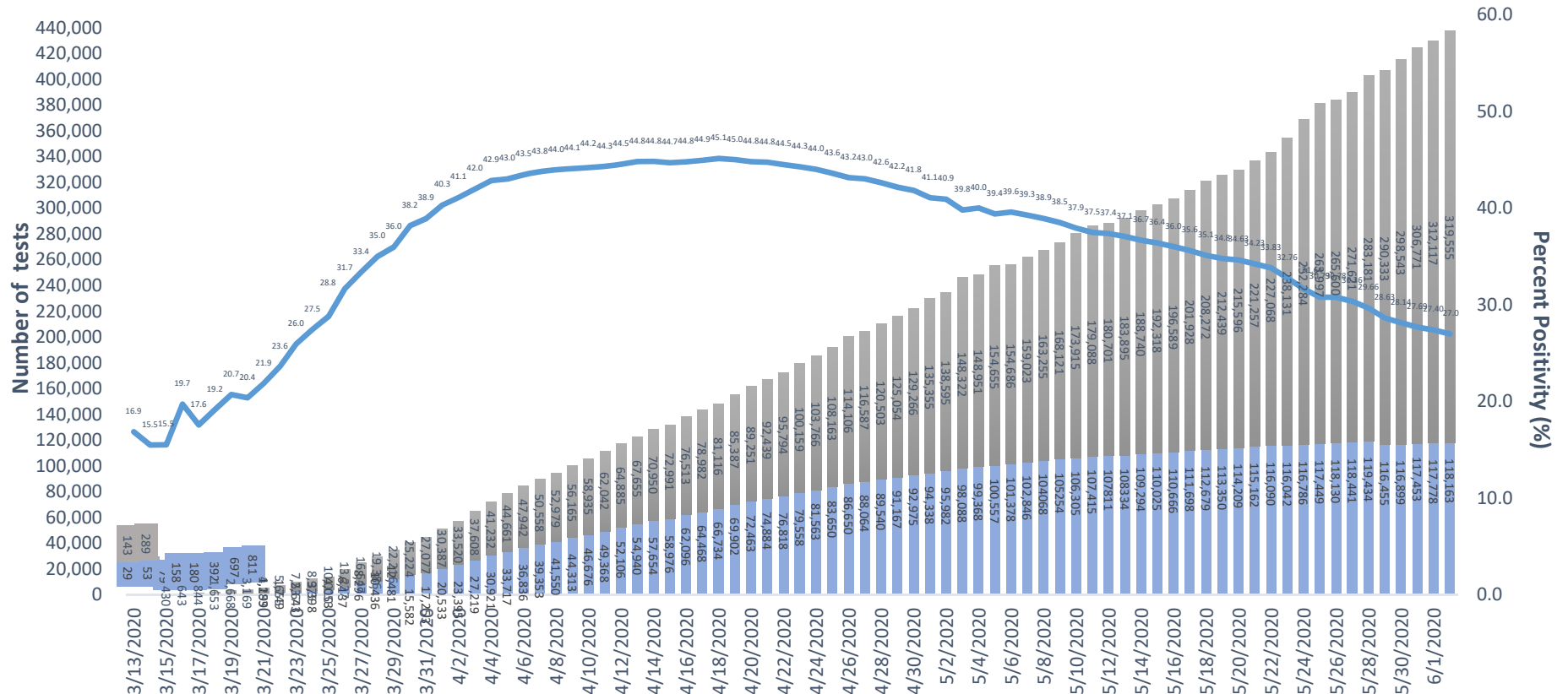
New Jersey Department of Health
 COVID-19 Confirmed Case Summary



New Jersey Department of Health
 COVID-19 Confirmed Case Summary

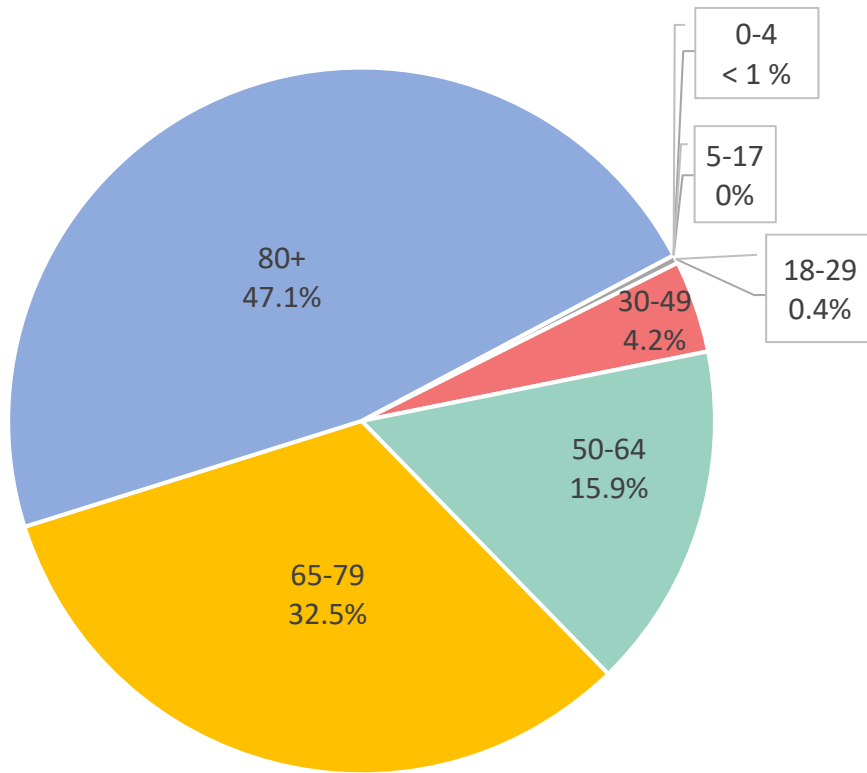
COVID-19 Percent positivity reported by major laboratories*, New Jersey

Cumulative Positive Not Positive %Positive



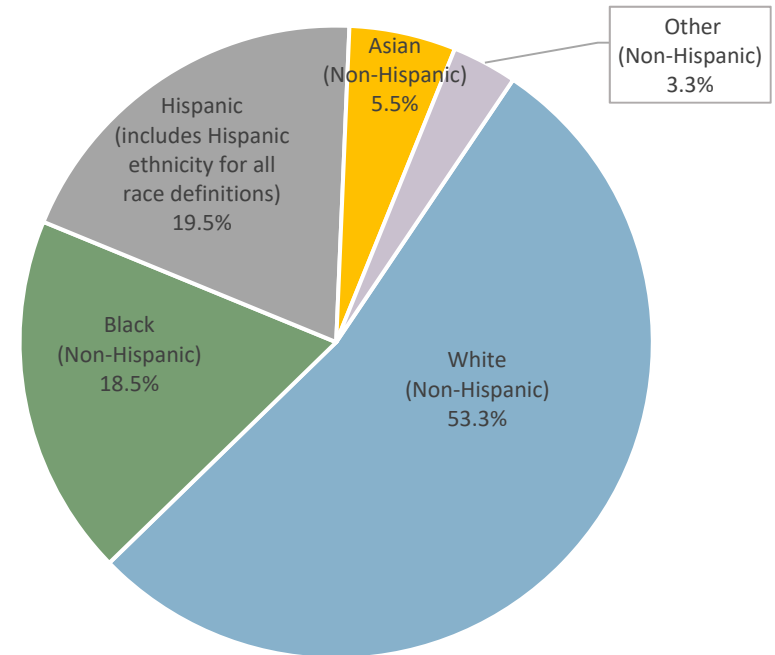
New Jersey Department of Health
 COVID-19 Confirmed Case Summary

Lab-confirmed COVID-associated deaths by age group
 (N=11,767*)



* Age is unknown for 3 (< 1%) of the lab-confirmed COVID associated deaths.

Lab-confirmed COVID-associated deaths by Race/Ethnicity
 (N=11,339*)



* Race/Ethnicity is unknown for 382 (3.3%) of the lab-confirmed COVID associated deaths. White, Black/African American, Asian, and Other groups include those with No or Unknown responses to the Hispanic/Latino question. Other includes Native Hawaiian or Other Pacific Islander , Other and people who identify with more than one race.