



New Jersey Department of Health
 COVID-19 Confirmed Case Summary

This document is produced by the Communicable Disease Service and includes information known as of:

10:00 PM – June 2, 2020

*****Data are preliminary and subject to change*****

Data represent information available within the Communicable Disease Reporting and Surveillance System (CDRSS) from 2/5/2020 to 6/2/2020 at 10:00 PM and reflect a cumulative summary of laboratory confirmed COVID cases and deaths reported to NJDOH.

Number of Confirmed Cases	162068	
Illness onset range (min and max) ¹	2/15/2020	6/2/2020
Deaths (Laboratory Confirmed)²	N§= 162068	Percent
	11880	7.3%
Cumulative Hospitalization³	N§= 69667	Percent
	17604	25.3%
Age Range (years)	N§= 161748	Percent
0 to 4	754	< 1%
5 to 17	3108	1.9%
18 to 29	20628	12.8%
30 to 49	51689	32.0%
50 to 64	46009	28.4%
65 to 79	23363	14.4%
80+	16197	10.0%
Age range in years (min and max)	< 1	108
Mean Age	51.71	
Median Age	51.46	
Gender	N§= 162068	Percent
Female	81227	50.1%
Male	79877	49.3%
Unknown	964	0.6%
Race/Ethnicity⁴	N§= 90751	Percent
White (non-Hispanic)	32150	35.4%
Hispanic (which includes Hispanic ethnicity for all race definitions)	27358	30.1%
Black (non-Hispanic)	15671	17.3%
Asian (non-Hispanic)	4597	5.1%
Other (non-Hispanic)	10975	12.1%

[§] N is equal to cases with **available** information.

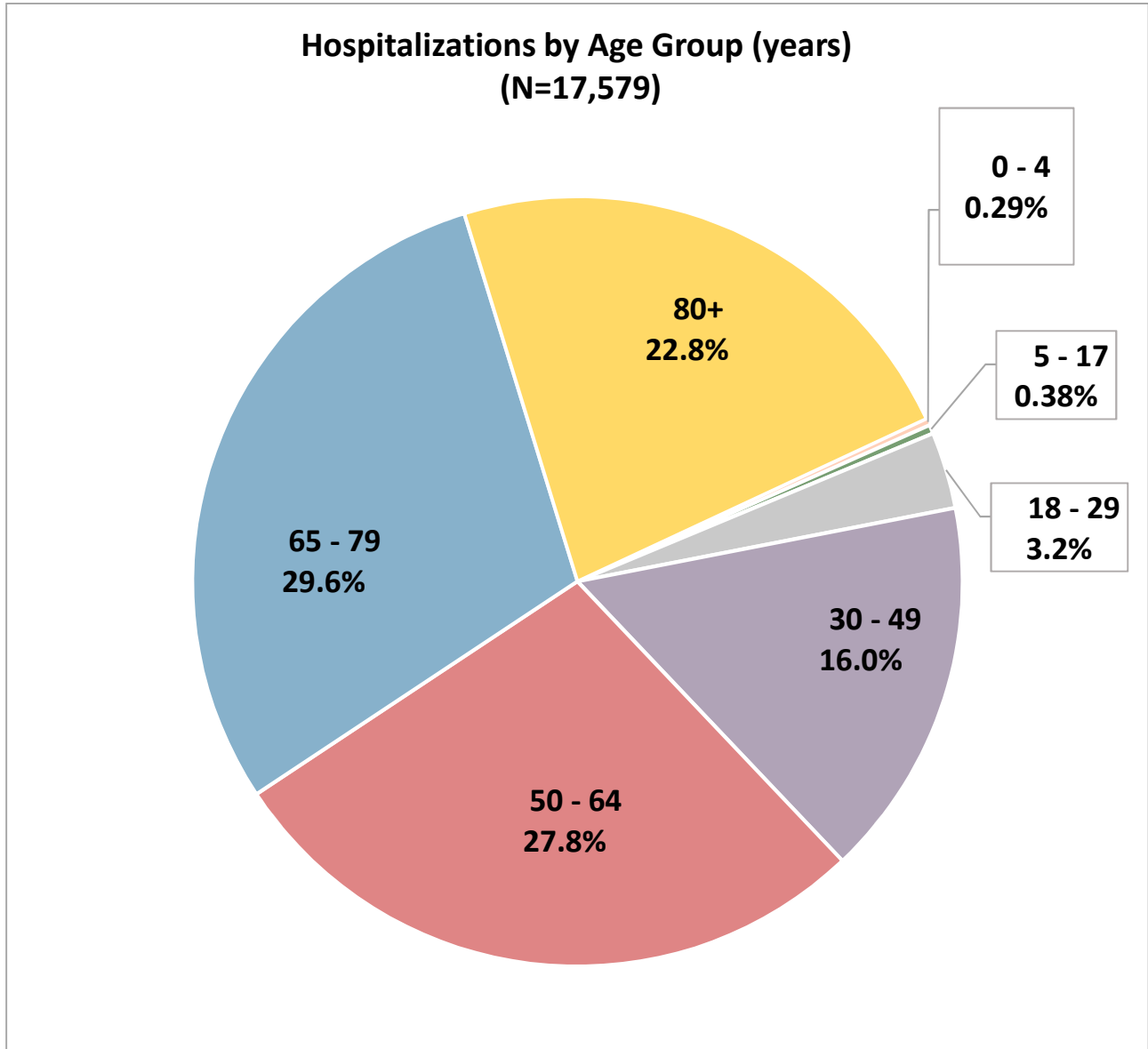
¹ If illness onset date was unknown then the earliest of the following dates are used from CDRSS: date of specimen collection, or case created date.

² All deaths are lab-confirmed.

³ Cumulative number of laboratory-confirmed COVID-19 cases with known hospitalization status. **This number does not reflect individuals currently hospitalized.**

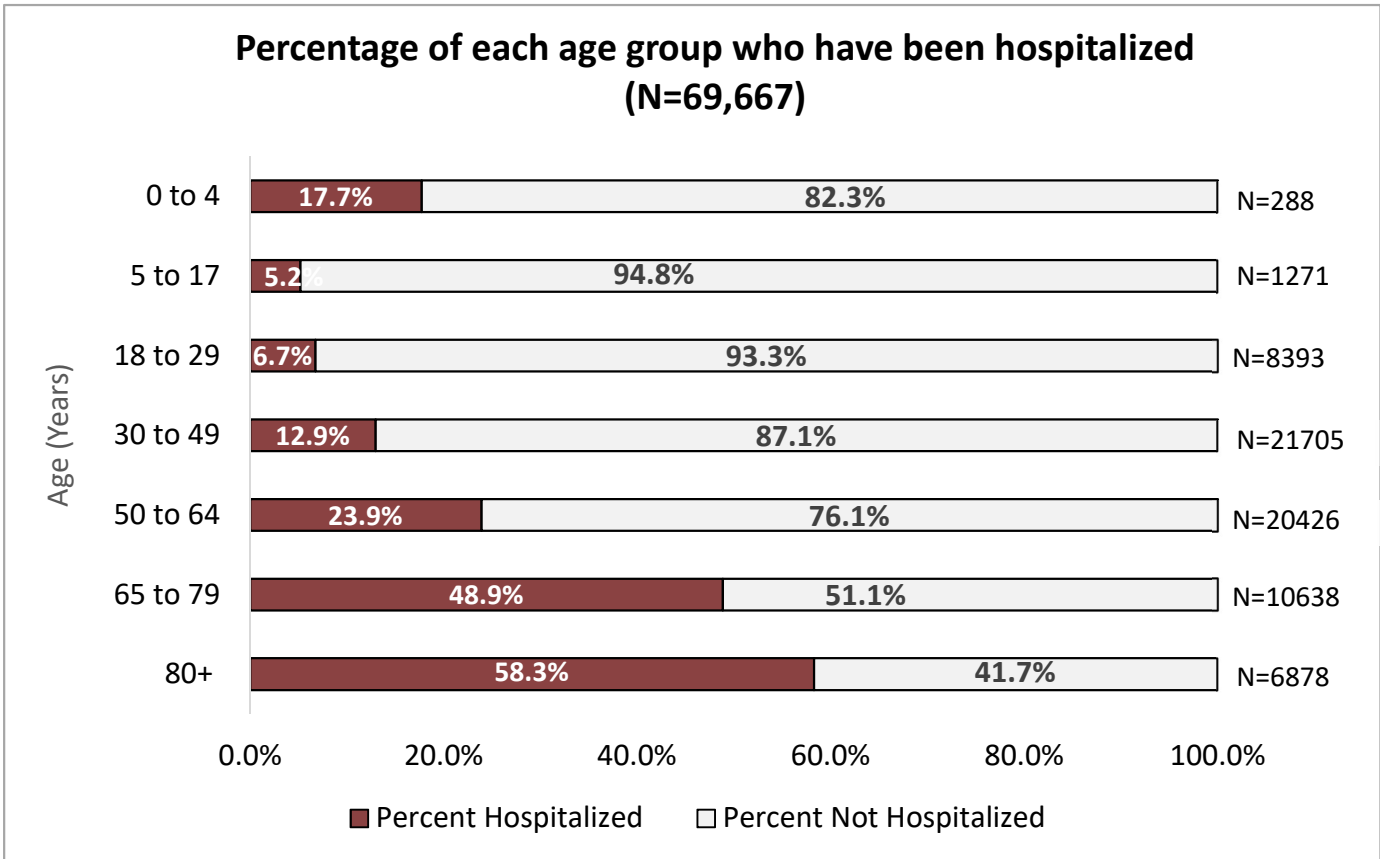
⁴ Race/Ethnicity: the White, Black/African American, Asian, and Other groups include those with No or Unknown responses to the Hispanic/Latino question. Other includes Native Hawaiian or Other Pacific Islander, American Indian or Alaska Native, Other and people who identify with more than one race.

New Jersey Department of Health
 COVID-19 Confirmed Case Summary



This chart shows the percentage of all cases who we know were hospitalized broken down by age group. For example, those in age groups less than 30 years old make up only a small percentage of all who have been hospitalized.

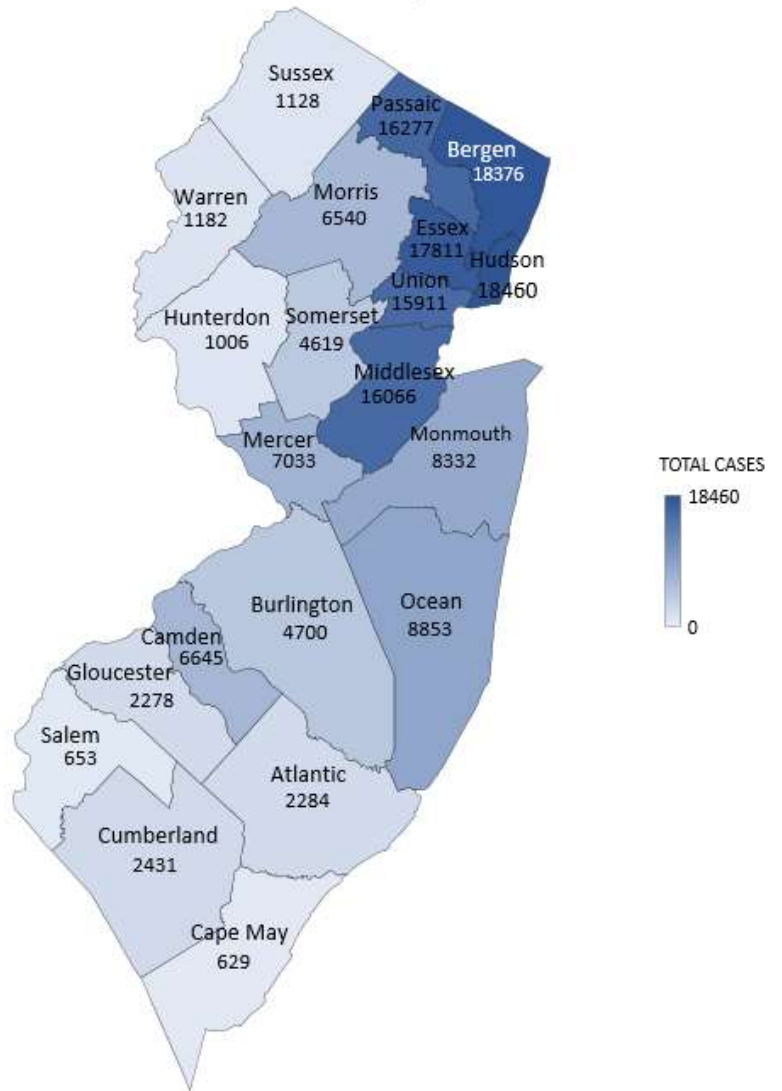
New Jersey Department of Health
 COVID-19 Confirmed Case Summary



This chart shows the percentage of cases within each age group (for whom we have data) who have been hospitalized. For example, it shows that older adults are much more likely to be hospitalized compared to younger age groups.

New Jersey Department of Health
 COVID-19 Confirmed Case Summary
Cases by County

COUNTY	TOTAL CASES
ATLANTIC	2284
BERGEN	18376
BURLINGTON	4700
CAMDEN	6645
CAPE MAY	629
CUMBERLAND	2431
ESSEX	17811
GLOUCESTER	2278
HUDSON	18460
HUNTERDON	1006
MERCER	7033
MIDDLESEX	16066
MONMOUTH	8332
MORRIS	6540
OCEAN	8853
PASSAIC	16277
SALEM	653
SOMERSET	4619
SUSSEX	1128
UNION	15911
WARREN	1182
UNKNOWN	854
TOTAL	162068

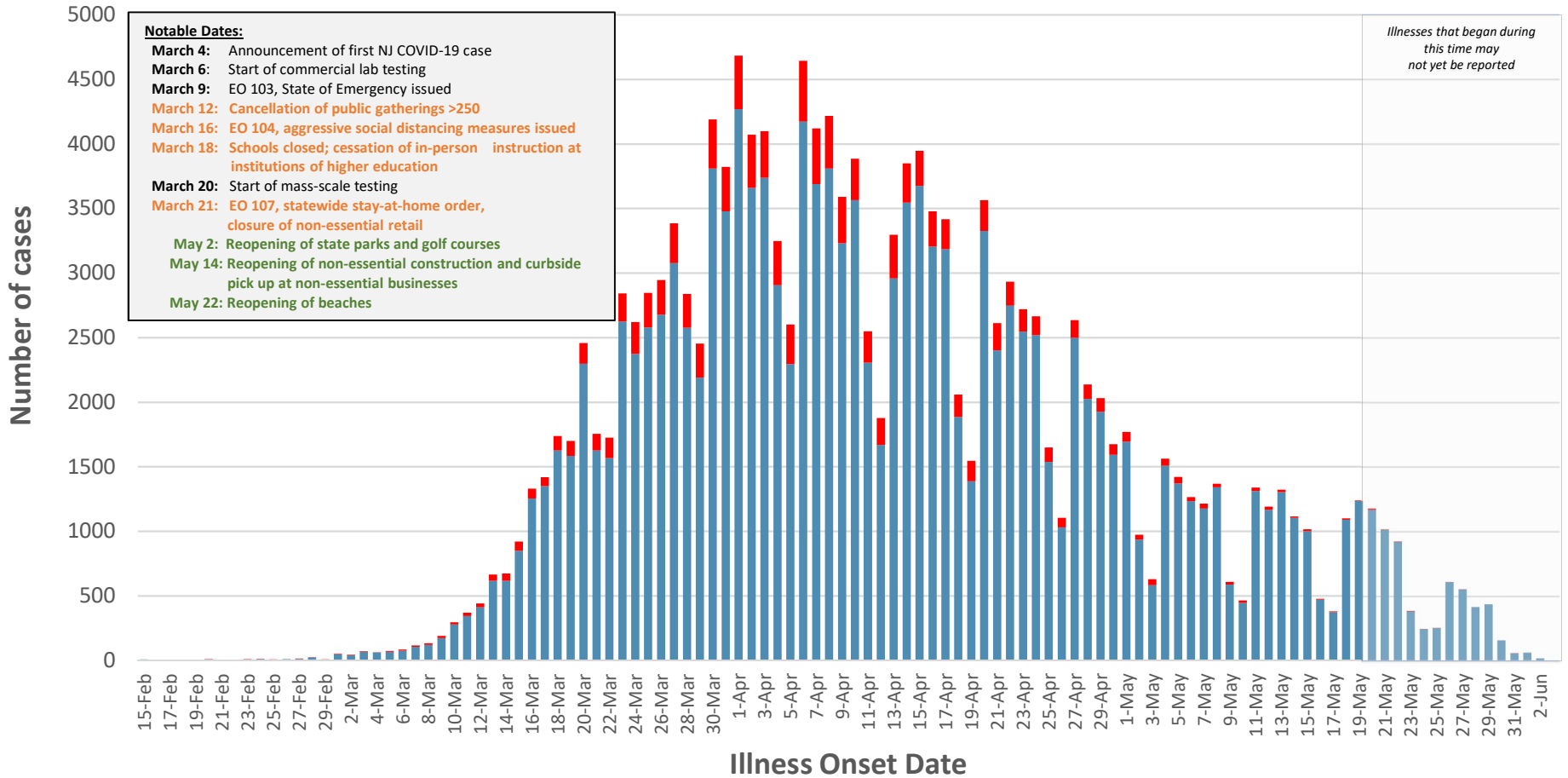


* County information reflects most updated information in CDRSS.

New Jersey Department of Health
 COVID-19 Confirmed Case Summary

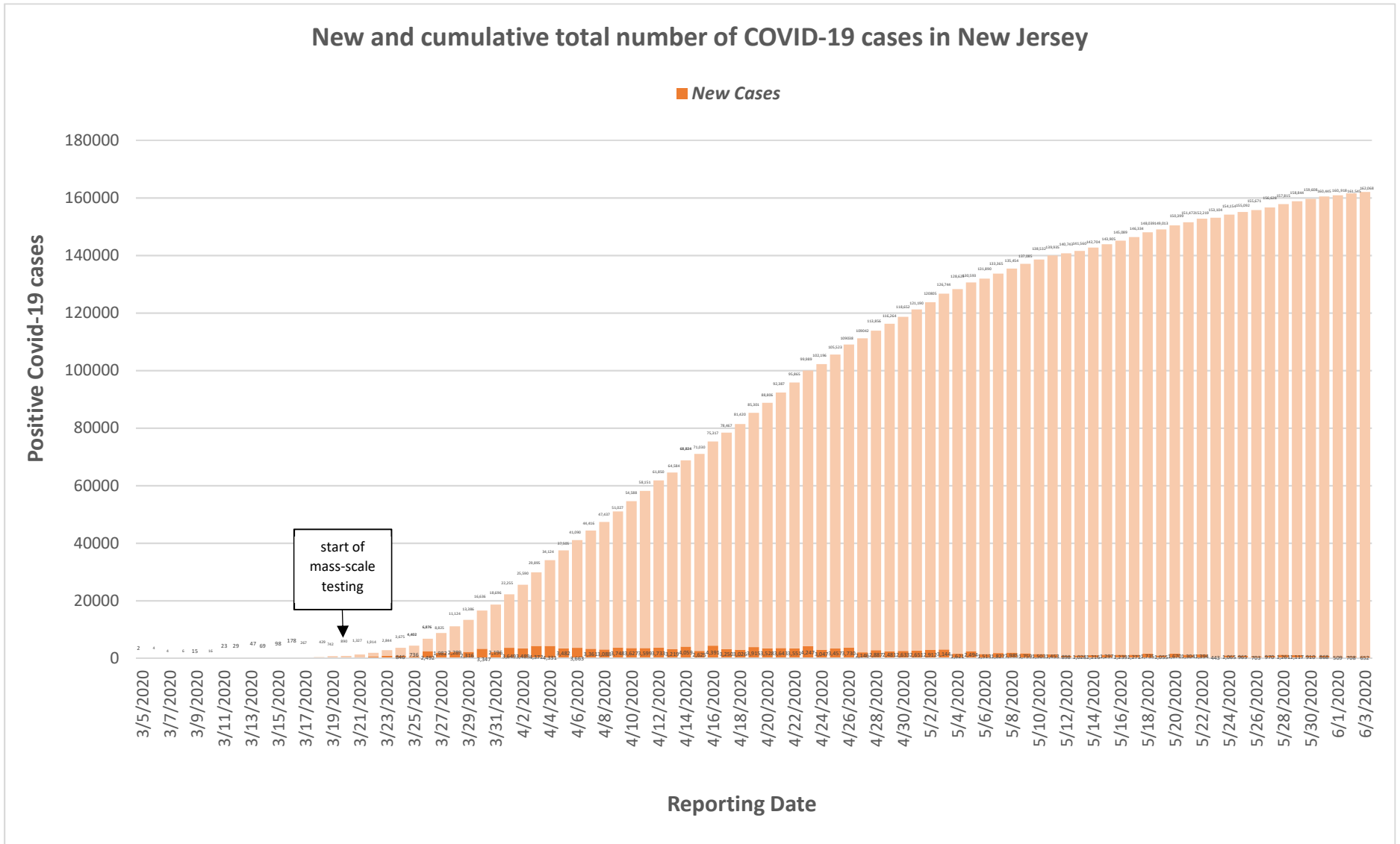
COVID-19 cases and deaths in New Jersey by Illness Onset Date, N=162,068

■ Total Cases ■ Deaths



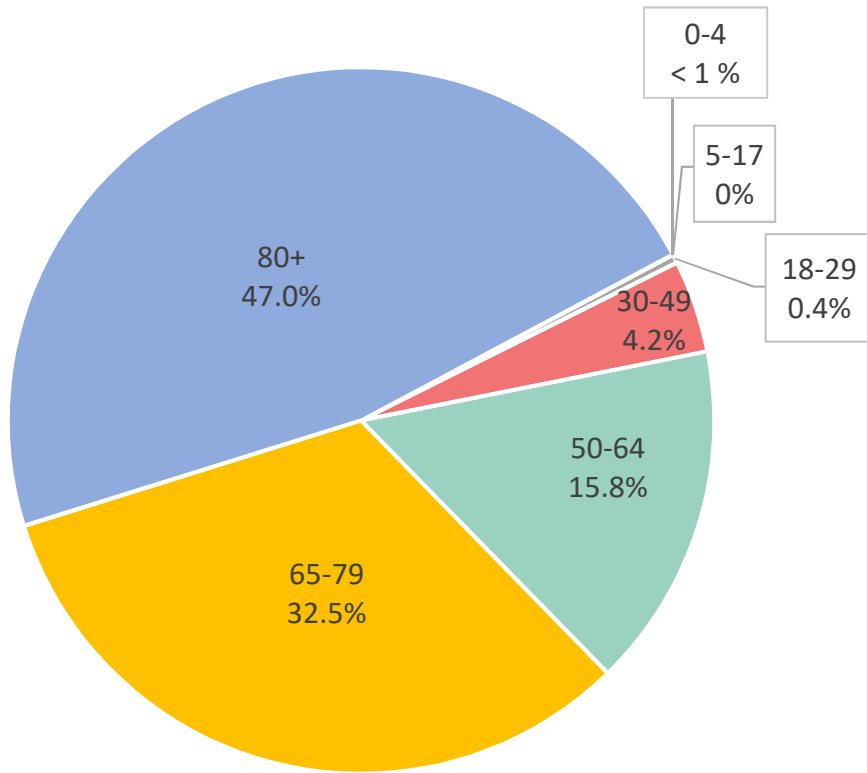
* If illness onset date was unknown then the earliest of the following dates are used from CDRSS: date of specimen collection, or case created date.

New Jersey Department of Health
 COVID-19 Confirmed Case Summary



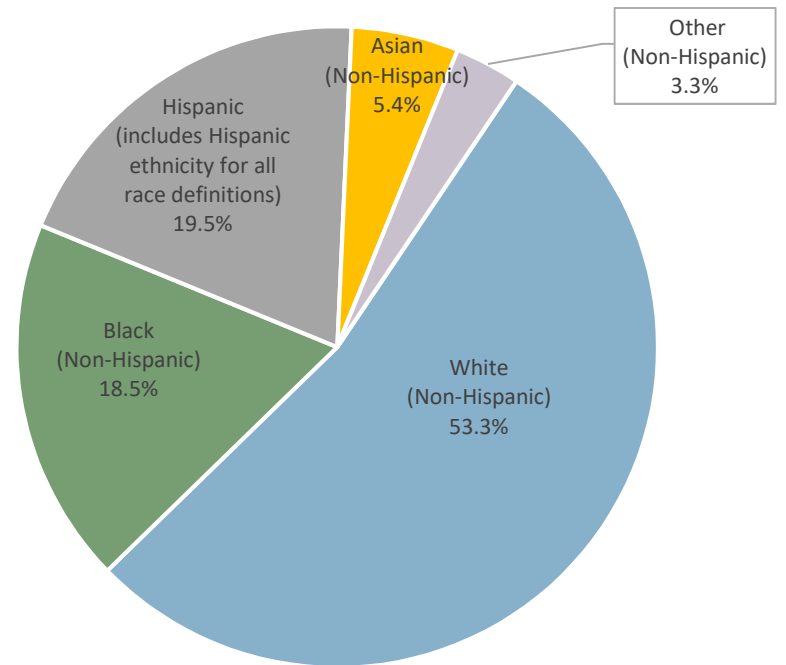
New Jersey Department of Health
 COVID-19 Confirmed Case Summary

Lab-confirmed COVID-associated deaths by age group
 (N=11,877*)



* Age is unknown for 3 (< 1%) of the lab-confirmed COVID associated deaths.

Lab-confirmed COVID-associated deaths by Race/Ethnicity
 (N=11,429*)



* Race/Ethnicity is unknown for 451 (3.8%) of the lab-confirmed COVID associated deaths. White, Black/African American, Asian, and Other groups include those with No or Unknown responses to the Hispanic/Latino question. Other includes Native Hawaiian or Other Pacific Islander , Other and people who identify with more than one race.