



New Jersey Department of Health
 COVID-19 Confirmed Case Summary

This document is produced by the Communicable Disease Service and includes information known as of:

10:00 PM – June 6, 2020

*****Data are preliminary and subject to change*****

Data represent information available within the Communicable Disease Reporting and Surveillance System (CDRSS) from 2/5/2020 to 6/6/2020 at 10:00 PM and reflect a cumulative summary of laboratory confirmed COVID cases and deaths reported to NJDOH.

Number of Confirmed Cases	164164	
Illness onset range (min and max) ¹	2/15/2020	6/6/2020
Deaths (Laboratory Confirmed)²	N§= 164164	Percent
	12176	7.4%
Cumulative Hospitalization³	N§= 72219	Percent
	18050	25.0%
Age Range (years)	N§= 163840	Percent
0 to 4	776	< 1%
5 to 17	3189	1.9%
18 to 29	20975	12.8%
30 to 49	52315	31.9%
50 to 64	46441	28.3%
65 to 79	23629	14.4%
80+	16515	10.1%
Age range in years (min and max)	< 1	108
Mean Age	51.78	
Median Age	51.50	
Gender	N§= 164164	Percent
Female	82394	50.2%
Male	80779	49.2%
Unknown	991	0.6%
Race/Ethnicity⁴	N§= 93364	Percent
White (non-Hispanic)	33159	35.5%
Hispanic (which includes Hispanic ethnicity for all race definitions)	28271	30.3%
Black (non-Hispanic)	16090	17.2%
Asian (non-Hispanic)	4770	5.1%
Other (non-Hispanic)	11074	11.9%

[§] N is equal to cases with **available** information.

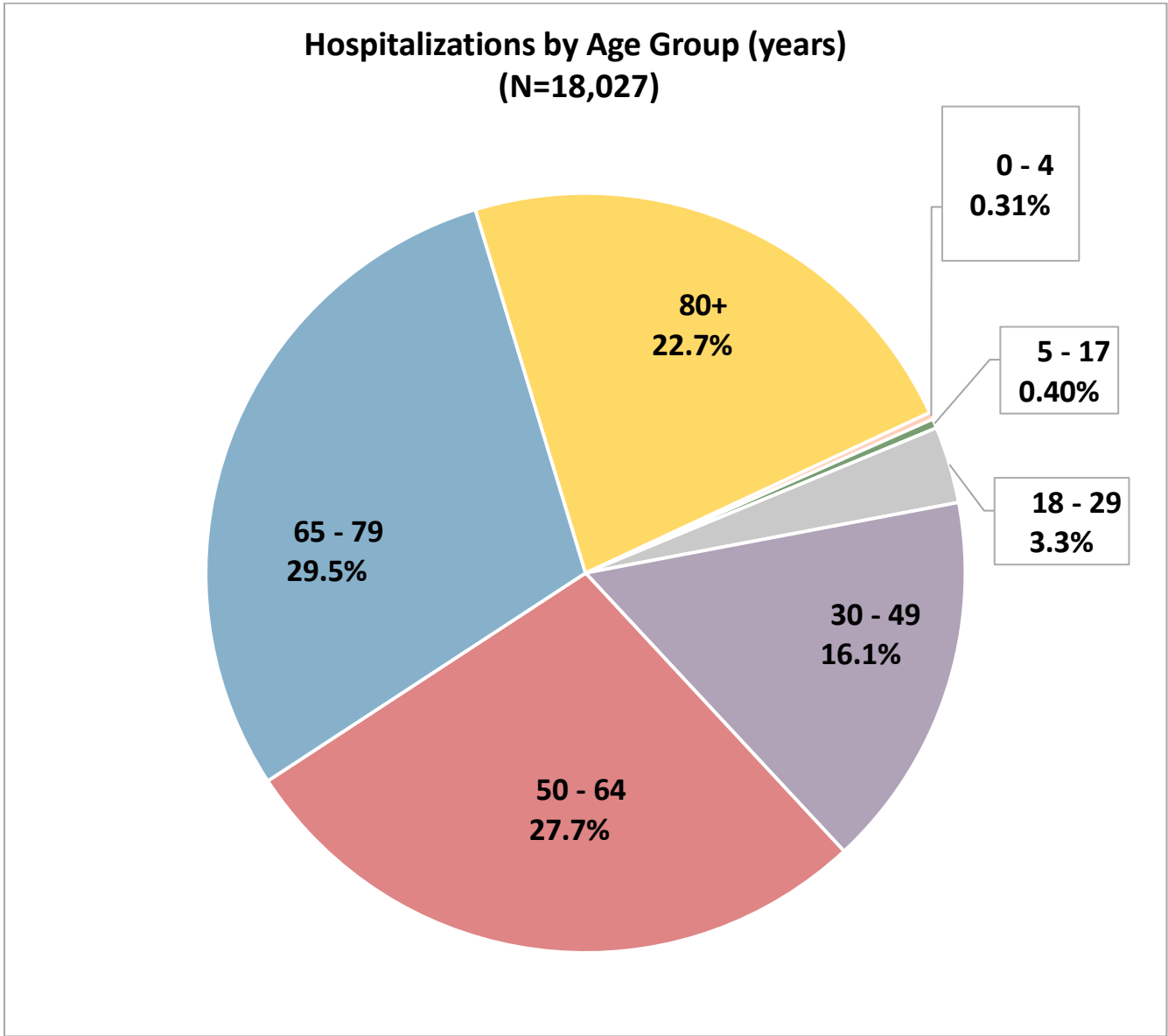
¹ If illness onset date was unknown then the earliest of the following dates are used from CDRSS: date of specimen collection, or case created date.

² All deaths are lab-confirmed.

³ Cumulative number of laboratory-confirmed COVID-19 cases with known hospitalization status. **This number does not reflect individuals currently hospitalized.**

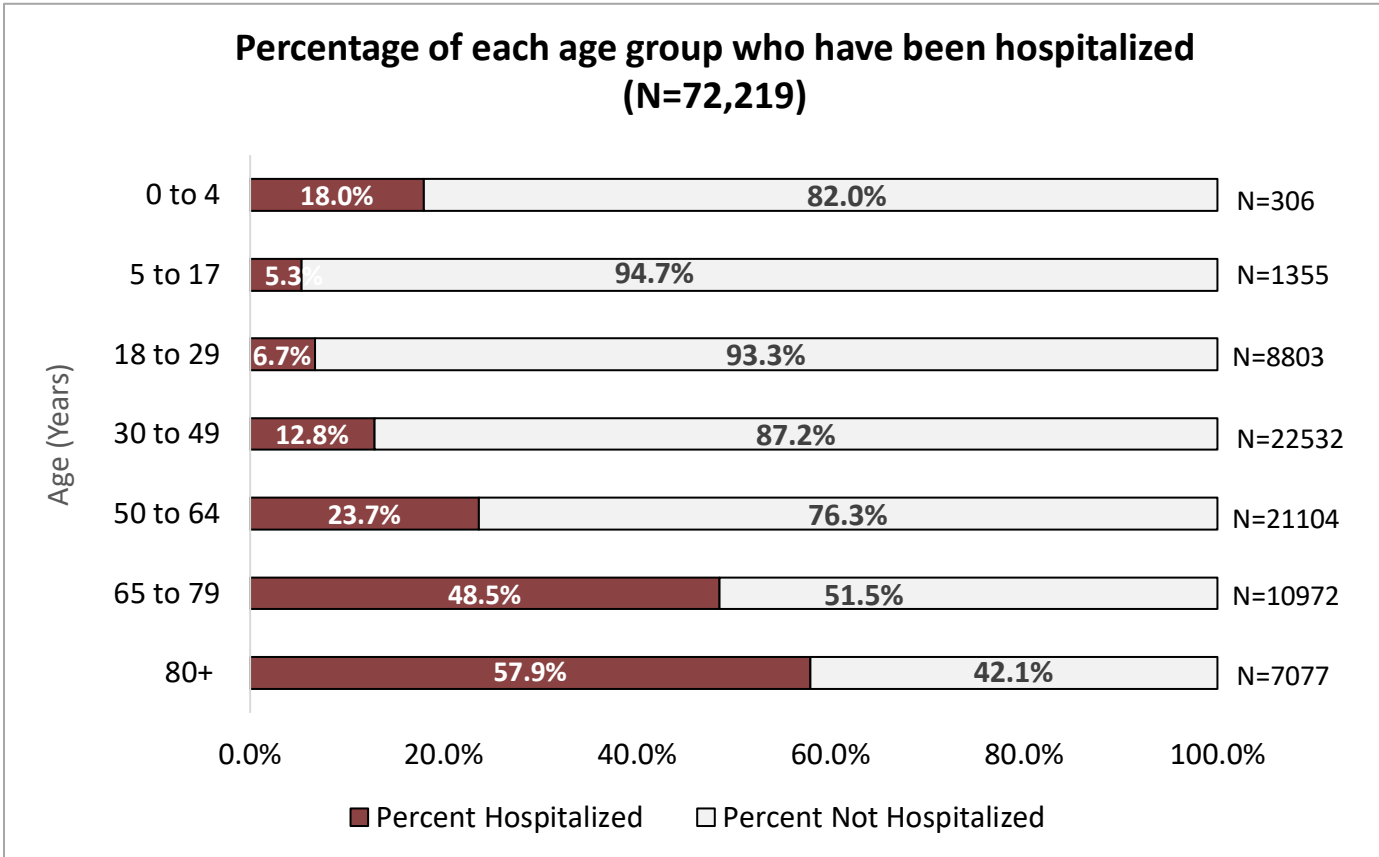
⁴ Race/Ethnicity: the White, Black/African American, Asian, and Other groups include those with No or Unknown responses to the Hispanic/Latino question. Other includes Native Hawaiian or Other Pacific Islander, American Indian or Alaska Native, Other and people who identify with more than one race.

New Jersey Department of Health
 COVID-19 Confirmed Case Summary



This chart shows the percentage of all cases who we know were hospitalized broken down by age group. For example, those in age groups less than 30 years old make up only a small percentage of all who have been hospitalized.

New Jersey Department of Health
 COVID-19 Confirmed Case Summary

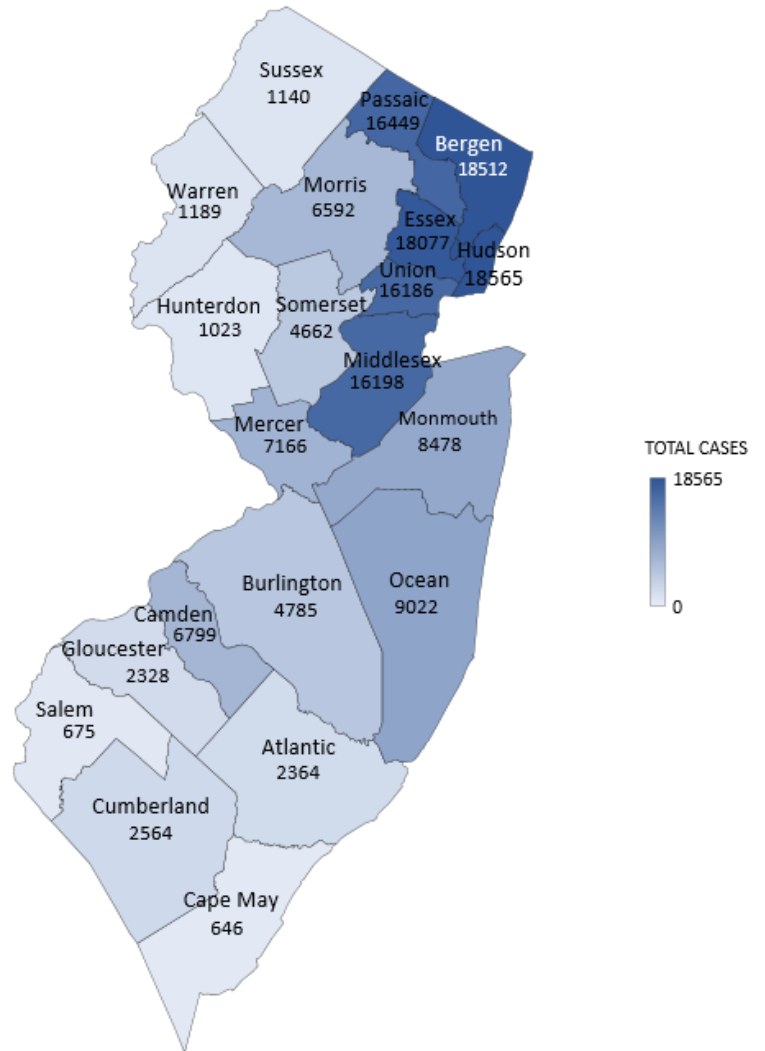


This chart shows the percentage of cases within each age group (for whom we have data) who have been hospitalized. For example, it shows that older adults are much more likely to be hospitalized compared to younger age groups.

New Jersey Department of Health
 COVID-19 Confirmed Case Summary

Cases by County

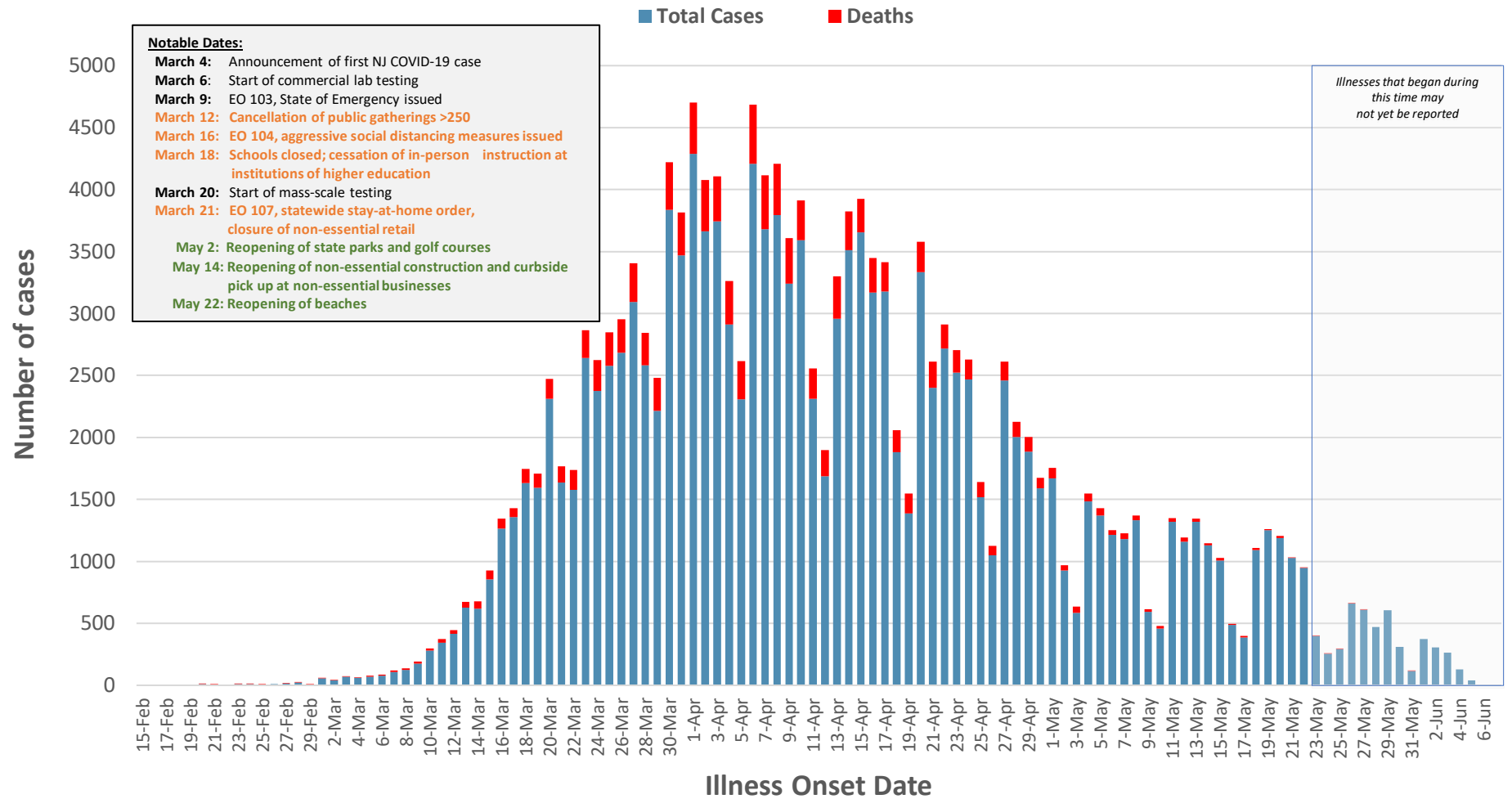
COUNTY	TOTAL CASES
ATLANTIC	2364
BERGEN	18512
BURLINGTON	4785
CAMDEN	6799
CAPE MAY	646
CUMBERLAND	2564
ESSEX	18077
GLOUCESTER	2328
HUDSON	18565
HUNTERDON	1023
MERCER	7166
MIDDLESEX	16198
MONMOUTH	8478
MORRIS	6592
OCEAN	9022
PASSAIC	16449
SALEM	675
SOMERSET	4662
SUSSEX	1140
UNION	16186
WARREN	1189
UNKNOWN	744
TOTAL	164164



* County information reflects most updated information in CDRSS.

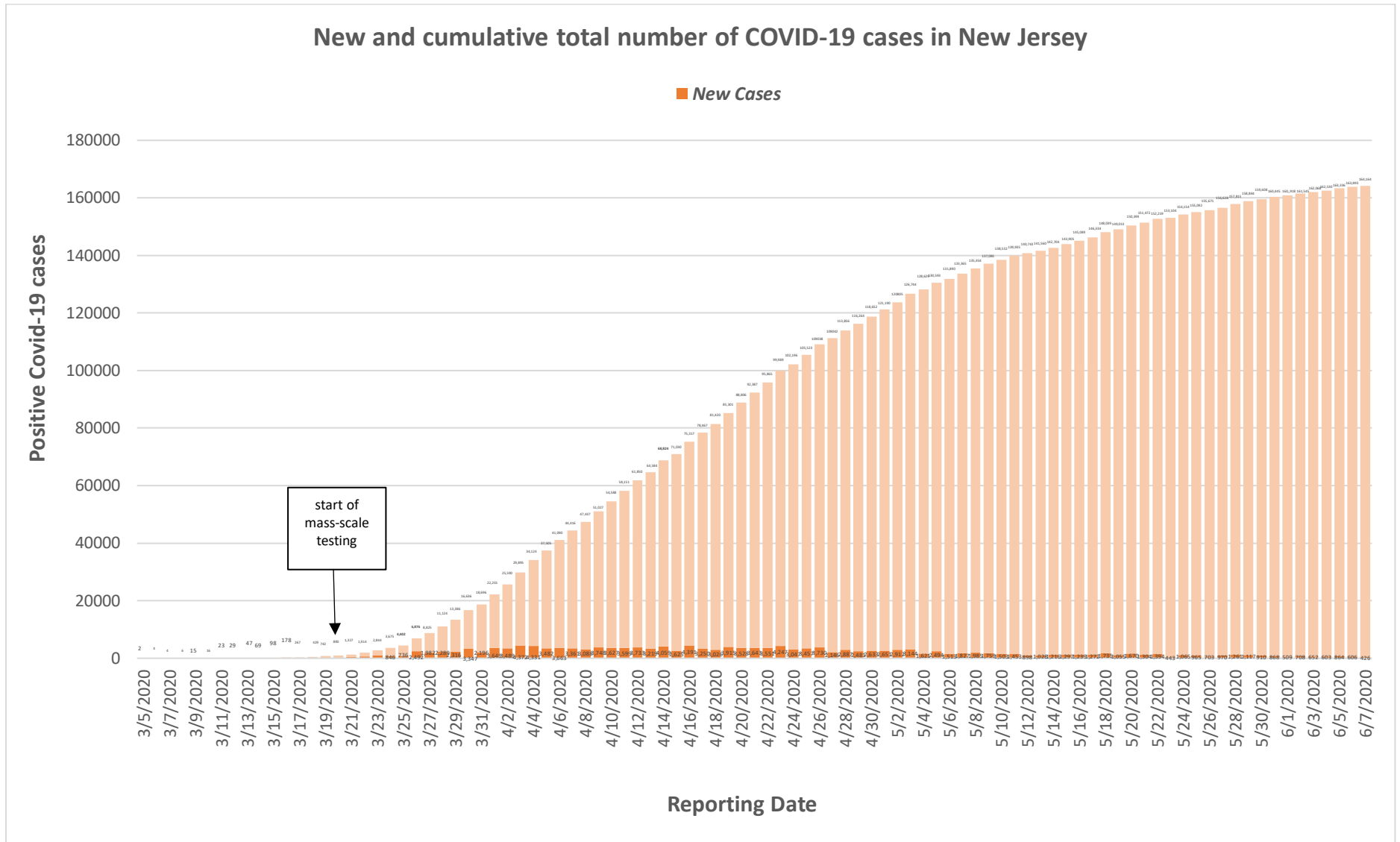
New Jersey Department of Health
 COVID-19 Confirmed Case Summary

COVID-19 cases and deaths in New Jersey by Illness Onset Date, N=164,164



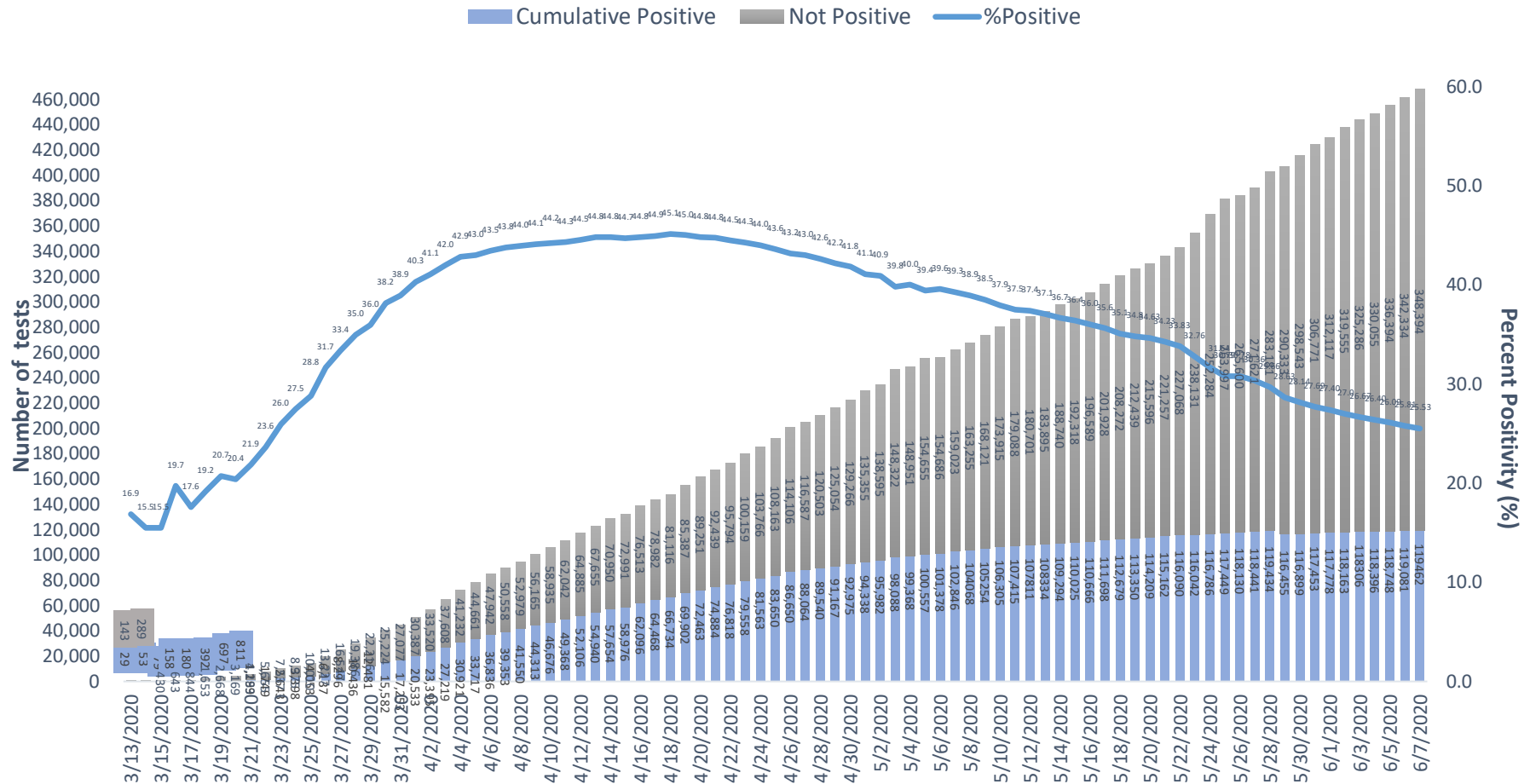
* If illness onset date was unknown then the earliest of the following dates are used from CDRSS: date of specimen collection, or case created date.

New Jersey Department of Health
 COVID-19 Confirmed Case Summary



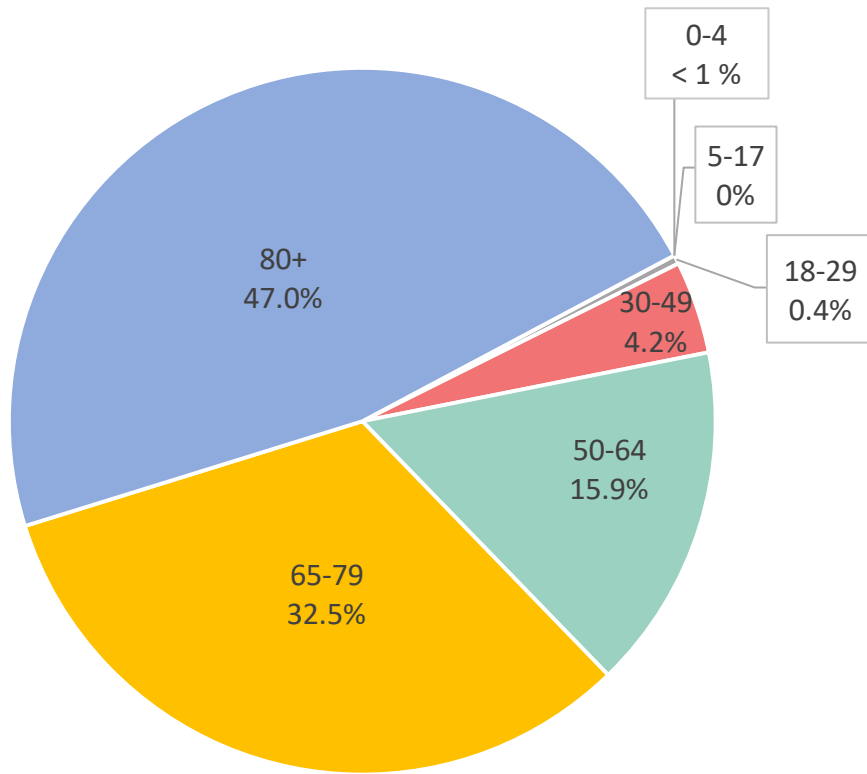
New Jersey Department of Health COVID-19 Confirmed Case Summary

COVID-19 Percent positivity reported by major laboratories*, New Jersey



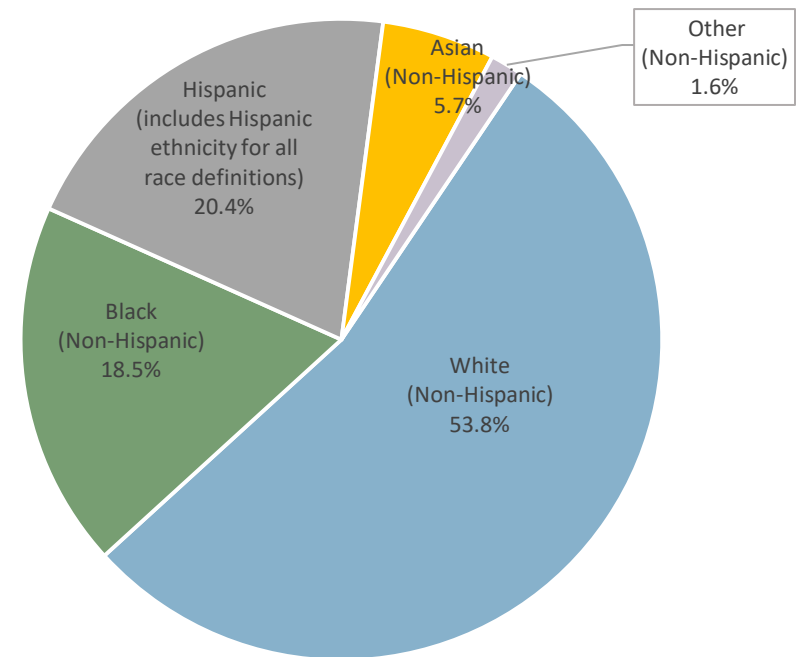
New Jersey Department of Health
 COVID-19 Confirmed Case Summary

Lab-confirmed COVID-associated deaths by age group
 (N=12,173*)



* Age is unknown for 3 (< 1%) of the lab-confirmed COVID associated deaths.

Lab-confirmed COVID-associated deaths by Race/Ethnicity
 (N=11,987*)



* Race/Ethnicity is unknown for 189 (1.6%) of the lab-confirmed COVID associated deaths. White, Black/African American, Asian, and Other groups include those with No or Unknown responses to the Hispanic/Latino question. Other includes Native Hawaiian or Other Pacific Islander, Other and people who identify with more than one race.