



New Jersey Department of Health
 COVID-19 Confirmed Case Summary

This document is produced by the Communicable Disease Service and includes information known as of:

10:00 PM – June 8, 2020

*****Data are preliminary and subject to change*****

Data represent information available within the Communicable Disease Reporting and Surveillance System (CDRSS) from 2/5/2020 to 6/8/2020 at 10:00 PM and reflect a cumulative summary of laboratory confirmed COVID cases and deaths reported to NJDOH.

Number of Confirmed Cases	164796	
Illness onset range (min and max) ¹	2/15/2020	6/8/2020
Deaths (Laboratory Confirmed)²	N§= 164796	Percent
	12303	7.5%
Cumulative Hospitalization³	N§= 73081	Percent
	18223	24.9%
Age Range (years)	N§= 164467	Percent
0 to 4	781	< 1%
5 to 17	3219	2.0%
18 to 29	21078	12.8%
30 to 49	52467	31.9%
50 to 64	46605	28.3%
65 to 79	23719	14.4%
80+	16598	10.1%
Age range in years (min and max)	< 1	108
Mean Age	51.77	
Median Age	51.50	
Gender	N§= 164796	Percent
Female	82754	50.2%
Male	81053	49.2%
Unknown	989	0.6%
Race/Ethnicity⁴	N§= 94048	Percent
White (non-Hispanic)	33391	35.5%
Hispanic (which includes Hispanic ethnicity for all race definitions)	28512	30.3%
Black (non-Hispanic)	16212	17.2%
Asian (non-Hispanic)	4810	5.1%
Other (non-Hispanic)	11123	11.8%

[§] N is equal to cases with **available** information.

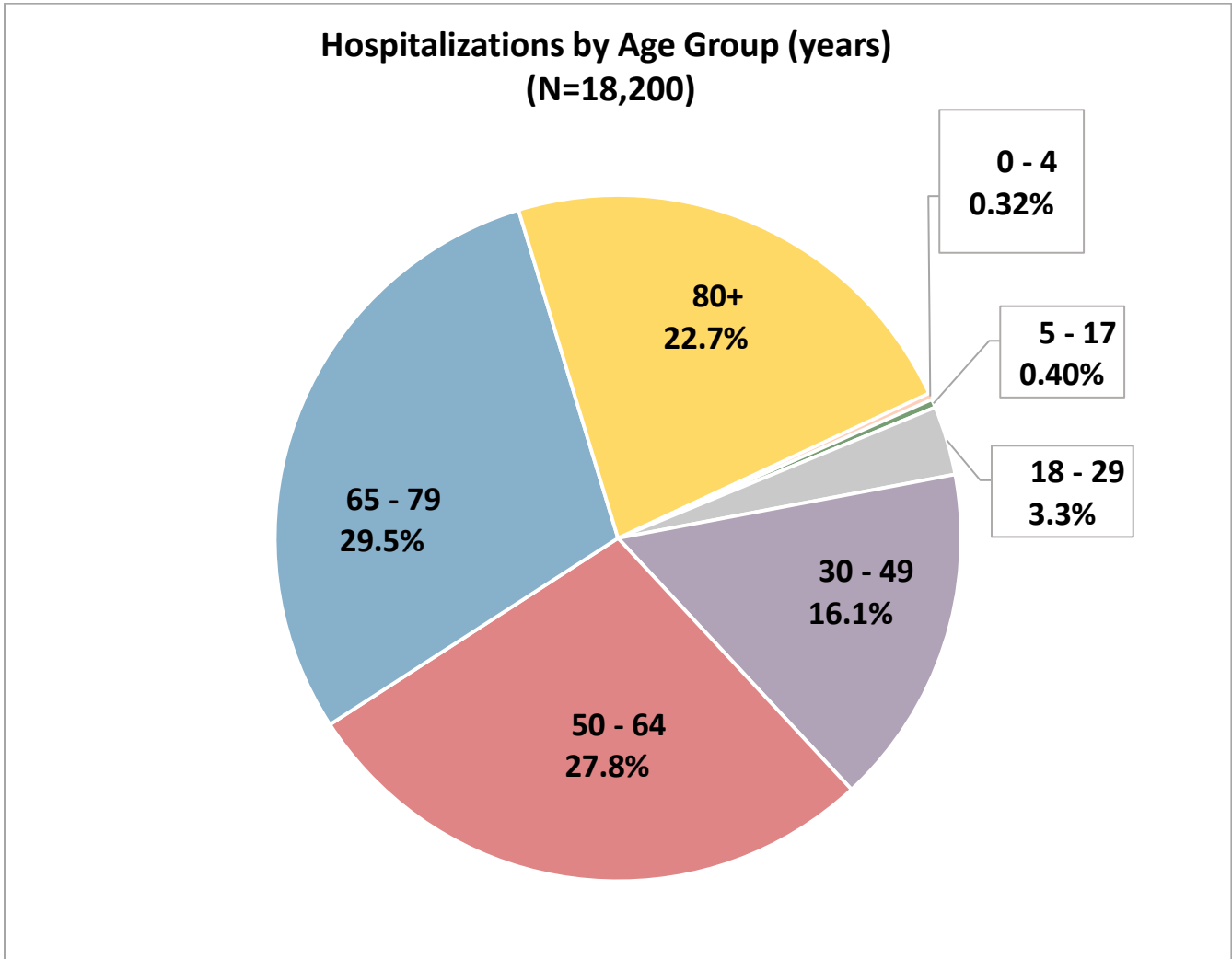
¹ If illness onset date was unknown then the earliest of the following dates are used from CDRSS: date of specimen collection, or case created date.

² All deaths are lab-confirmed.

³ Cumulative number of laboratory-confirmed COVID-19 cases with known hospitalization status. **This number does not reflect individuals currently hospitalized.**

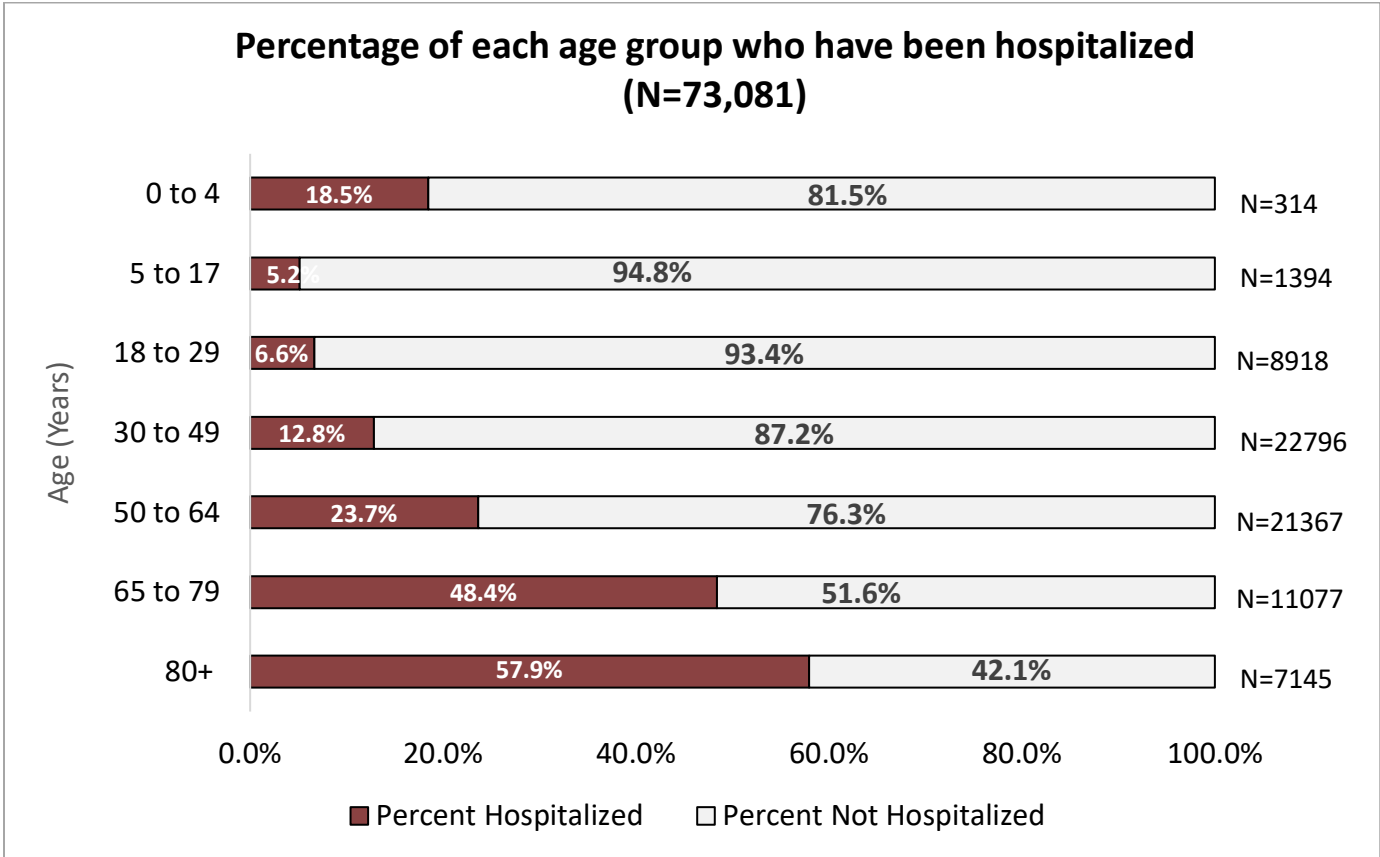
⁴ Race/Ethnicity: the White, Black/African American, Asian, and Other groups include those with No or Unknown responses to the Hispanic/Latino question. Other includes Native Hawaiian or Other Pacific Islander, American Indian or Alaska Native, Other and people who identify with more than one race.

New Jersey Department of Health
 COVID-19 Confirmed Case Summary



This chart shows the percentage of all cases who we know were hospitalized broken down by age group. For example, those in age groups less than 30 years old make up only a small percentage of all who have been hospitalized.

New Jersey Department of Health
 COVID-19 Confirmed Case Summary

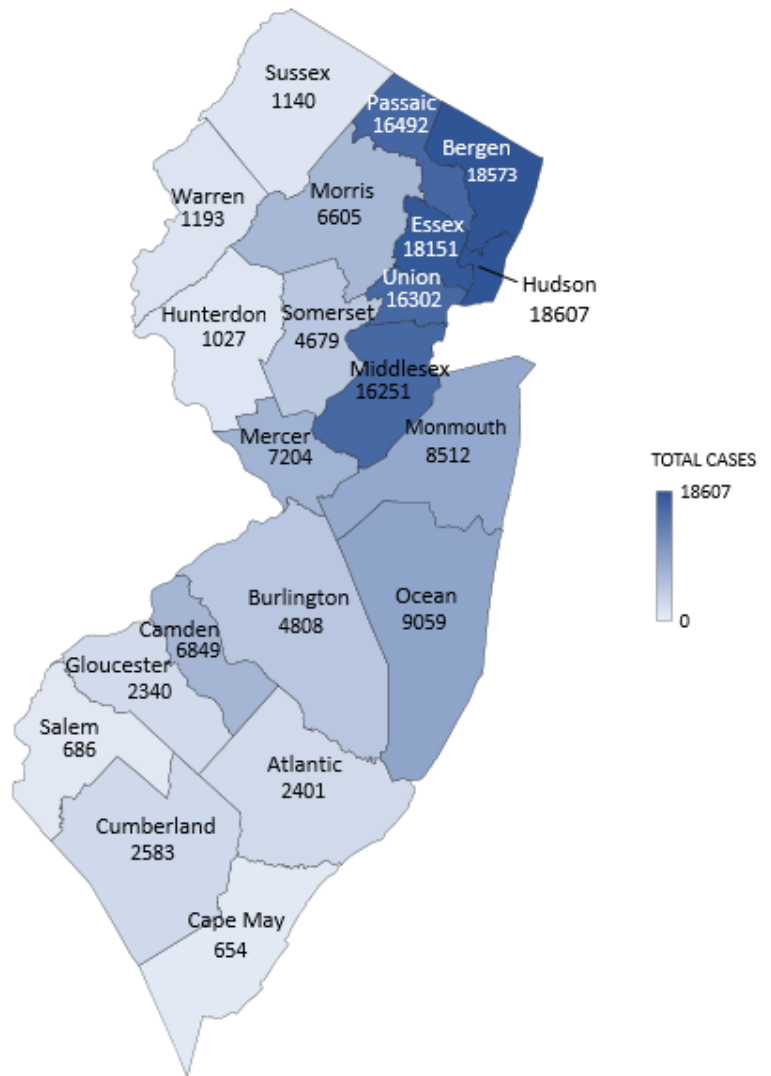


This chart shows the percentage of cases within each age group (for whom we have data) who have been hospitalized. For example, it shows that older adults are much more likely to be hospitalized compared to younger age groups.

New Jersey Department of Health
 COVID-19 Confirmed Case Summary

Cases by County

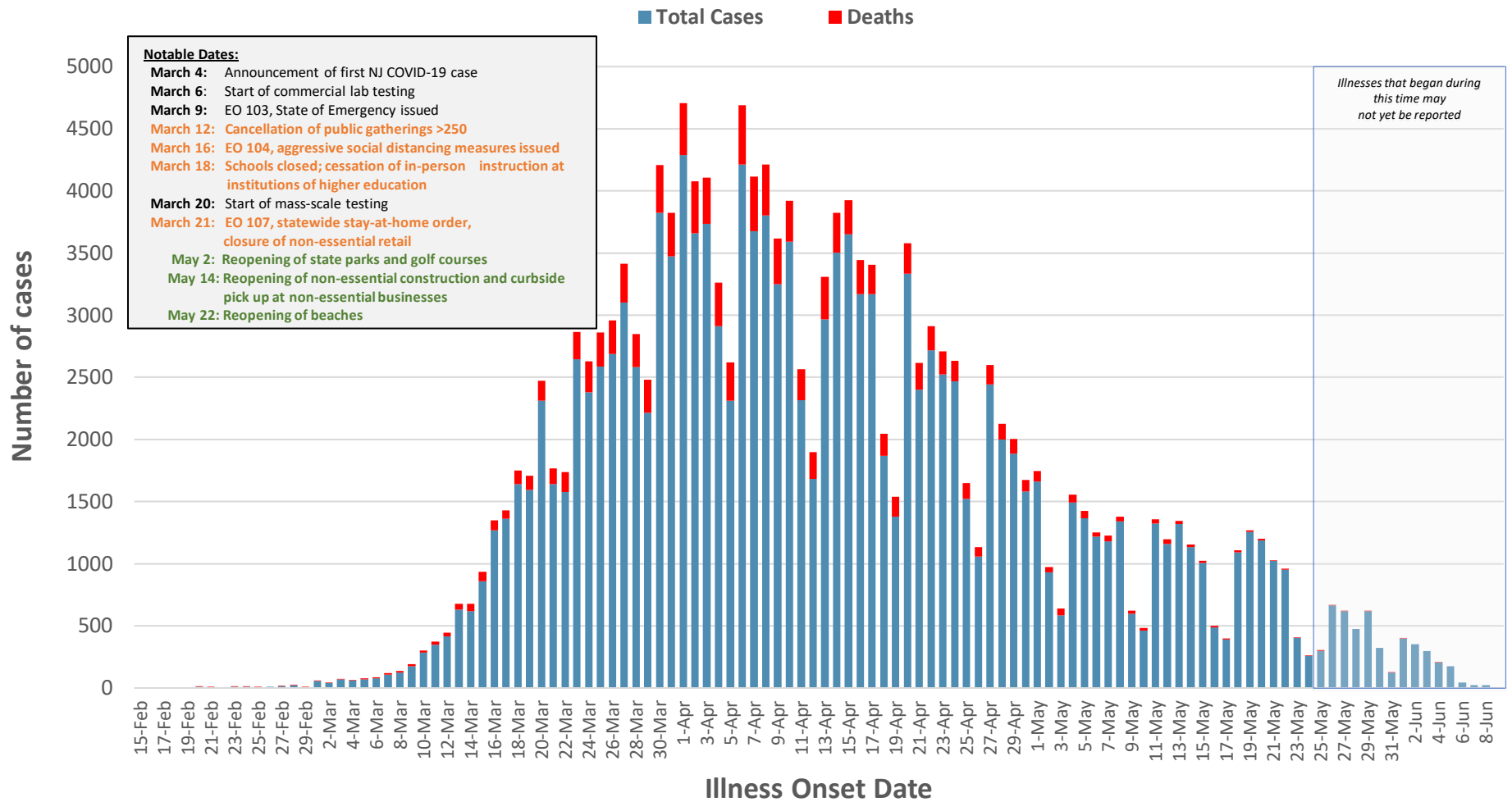
COUNTY	TOTAL CASES
ATLANTIC	2401
BERGEN	18573
BURLINGTON	4808
CAMDEN	6849
CAPE MAY	654
CUMBERLAND	2583
ESSEX	18151
GLOUCESTER	2340
HUDSON	18607
HUNTERDON	1027
MERCER	7204
MIDDLESEX	16251
MONMOUTH	8512
MORRIS	6605
OCEAN	9059
PASSAIC	16492
SALEM	686
SOMERSET	4679
SUSSEX	1140
UNION	16302
WARREN	1193
UNKNOWN	680
TOTAL	164796



* County information reflects most updated information in CDRSS.

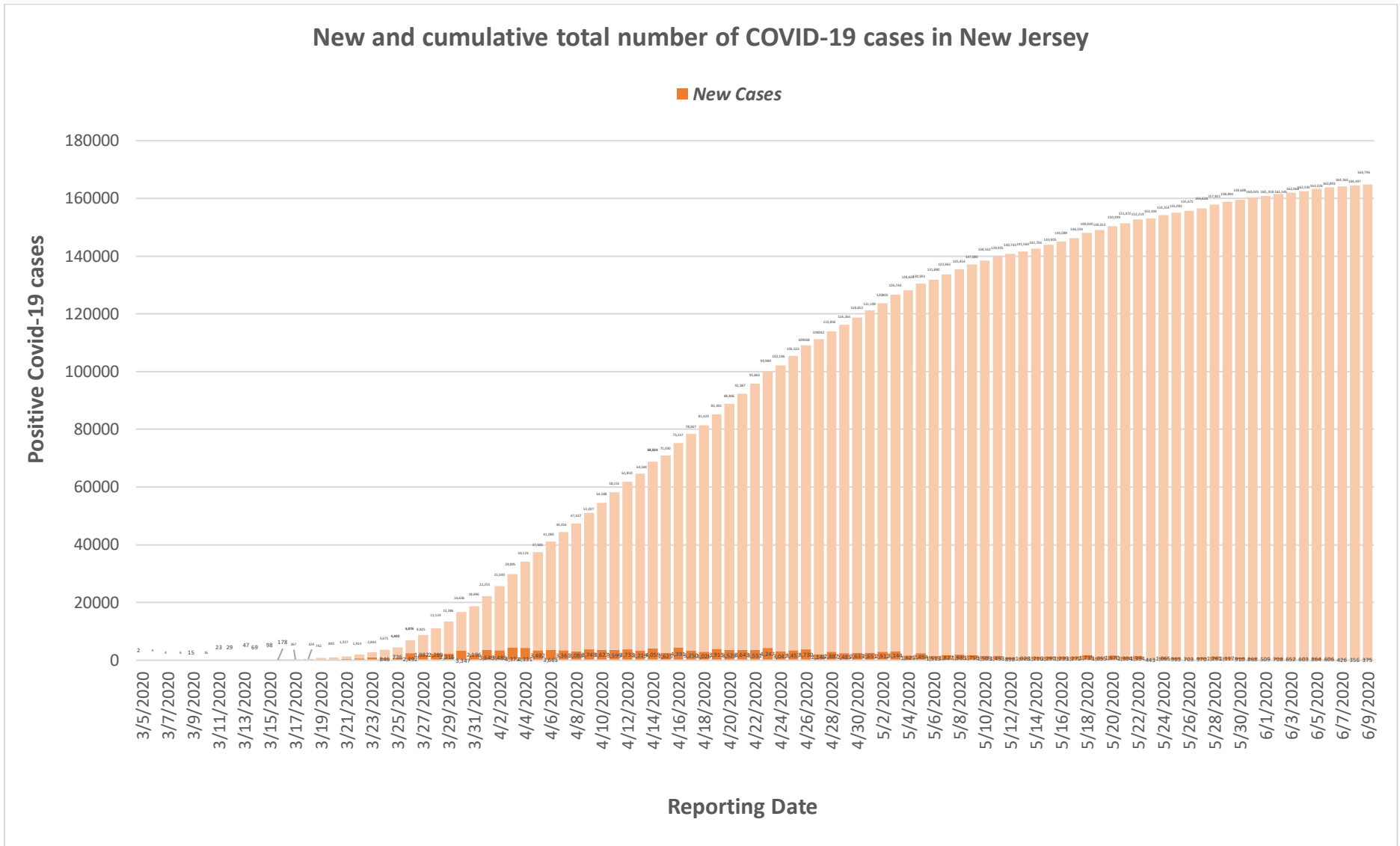
New Jersey Department of Health
 COVID-19 Confirmed Case Summary

COVID-19 cases and deaths in New Jersey by Illness Onset Date, N=164,796



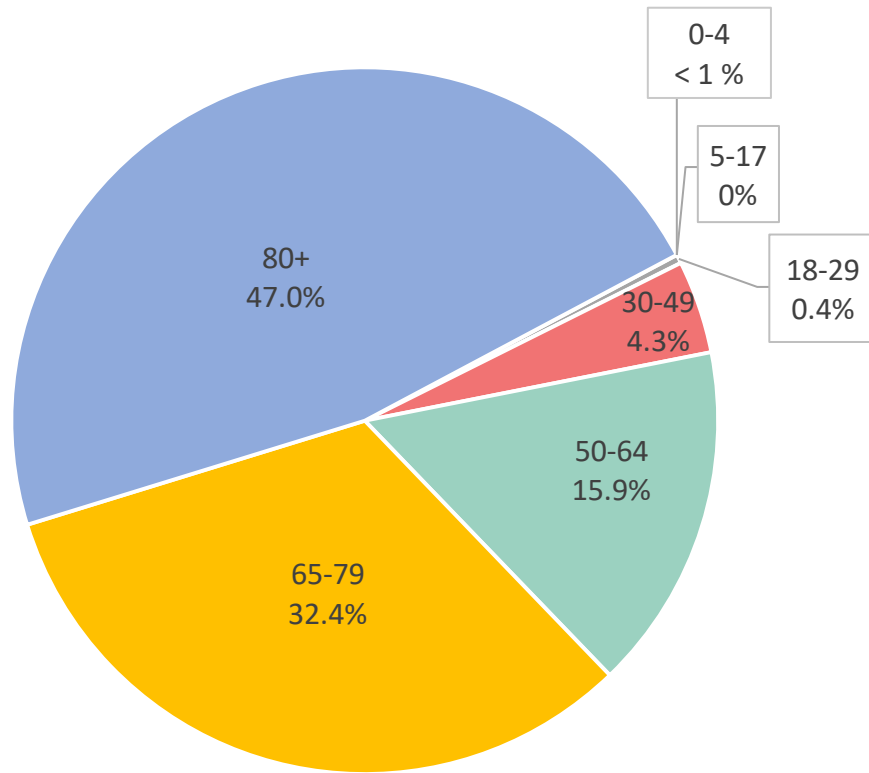
* If illness onset date was unknown then the earliest of the following dates are used from CDRSS: date of specimen collection, or case created date.

New Jersey Department of Health
 COVID-19 Confirmed Case Summary



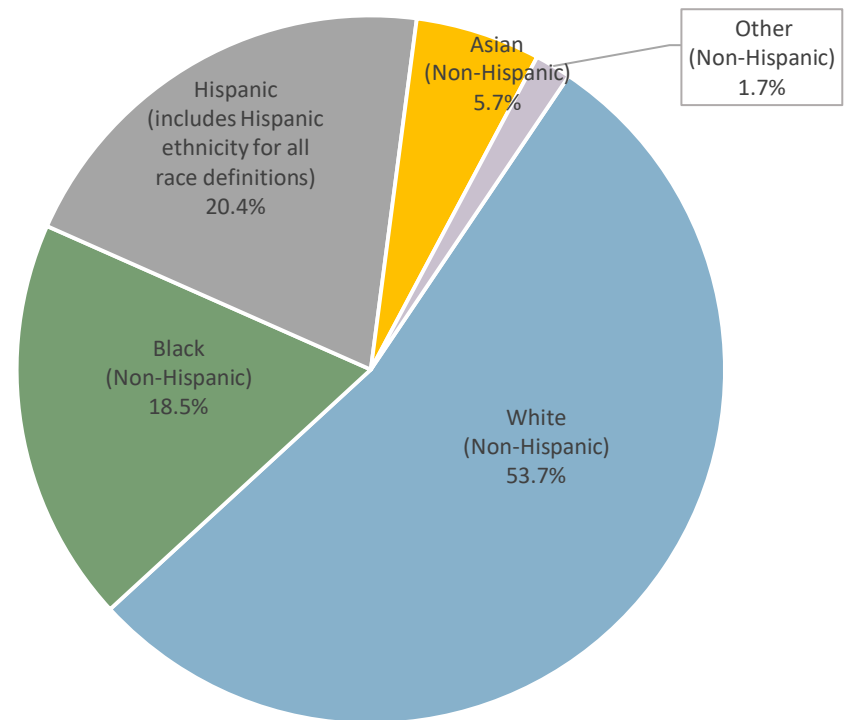
New Jersey Department of Health
 COVID-19 Confirmed Case Summary

Lab-confirmed COVID-associated deaths by age group
 (N=12,299*)



* Age is unknown for 4 (< 1%) of the lab-confirmed COVID associated deaths.

Lab-confirmed COVID-associated deaths by Race/Ethnicity
 (N=12,106*)



* Race/Ethnicity is unknown for 197 (1.6%) of the lab-confirmed COVID associated deaths. White, Black/African American, Asian, and Other groups include those with No or Unknown responses to the Hispanic/Latino question. Other includes Native Hawaiian or Other Pacific Islander, Other and people who identify with more than one race.