

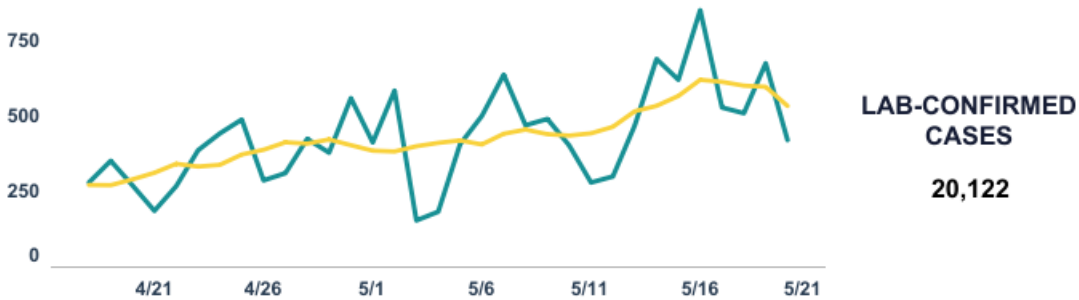


COVID-19 North Carolina Dashboard

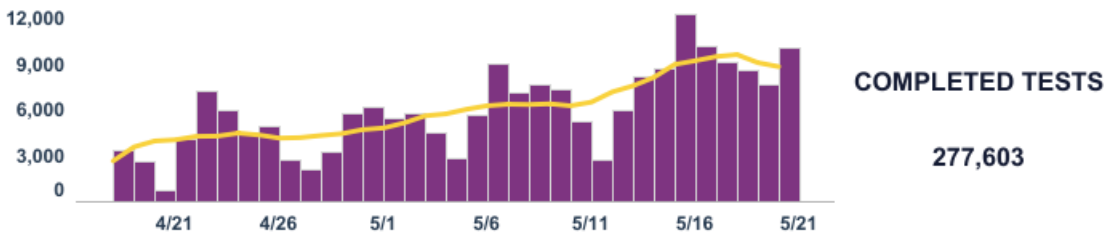
Updated daily by 11 a.m. Last updated at 12:15 p.m., on May 20, 2020.

Knowing when to dial up or down measures that slow the spread of the virus depends on North Carolina's testing, tracing and trends. This dashboard provides an overview on the metrics and capacities that the state is following.

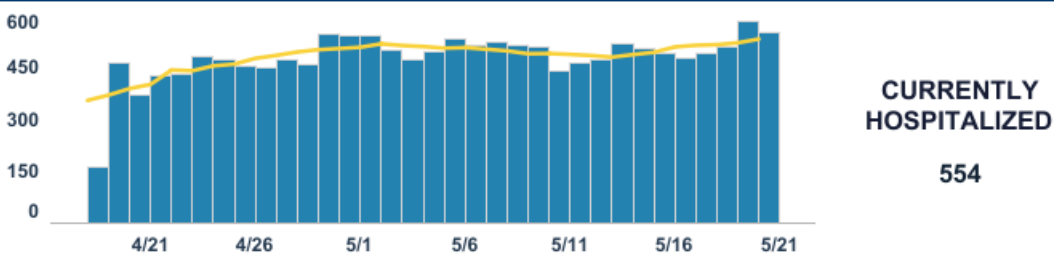
Daily Cases i



Daily Tests i

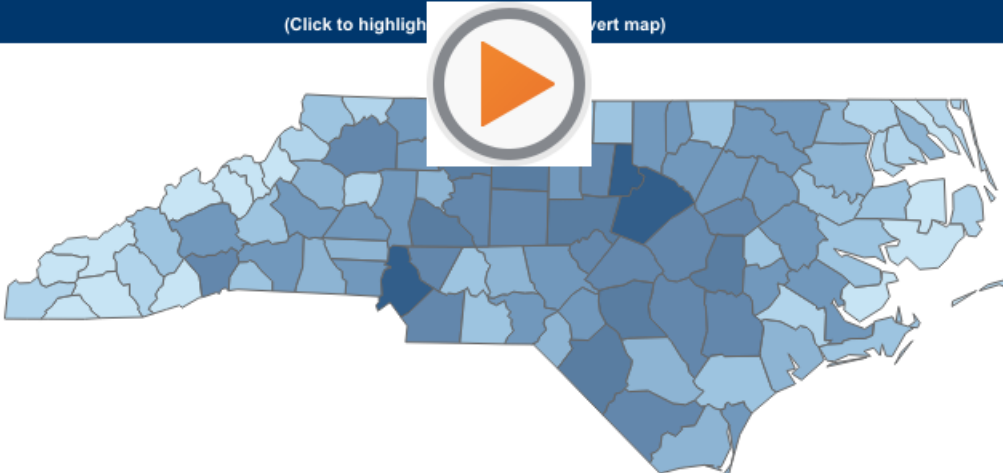


Daily Number of People Currently Hospitalized i



County Map by Cases i

(Click to highlight | | [invert map](#))



- 0
- 1-10
- 10-25
- 25-50
- 50-100
- 100-250
- 250-500
- 500-1000
- 1000+

Select Geography **Search for County** **Select Metric**

- County
- ZIP Code
- Cases
- Cases per 10,000 residents

County Cases and Deaths
(Click to highlight map, unclick to revert map)

County	Cases	Deaths
Alamance	229	12
Alexander	23	0
Alleghany	12	0
Anson	50	0
Ashe	28	0

May 20, 2020

+ a b | e a u

Dashboard

[CLI Surveillance](#)

[Cases](#)

[Testing](#)

[Hospitalizations](#)

[Contact Tracing](#)

[PPE](#)

[Congregate Living Settings](#)

[Reports](#)

[About the Data](#)

Share this page:





Get Updates

✉ Sign Up
for Email Updates

Sign Up →

☰ Text COVIDNC
to 898211

Need Help?

☎ Dial 2-1-1
or 888-892-1162

🚒 Dial 9-1-1
in case of emergency

Contact Information

NC Department of Health and Human Services
2001 Mail Service Center
Raleigh, NC 27699-2000
Customer Service Center: 1-800-662-7030
For COVID-19 questions call 2-1-1

Census 2020

Recent Tweets

Tweets by [@ncdhhs](#)

Stay Connected



Twitter



RSS



YouTube



LinkedIn



Facebook



Instagram

[NC.GOV HOME](#)



[TRANSLATION DISCLAIMER](#)



[ACCESSIBILITY](#)



[TERMS OF USE](#)



[PRIVACY POLICY](#)



[OPEN BUDGET](#)



NCDHHS
COVID-19 Response