



# COVID-19 North Carolina Dashboard

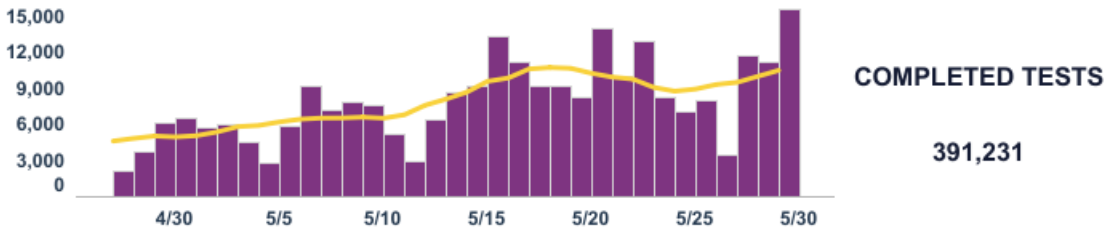
Updated daily by approximately 11 a.m. Last updated May 29, 2020 at 10:55 a.m.

Knowing when to dial up or down measures that slow the spread of the virus depends on North Carolina's testing, tracing and trends. This dashboard provides an overview on the metrics and capacities that the state is following.

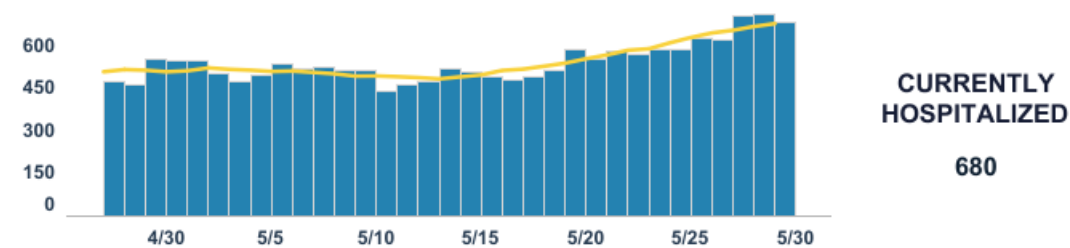
## Daily Cases i



## Daily Tests i

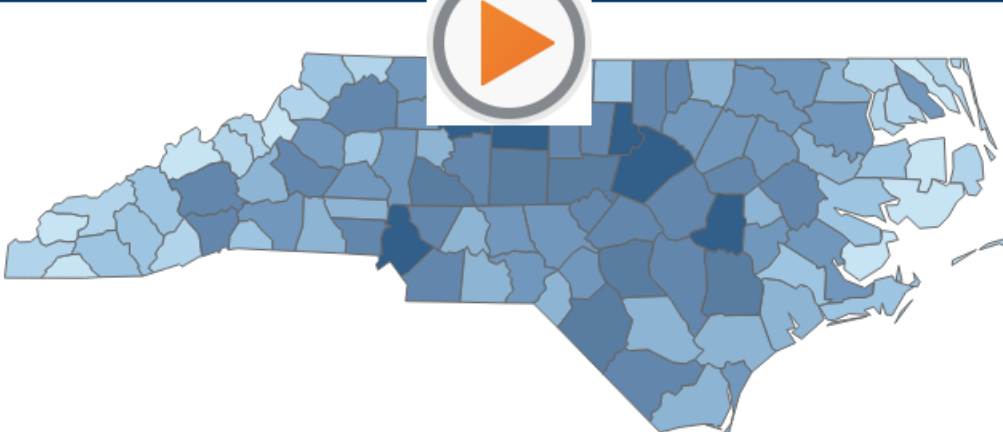


## Daily Number of People Currently Hospitalized i



## County Map by Cases i

(Click to highlight | | [invert map](#))



Map Credit: NCDHHS

- 1-10
- 25-50
- 100-250
- 500-1000
- 10-25
- 50-100
- 250-500
- 1000+

Select Geography

Search for County

Select Metric

- County
- ZIP Code

- Cases
- Cases per 10,000 residents

County Cases and Deaths

(Click to highlight map, unclick to revert map)

County	Cases	Deaths
Alamance	307	20
Alexander	30	0
Alleghany	14	0
Anson	63	1
Ashe	36	0

May 29, 2020

+ a b | e a u

# Dashboard

[CLI Surveillance](#)

[Cases](#)

[Testing](#)

[Hospitalizations](#)

[Contact Tracing](#)

[PPE](#)

[Congregate Living Settings](#)

[Reports](#)

[About the Data](#)

Share this page:





## Get Updates

---

✉ Sign Up  
for Email Updates

Sign Up →

☰ Text COVIDNC  
to 898211

## Need Help?

---

☎ Dial 2-1-1  
or 888-892-1162

🚒 Dial 9-1-1  
in case of emergency

## Contact Information

---

NC Department of Health and Human Services  
2001 Mail Service Center  
Raleigh, NC 27699-2000  
Customer Service Center: 1-800-662-7030  
For COVID-19 questions call 2-1-1

## Census 2020

## Recent Tweets

---

Tweets by [@ncdhhs](#)

## Stay Connected

---



Twitter



RSS



YouTube



LinkedIn



Facebook



Instagram

[NC.GOV HOME](#)



[TRANSLATION DISCLAIMER](#)



[ACCESSIBILITY](#)



[TERMS OF USE](#)



[PRIVACY POLICY](#)



[OPEN BUDGET](#)



**NCDHHS**  
COVID-19 Response