



## COVID-19 North Carolina Dashboard

Knowing when to dial up or down measures that slow the spread of the virus depends on North Carolina's testing, tracing and trends. This dashboard provides an overview on the metrics and capacities that the state is following.

*Beginning June 2, the NC COVID-19 Dashboard will be updated at approximately noon daily, rather than 11 a.m. Increased testing has required additional time to process data.*

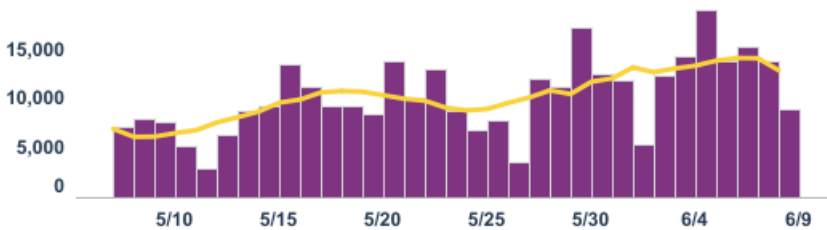
Updated daily by approximately 12:00 p.m. Last updated June 8, 2020 at 11:35 a.m...

### Daily Cases i



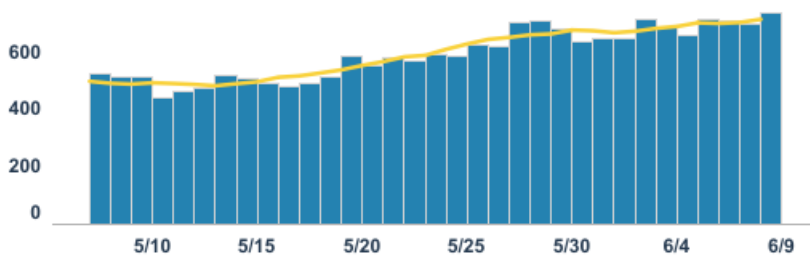
**LAB-CONFIRMED CASES**  
36,484

### Daily Tests i



**COMPLETED TESTS**  
520,113

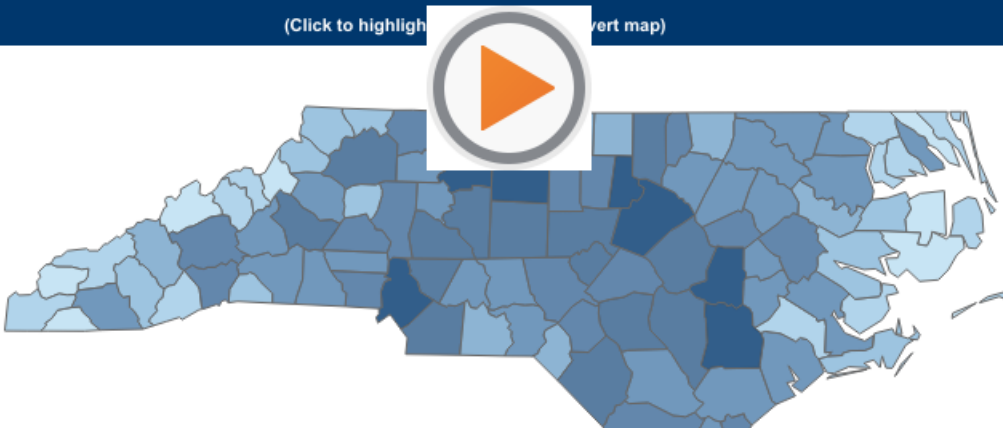
### Daily Number of People Currently Hospitalized i



**CURRENTLY HOSPITALIZED**  
739

### County Map by Cases i

(Click to highlight ivert map)





© 2020 Mapbox © OpenStreetMap

Map Credit: NCDHHS

- 1-10
- 25-50
- 100-250
- 500-1000
- 10-25
- 50-100
- 250-500
- 1000+

**Select Geography**

County

ZIP Code

**Search for County**

All

**Select Metric**

Cases

Cases per 10,000 residents

**County Cases and Deaths**  
(Click to highlight map, unclick to revert map)

County	Cases	Deaths
Alamance	494	23
Alexander	43	0
Alleghany	29	0
Anson	74	1
Ashe	40	0
Avery	4	0
Beaufort	41	0

June 8, 2020

+ a b | e a u

## Dashboard

[CLI Surveillance](#)

[Cases](#)

[Testing](#)

[Hospitalizations](#)

[Contact Tracing](#)

[PPE](#)

[Congregate Living Settings](#)

[Reports](#)

[About the Data](#)

Share this page:



## Contact Information

---

NC Department of Health and Human Services  
2001 Mail Service Center  
Raleigh, NC 27699-2000  
Customer Service Center: 1-800-662-7030  
For COVID-19 questions call 2-1-1

## Census 2020

## Recent Tweets

---

[Tweets by @ncdhhs](#)

## Stay Connected

---



[TRANSLATION DISCLAIMER](#)

---



[ACCESSIBILITY](#)

---



[TERMS OF USE](#)

---



[PRIVACY POLICY](#)

---



[OPEN BUDGET](#)

---

