



COVID-19 North Carolina Dashboard

Knowing when to dial up or down measures that slow the spread of the virus depends on North Carolina's testing, tracing and trends. This dashboard provides an overview on the metrics and capacities that the state is following.

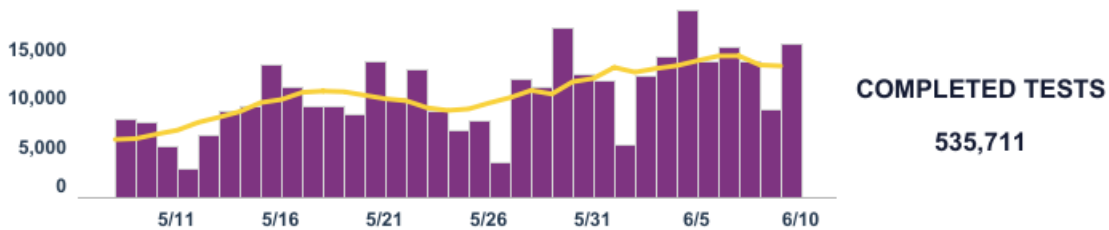
Beginning June 2, the NC COVID-19 Dashboard will be updated at approximately noon daily, rather than 11 a.m. Increased testing has required additional time to process data.

Updated daily by approximately 12:00 p.m. Last updated June 9, 2020 at 12:00 p.m...

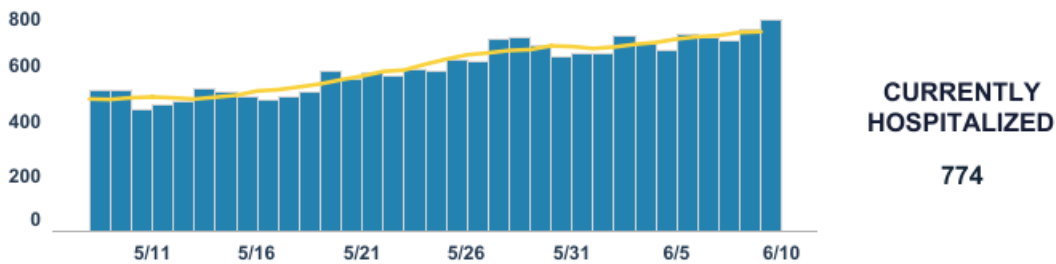
Daily Cases i



Daily Tests i

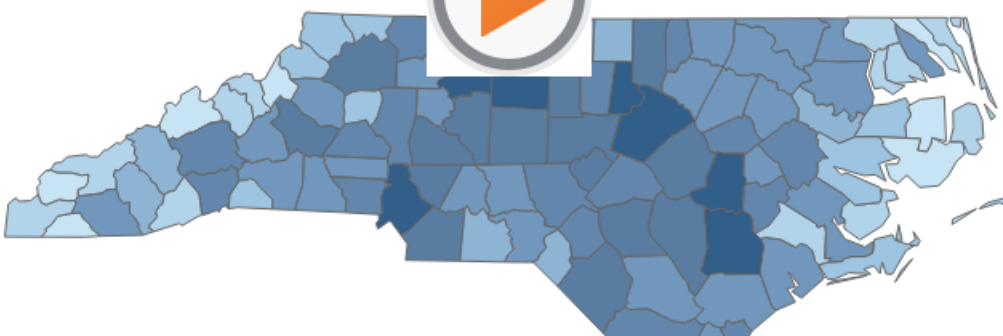


Daily Number of People Currently Hospitalized i



County Map by Cases i

(Click to highlight)  [vert map](#)





© 2020 Mapbox © OpenStreetMap

Map Credit: NCDHHS

- 1-10
- 25-50
- 100-250
- 500-1000
- 10-25
- 50-100
- 250-500
- 1000+

Select Geography

County

ZIP Code

Search for County

All

Select Metric

Cases

Cases per 10,000 residents

County Cases and Deaths
(Click to highlight map, unclick to revert map)

County	Cases	Deaths
Alamance	519	23
Alexander	43	0
Alleghany	30	0
Anson	78	1
Ashe	41	0
Avery	6	0
Beaufort	43	0

June 9, 2020

+ a b | e a u

Dashboard

[CLI Surveillance](#)

[Cases](#)

[Testing](#)

[Hospitalizations](#)

[Contact Tracing](#)

[PPE](#)

[Congregate Living Settings](#)

[Reports](#)

[About the Data](#)

Share this page:



Contact Information

NC Department of Health and Human Services
2001 Mail Service Center
Raleigh, NC 27699-2000
Customer Service Center: 1-800-662-7030
For COVID-19 questions call 2-1-1

Census 2020

Recent Tweets

[Tweets by @ncdhhs](#)

Stay Connected



[TRANSLATION DISCLAIMER](#)



[ACCESSIBILITY](#)



[TERMS OF USE](#)



[PRIVACY POLICY](#)



[OPEN BUDGET](#)



NCDHHS
COVID-19 Response