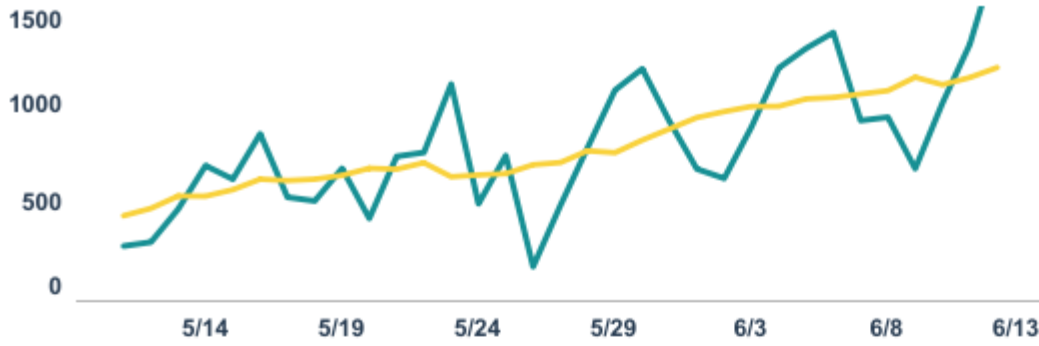
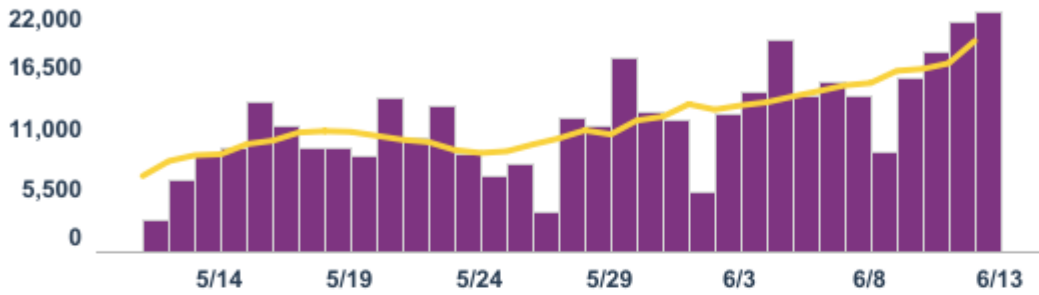


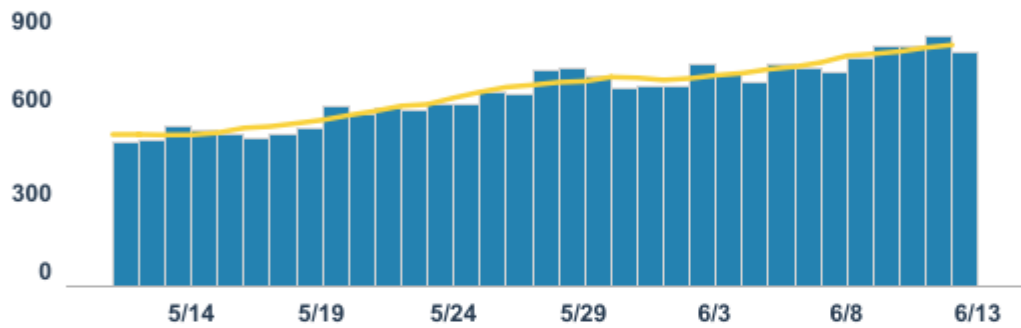
Daily Cases



Daily Tests



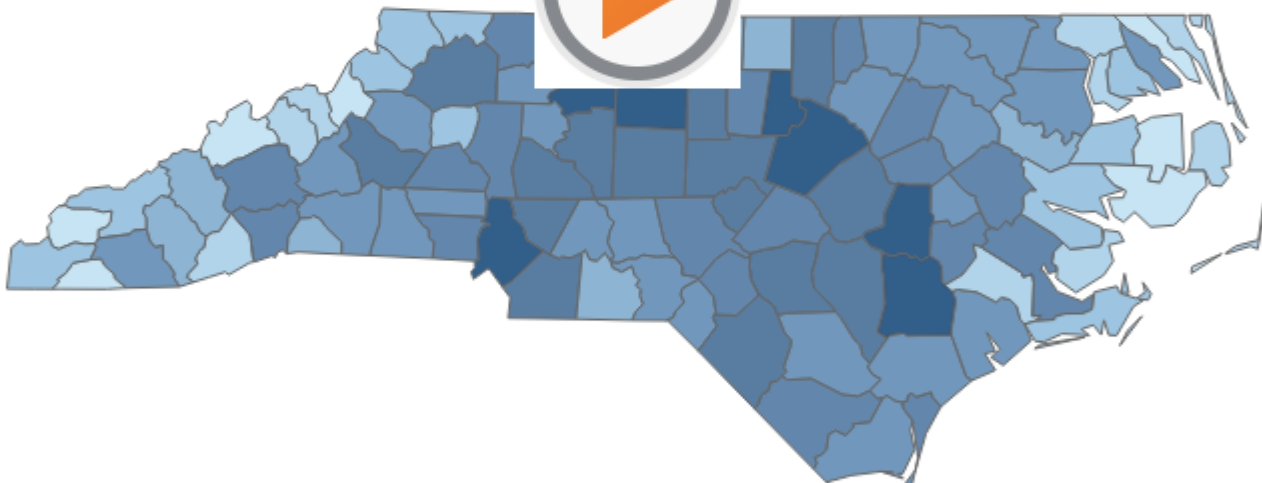
Daily Number of People Currently Hospitalized



County Map by Cases



(Click to highlight |  | [invert map](#))



44|61|73|68|62|6F|61|72|64

43|4C|49|53|79|77|76|65|69|6C|6C|61|6F|63|65|28|2F|64|61|73|68|62|6F|61|72|64|2F|63|6C|69|2D|73|79|72|76|63|69|6C|6C|61|6F|63|65|29

43|61|73|65|73|28|2F|64|61|73|68|62|6F|61|72|64|2F|63|61|73|65|73|29

44|65|73|74|69|6F|67|28|2F|64|61|73|68|62|6F|61|72|64|2F|74|65|73|74|69|6F|67|29

48|6F|73|70|69|74|61|6C|69|7A|61|74|69|6F|6E|73|28|2F|64|61|73|68|62|6F|61|72|64|2F|68|6F|73|70|69|74|61|6C|69|7A|61|74|69|6F|6E|73|29

43|6F|6F|74|61|63|74|54|72|61|63|69|6E|67|28|2F|64|61|73|68|62|6F|61|72|64|2F|63|6F|6F|74|61|63|74|2D|74|72|61|63|69|6E|67|29

68|50|45|28|2F|64|61|73|68|62|6F|61|72|64|2F|70|70|69|65|29

43|6F|6F|6F|72|65|67|61|74|65|4C|69|76|69|6E|67|53|65|74|74|69|6E|67|73|28|2F|64|61|73|68|62|6F|61|72|64|2F|63|6F|6F|67|72|65|67|61|74|65|2D|6C|69|76|69|6E|67|29

73|65|74|74|69|6F|67|73|29

62|65|70|6F|72|74|73|28|2F|64|61|73|68|62|6F|61|72|64|2F|72|65|70|6F|72|74|73|29

41|62|6F|75|74|74|68|65|44|61|74|61|28|2F|64|61|73|68|62|6F|61|72|64|2F|61|62|6F|61|75|74|2D|64|61|74|61|75

53|68|61|72|65|94|68|69|73|70|61|67|65|3A



46|61|63|65|62|6F|6F|6E|28|68|74|74|70|73|3A|2F|2F|77|77|77|2F|60|61|63|65|62|6F|6F|6E|2F|63|6F|6D|2F|73|68|61|72|65|72|2F|73|68|61|72|65|72|2E|70|68|70|69

79|6D|68|74|79|70|93|65|63|41|93|93|48|99|93|2E|63|69|92|65|64|93|93|2F|6F|6E|61|62|63|68|79|9F|67|6F|78|93|93|46|62|61|93|68|62|6F|61|79|62|99



62|77|69|74|74|65|72|28|68|74|74|70|3A|2F|2F|77|69|74|74|65|72|2F|63|6F|6D|2F|63|6F|6E|74|65|6E|74|2F|74|77|69|69|74|69

79|93|62|68|68|99|93|98|99|93|93|93|42|93|93|42|63|69|62|61|93|93|93|62|61|62|63|68|93|9F|67|6F|78|93|93|46|62|61|93|68|62|6F|61|79|62|99|93|42|63|69|62|61|93|93|93|62|61|62|63|68|93|9F|67|6F|78|93|93|46|62|61|93|68|62|6F|61|79|62|99