

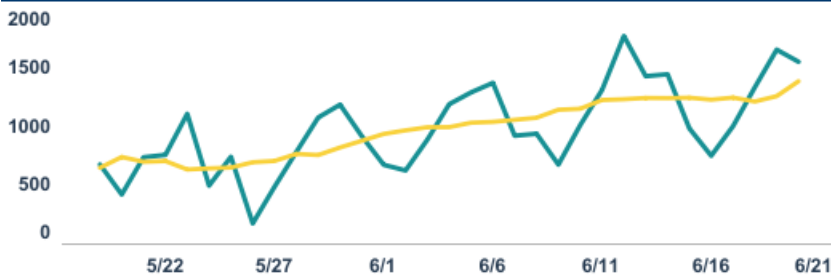


COVID-19 North Carolina Dashboard

Knowing when to dial up or down measures that slow the spread of the virus depends on North Carolina's testing, tracing and trends. This dashboard provides an overview on the metrics and capacities that the state is following.

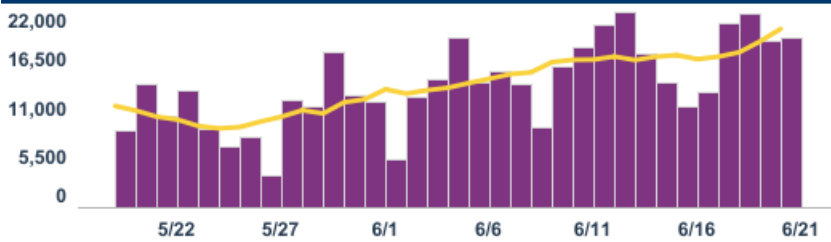
Updated daily by approximately 12:00 p.m. Last updated June 20, 2020 at 11:55 a.m...

Daily Cases i



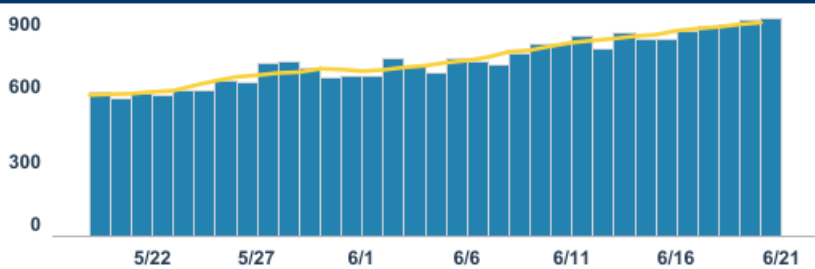
LAB-CONFIRMED CASES
51,389

Daily Tests i



COMPLETED TESTS
731,341

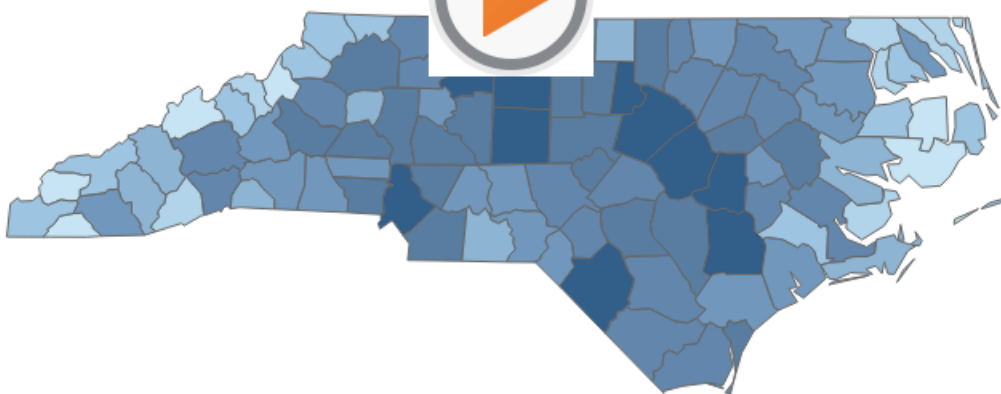
Daily Number of People Currently Hospitalized i



CURRENTLY HOSPITALIZED
883

County Map by Cases i

(Click to highlight | | [invert map](#))





Select Geography **Search for County** **Select Metric**

- County ZIP Code All Cases Cases per 10,000 residents

County Cases and Deaths
(Click to highlight map, unclick to revert map)

County	Cases	Deaths
Alamance	919	35
Alexander	60	0
Alleghany	30	0
Anson	96	1
Ashe	47	1
Avery	7	0
Beaufort	55	0

June 20, 2020

+ a b | e a u

Dashboard

- [CLI Surveillance](#)
- [Cases](#)
- [Testing](#)
- [Hospitalizations](#)
- [Contact Tracing](#)
- [PPE](#)
- [Congregate Living Settings](#)
- [Reports](#)
- [About the Data](#)

Share this page:





Contact Information

NC Department of Health and Human Services
2001 Mail Service Center
Raleigh, NC 27699-2000
Customer Service Center: 1-800-662-7030
For COVID-19 questions call 2-1-1

Census 2020

Recent Tweets

[Tweets by @ncdhhs](#)

Stay Connected



Twitter



RSS



YouTube



LinkedIn



Facebook



Instagram

[NC.GOV HOME](#)



[TRANSLATION DISCLAIMER](#)



[ACCESSIBILITY](#)



[TERMS OF USE](#)



[PRIVACY POLICY](#)



[OPEN BUDGET](#)

