

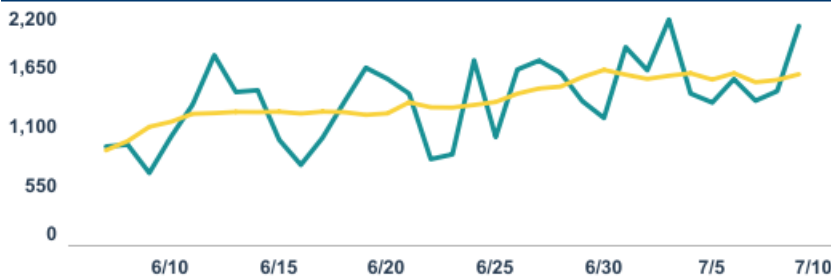


COVID-19 North Carolina Dashboard

Knowing when to dial up or down measures that slow the spread of the virus depends on North Carolina's testing, tracing and trends. This dashboard provides an overview on the metrics and capacities that the state is following.

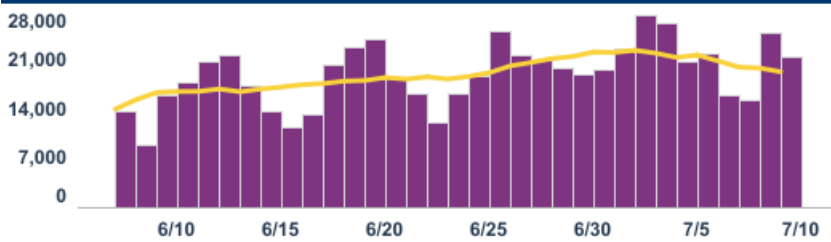
Updated daily by approximately 12:00 p.m. Last updated July 9, 2020 at 11:50 a.m...

Daily Cases i



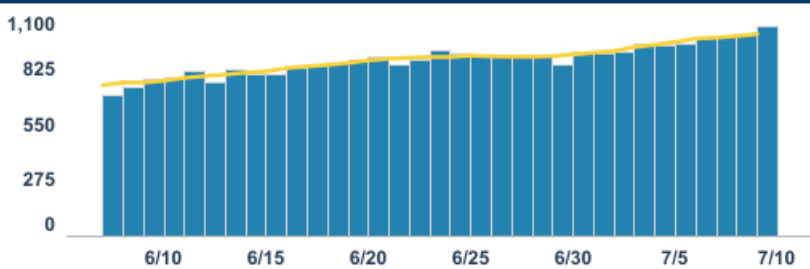
LAB-CONFIRMED CASES
79,349

Daily Tests i



COMPLETED TESTS
1,121,811

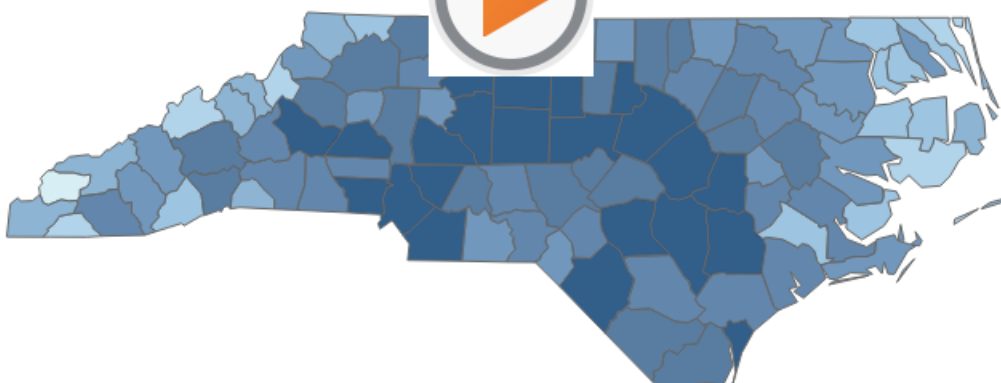
Daily Number of People Currently Hospitalized i



CURRENTLY HOSPITALIZED
1,034

County Map by Cases i

(Click to highlight | | [invert map](#))





Select Geography **Search for County** **Select Metric**

- County
 - ZIP Code
- All
- Cases
 - Cases per 10,000 residents

County Cases and Deaths
(Click to highlight map, unclick to revert map)

County	Cases	Deaths
Alamance	1,357	37
Alexander	140	1
Alleghany	39	0
Anson	176	1
Ashe	61	1
Avery	21	0
Beaufort	123	0

July 9, 2020

+ a b | e a u

Dashboard

- [CLI Surveillance](#)
- [Cases](#)
- [Testing](#)
- [Hospitalizations](#)
- [Contact Tracing](#)
- [PPE](#)
- [Outbreaks and Clusters](#)
- [Reports](#)
- [About the Data](#)

Share this page:





Contact Information

NC Department of Health and Human Services
2001 Mail Service Center
Raleigh, NC 27699-2000
Customer Service Center: 1-800-662-7030
For COVID-19 questions call 2-1-1

Census 2020

Recent Tweets

[Tweets by @ncdhhs](#)

Stay Connected



Twitter



RSS



YouTube



LinkedIn



Facebook



Instagram

[NC.GOV HOME](#)



[TRANSLATION DISCLAIMER](#)



[ACCESSIBILITY](#)



[TERMS OF USE](#)



[PRIVACY POLICY](#)



[OPEN BUDGET](#)

