

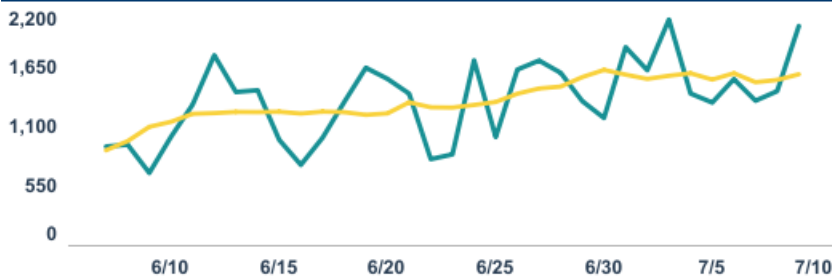


# COVID-19 North Carolina Dashboard

Knowing when to dial up or down measures that slow the spread of the virus depends on North Carolina's testing, tracing and trends. This dashboard provides an overview on the metrics and capacities that the state is following.

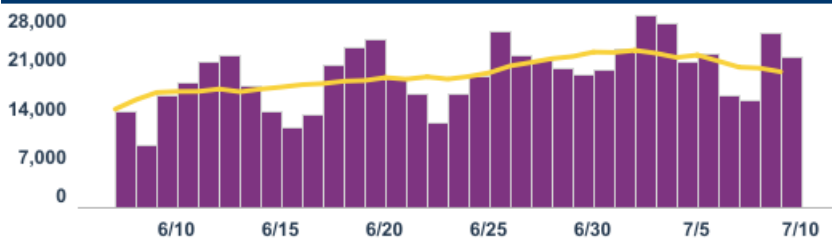
Updated daily by approximately 12:00 p.m. Last updated July 9, 2020 at 11:50 a.m...

## Daily Cases i



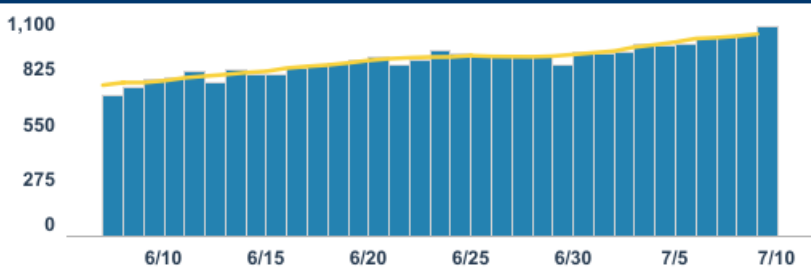
**LAB-CONFIRMED CASES**  
**79,349**

## Daily Tests i



**COMPLETED TESTS**  
**1,121,811**

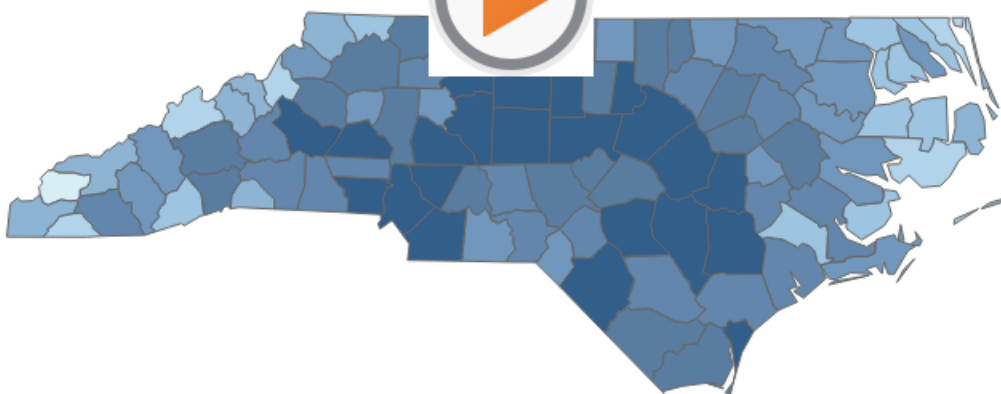
## Daily Number of People Currently Hospitalized i



**CURRENTLY HOSPITALIZED**  
**1,034**

## County Map by Cases i

(Click to highlight | | [invert map](#))





Select Geography    Search for County    Select Metric

County    All     Cases  
 ZIP Code     Cases per 10,000 residents

**County Cases and Deaths**  
(Click to highlight map, unclick to revert map)

County	Cases	Deaths
Alamance	1,357	37
Alexander	140	1
Alleghany	39	0
Anson	176	1
Ashe	61	1
Avery	21	0
Beaufort	123	0

July 9, 2020

+ a b | e a u

# Dashboard

---

- [CLI Surveillance](#)
- [Cases](#)
- [Testing](#)
- [Hospitalizations](#)
- [Contact Tracing](#)
- [PPE](#)
- [Outbreaks and Clusters](#)
- [Reports](#)
- [About the Data](#)

Share this page:





## Contact Information

---

NC Department of Health and Human Services  
2001 Mail Service Center  
Raleigh, NC 27699-2000  
Customer Service Center: 1-800-662-7030  
For COVID-19 questions call 2-1-1

## Census 2020

## Recent Tweets

---

[Tweets by @ncdhhs](#)

## Stay Connected

---



Twitter



RSS



YouTube



LinkedIn



Facebook



Instagram

---

[NC.GOV HOME](#)



---

[TRANSLATION DISCLAIMER](#)



---

[ACCESSIBILITY](#)



[TERMS OF USE](#)

---



[PRIVACY POLICY](#)

---



[OPEN BUDGET](#)

---

