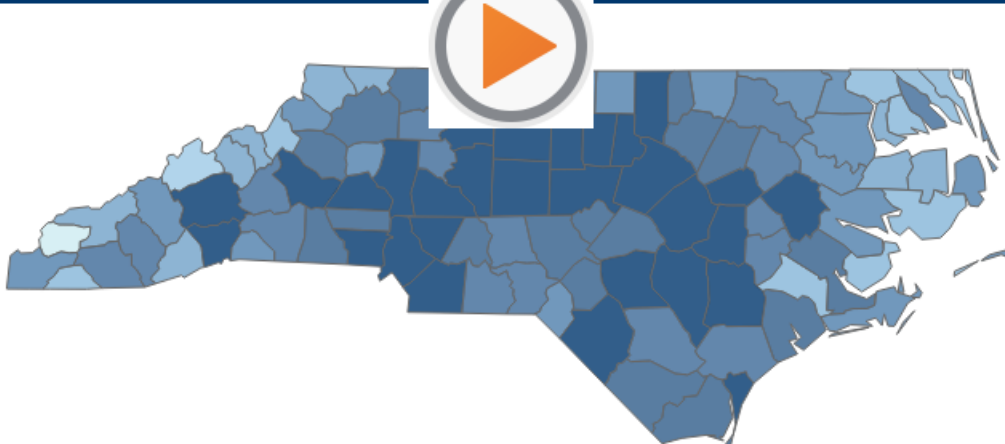
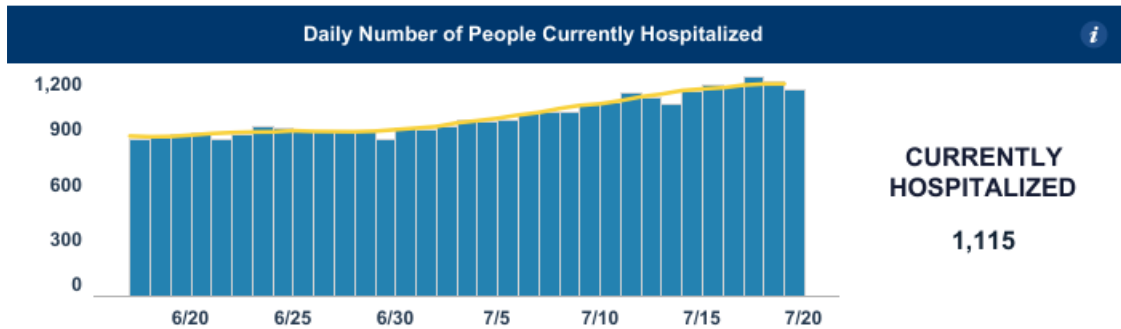
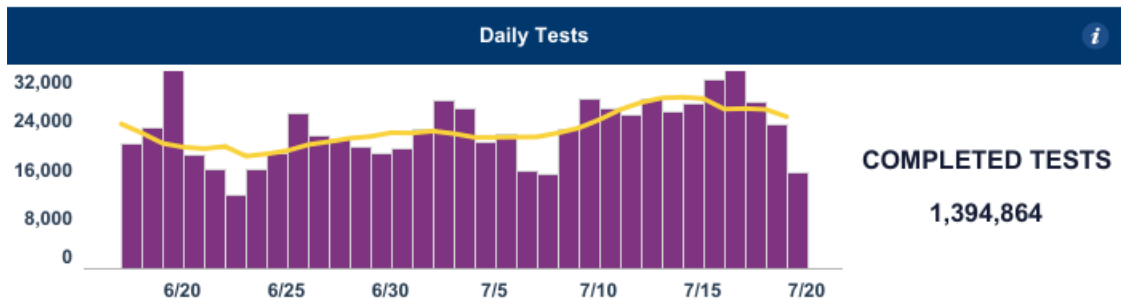
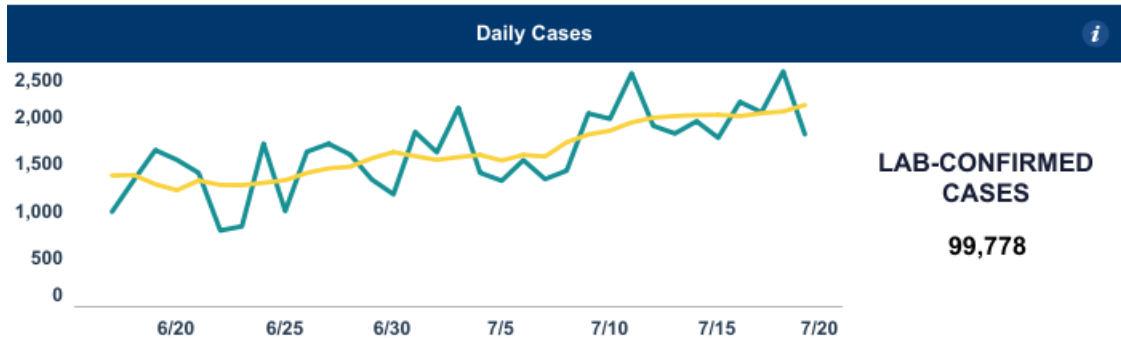




# COVID-19 North Carolina Dashboard

Knowing when to dial up or down measures that slow the spread of the virus depends on North Carolina's testing, tracing and trends. This dashboard provides an overview on the metrics and capacities that the state is following.

Updated daily by approximately 12:00 p.m. Last updated July 19, 2020 at 12:00 p.m...





**Select Geography**      **Search for County**      **Select Metric**

County      All       Cases  
 ZIP Code       Cases per 10,000 residents

**County Cases and Deaths**  
(Click to highlight map, unclick to revert map)

County	Cases	Deaths
Alamance	1,684	39
Alexander	213	1
Alleghany	53	0
Anson	260	1
Ashe	73	1
Avery	42	0
Beaufort	197	0

July 19, 2020

+ a b | e a u

# Dashboard

[CLI Surveillance](#)

[Cases](#)

[Testing](#)

[Hospitalizations](#)

[Contact Tracing](#)

[PPE](#)

[Outbreaks and Clusters](#)

[Reports](#)

[About the Data](#)

Share this page:





## Contact Information

---

NC Department of Health and Human Services  
2001 Mail Service Center  
Raleigh, NC 27699-2000  
Customer Service Center: 1-800-662-7030  
For COVID-19 questions call 2-1-1

## Census 2020

## Recent Tweets

---

[Tweets by @ncdhhs](#)

## Stay Connected

---



Twitter



RSS



YouTube



LinkedIn



Facebook



Instagram

---

[NC.GOV HOME](#)



---

[TRANSLATION DISCLAIMER](#)



---

[ACCESSIBILITY](#)



[TERMS OF USE](#)

---



[PRIVACY POLICY](#)

---



[OPEN BUDGET](#)

---

