

[Search NC.gov](#)

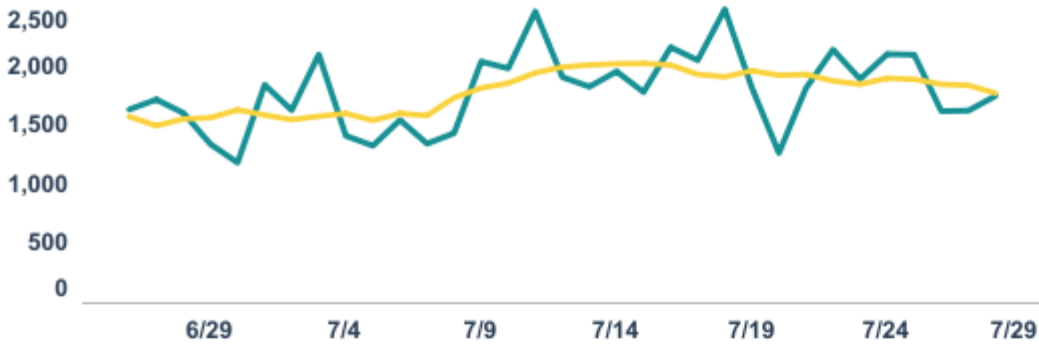


NCDHHS COVID-19

# COVID-19 North Carolina Dashboard

Knowing when to dial up or down measures that slow the spread of the virus depends on North Carolina's testing, tracing and trends. This dashboard provides an overview on the metrics and capacities that the state is following.

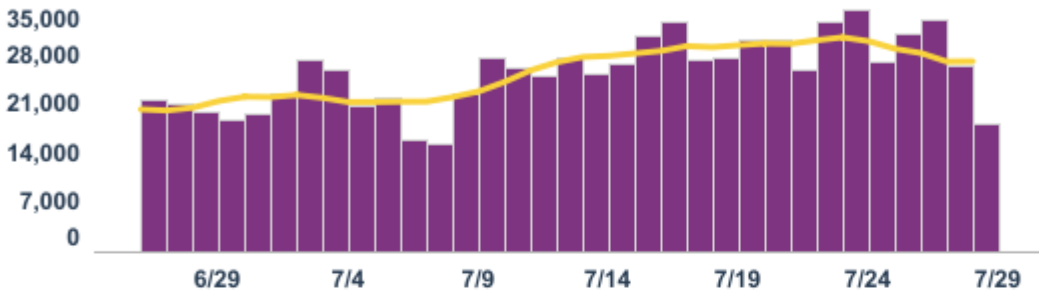
### Daily Cases



**LAB-CONFIRMED CASES**

**116,087**

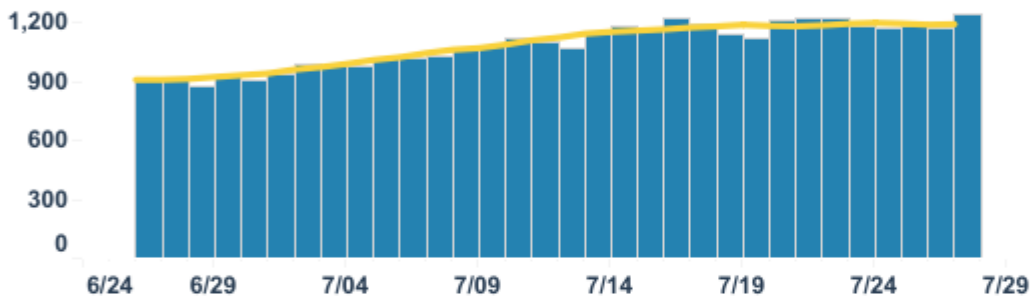
### Daily Tests



**COMPLETED TESTS**

**1,663,540**

### Daily Number of People Currently Hospitalized



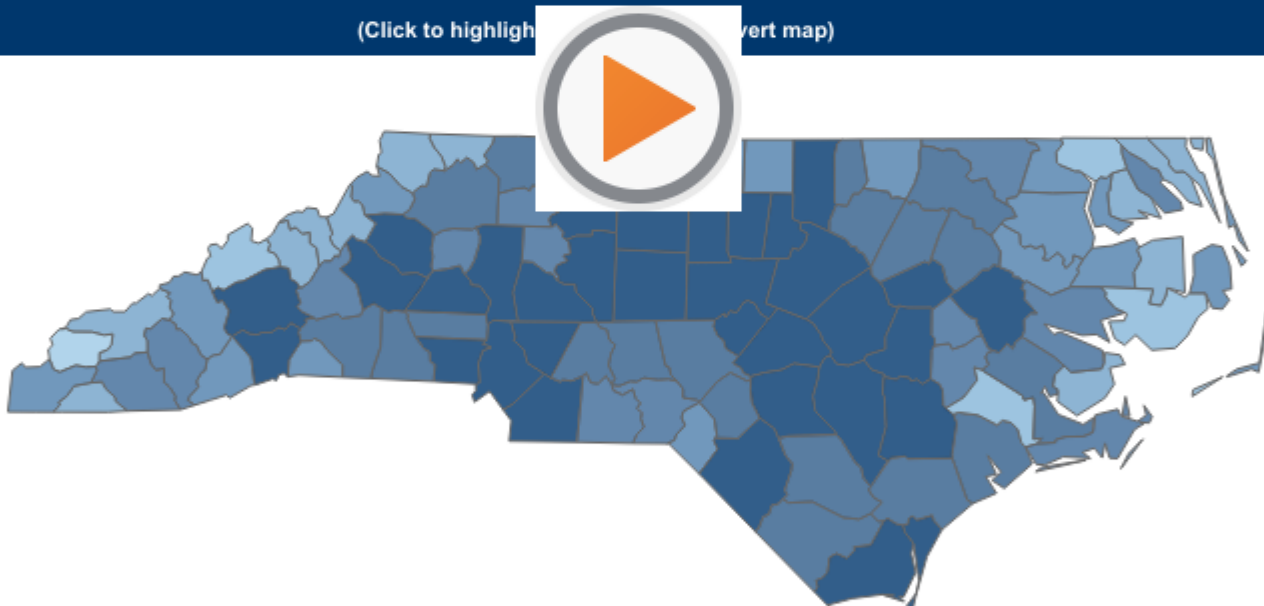
**CURRENTLY HOSPITALIZED**

**1,244**

### County Map by Cases



(Click to highlight | [vert map](#))



## Dashboard

- [CLI Surveillance \(/dashboard/cli-surveillance\)](/dashboard/cli-surveillance)
- [Cases \(/dashboard/cases\)](/dashboard/cases)
- [Testing \(/dashboard/testing\)](/dashboard/testing)
- [Hospitalizations \(/dashboard/hospitalizations\)](/dashboard/hospitalizations)
- [Contact Tracing \(/dashboard/contact-tracing\)](/dashboard/contact-tracing)
- [PPE \(/dashboard/ppe\)](/dashboard/ppe)
- [Outbreaks and Clusters \(/dashboard/outbreaks-and-clusters\)](/dashboard/outbreaks-and-clusters)
- [Reports \(/dashboard/reports\)](/dashboard/reports)
- [About the Data \(/dashboard/about-data\)](/dashboard/about-data)

### Share this page:

- [Facebook \(https://www.facebook.com/sharer/sharer.php?u=https%3A%2F%2F covid19.ncdhhs.gov%2F dashboard\)](https://www.facebook.com/sharer/sharer.php?u=https%3A%2F%2F covid19.ncdhhs.gov%2F dashboard)
- [Twitter \(http://twitter.com/intent/tweet?url=https%3A%2F%2F covid19.ncdhhs.gov%2F dashboard\)](http://twitter.com/intent/tweet?url=https%3A%2F%2F covid19.ncdhhs.gov%2F dashboard)