



00000000000000
4E4344484853

00000000000000
434F5849442D3139

00000000000000 00000000000000 00000000000000 00000000000000
434F5849442D3139 4E6F727468 4361726F6C696E61 44617368626F617264

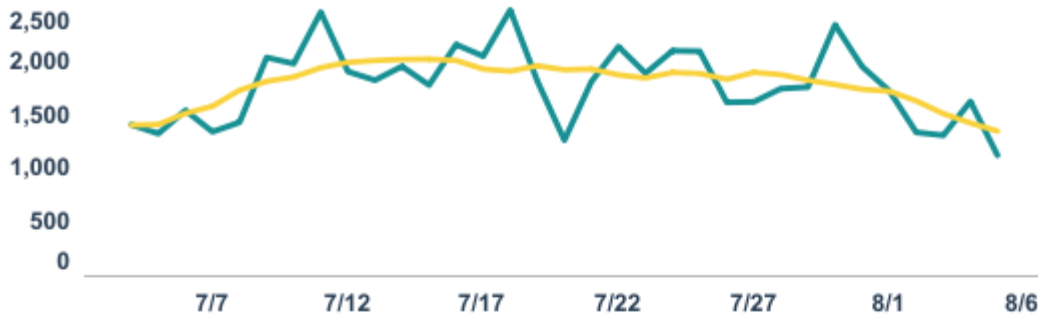


00000000000000 00000000 0000 00000000 0000 0000 00000000 0000000000000000 00000000 000000000000 0000 000000
7669727573 646578656E6473 6F6E 4E6F727468 4361726F6C696E61'73 74657374696E672C 74726163696E67 616E64 7472656E64732E 54686973
64617368626F619264 78726F7869646573 616E 6F78657278696977 6F6E 746865 68697472696373 616E64 63617861636974696573 74686194 746865
7374617263 6973 686F6C6C6F77696E672E

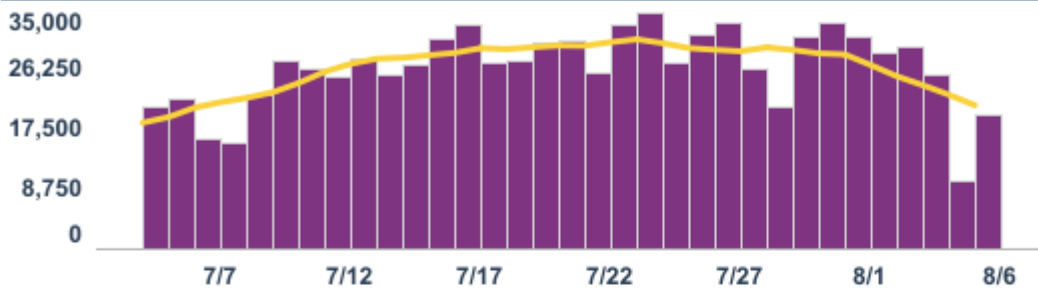
Updated daily by approximately 12:00 p.m. Last updated August 5, 2020 at 12:00 p.m.

This afternoon while conducting data quality monitoring, we identified laboratory reporting omissions for August 2 - 5. Corrected data for new cases and the percent of tests that are positive will be posted by tomorrow's update.

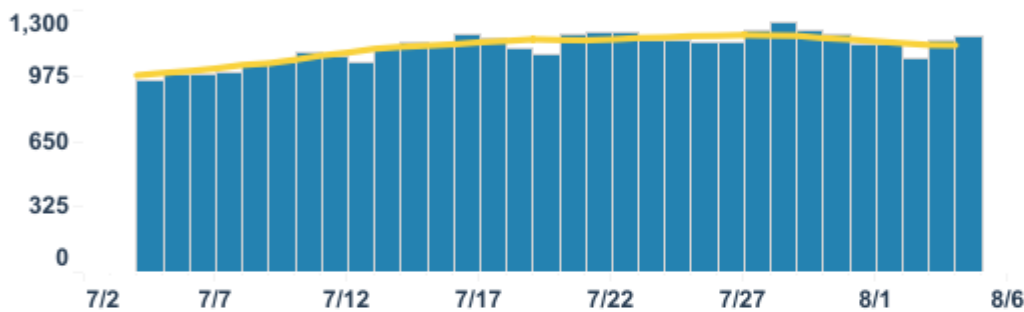
Daily Cases



Daily Tests



Daily Number of People Currently Hospitalized



County Map by Cases



(Click to highlight vert map)

